



# 225hp V6 (2022)



## Exhilarating innovation.

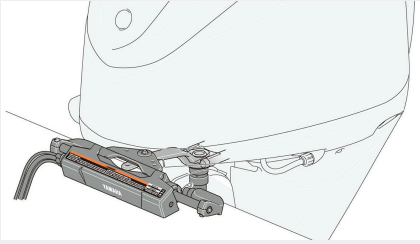
The DNA of the flagship XTO is evident in the new 225hp V6, and the legacy continues with a combination of innovative new features, enhanced reliability and exhilarating performance.

Stronger reverse and low-speed manoeuvring – the Thrust Enhancing Reverse Exhaust (TERE) design provides for maximum command and control, at low speeds. It is particularly effective in close quarter handling situations, and has outstanding reverse thrust combined with excellent control characteristics.

Yamaha's exclusive TotalTilt function allows complete tilt-up from any position with a double-push of the trim/tilt button. No more holding the trim button, makes for greater convenience when complete up or down tilt is desired, and the integrated tilt limiter helps to prevent inadvertent damage.

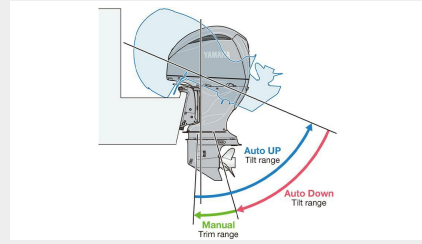


- Fully compatible with optional bolt-on electric steering for improved serviceability.
- TotalTilt™ function with integrated tilt limit for effortless trailering and convenience when tilting.
- Thrust Enhancing Reverse Exhaust (TERE) for outstanding reverse thrust and control when manoeuvring.
- Elegant, sleek, lightweight design.
- Superior engine mounts for less vibration and a softer ride.
- New and improved lower unit: new components, design features and improved durability.



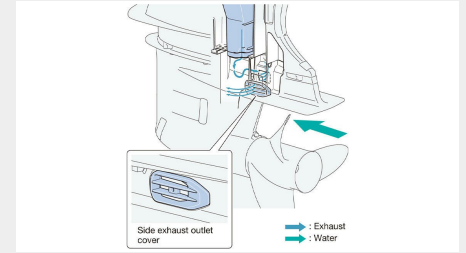
## Fully compatible with optional bolt-on electric steering

The 225hp V6 is fully compatible with optional digital electric steering (DES). Yamaha DES offers a clean spacious bilge. There are no pumps, hoses, control units, need for fluid filling or clean-up and no special bleeder ports. For re-powers, your technicians can rig DES significantly faster and more easily.



## TotalTilt™ function with integrated tilt limit

Yamaha's exclusive TotalTilt™ function allows complete tilt up or down (until trim ram contacts) from any position with a simple double-push of the respective tilt button. During the process, a buzzer sounds to alert crew to keep clear of the outboard, and the integrated tilt limiter helps to prevent inadvertent damage.



## Thrust Enhancing Reverse Exhaust (TERE)

Stronger reverse and low-speed manoeuvring – TERE keeps exhaust bubbles above the anti-ventilation plate and out of the propeller below 2500 rpm, when in reverse. The prop bites only bubble free water, resulting in outstanding reverse thrust and control. Combine with optional Digital Electric Steering and Helm Master EX joystick for further enhanced manoeuvrability – very helpful around docks and confined spaces.



## Elegant, sleek, lightweight design

Capitalising on many styling cues from its big brother, the XTO-like appearance now features a colour-matched lower unit, a new one-piece top cowling with water-draining air duct moulding, a new bottom cowling, apron shape and premium graphics. Stunning new looks meet proven performance to compliment and complete a broader array of premium boats.



## Superior engine mounts

Taken from the XTO, the lower motor mounts are larger and softer resulting in less vibration and a softer ride.



## New and improved lower unit

The new 4.2-litre 225hp V6 has a new and improved lower unit, featuring new components and design features. The new design of the gear tooth profile has improved contact and reduces surface pressure. In addition, the durability has been improved by changing the oil flow inside the lower case and the bearings that support the gears.

## Engine

Engine type	4-stroke;DOHC
Displacement	4169 cm <sup>3</sup>
No. of cylinders/configuration	60-deg. V6
Bore x stroke	96.0 x 96.0 mm
Prop shaft output at mid range	165.5 kW (225 ps)
Full throttle operating range	5,000-6,000 r/min
Lubrication system	Wet sump
Fuel Induction System	EFI
Ignition / advance system	TCI
Starter system	Electric
Gear ratio	1.75 (21/12)
Carburettors	Fuel Injection

## Dimensions

Weight with propeller	X = 255 kg   U = 261 kg
Oil pan capacity	6.3 L/ 6.0 L *with/without oil filter exchange

## Additional Features

Control	Drive By Wire (DBW - F200G)
Trim & tilt method	Power Trim & Tilt
Lighting Coil / Alternator	70 A (max) (battery charging: 55 A)
Engine immobiliser	YCOP optional
Propeller	Optional
Counter Rotation Model	Available
Shallow Water Drive	[Standard]
Dual Battery Charging System	Optional
	Optional
Tilt limiter	[Standard]
Digital Network Gauge II (CL7)	Optional
Shift Dampener System (SDS)	Optional
Full tilt up angle	70
YCOP (Immobilizer)	Applicable



# 225hp V6 (2022)