



4.6L V8

250- 300HP

Verado[®]

REFINED POWER, PERFORMANCE AND EFFICIENCY

- Ample torque from class-leading 4.6L displacement V8 powerhead
- Superior hole shot and acceleration from Transient Spark technology
- Range-maximizing fuel economy through Advanced Range Optimization
- Unrivaled noise and vibration mitigation from next-generation Advanced MidSection

MORE INNOVATIONS AND OPTIONS

- Mercury-engineered digital controls and electro-hydraulic power steering for smooth operation
- Compatible with Mercury Joystick Piloting for Outboards for maximum maneuverability and control
- Enhanced driving experience through Adaptive Speed Control
- Class-leading charging output and battery management
- Exclusive Advanced Sound Control technology
- The industry's only top cowl service door for easier maintenance
- Multiple color options to match your boat and style

LEARN MORE AT [MERCURYMARINE.COM/Verado](https://www.mercurymarine.com/Verado)

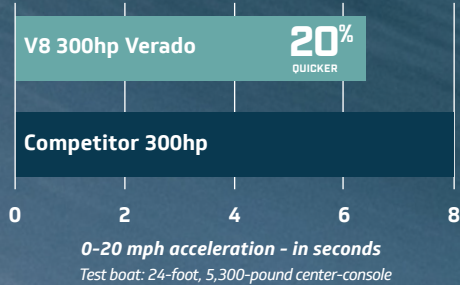


 **MERCURY**
GO BOLDLY.™

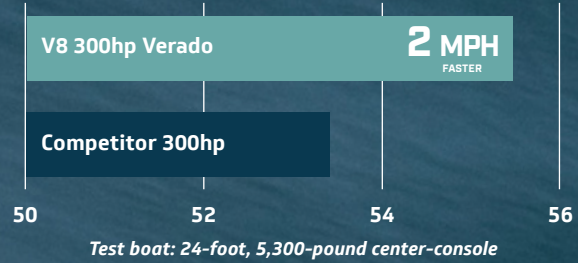
MERCURY VERADO | SUPERIOR PERFORMANCE AND REFINEMENT.

EXHILARATING PERFORMANCE The V8 300hp Verado out-accelerates and outpaces the leading competitor.

ACCELERATION



TOP SPEED



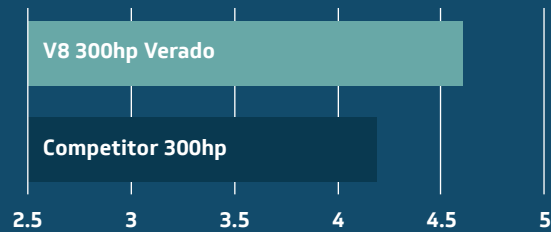
GREATER DISPLACEMENT AND MORE TORQUE IN A LIGHTWEIGHT, COMPACT PACKAGE

The 250hp and 300hp Verado outboards boast class-leading 4.6L displacement, resulting in 12-15% more torque than the leading competitor at cruising speed.

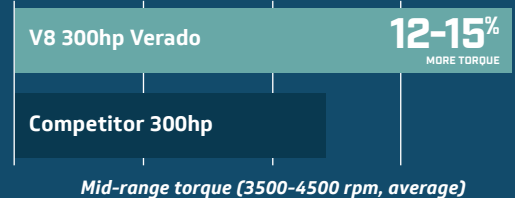
Proprietary Mercury Transient Spark technology optimizes spark timing and fueling, which boosts torque by as much as 7% during hole shot and gets boats on plane quickly.

Incredible displacement and power are delivered in a compact package with 26-inch mounting centers, perfect for repower and multi-engine configurations.

DISPLACEMENT (LITERS)



TORQUE



VERADO'S WORLD-CLASS SMOOTH AND QUIET OPERATION

The V8 250-300hp Verado outboards establish an industry benchmark for smooth and quiet operation. Compared to the leading 300hp four-stroke competitor, the V8 Verado engines are 20% quieter at idle and 35% quieter at cruise and wide-open throttle, with an incredible 66% less vibration at the helm.

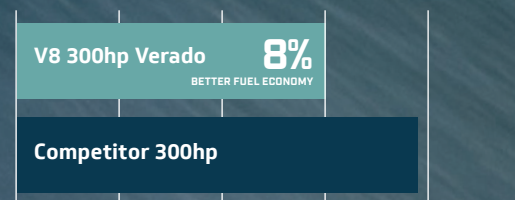
MERCURY JOYSTICK PILOTING

Available with Verado outboards in multi-engine configurations, Joystick Piloting for Outboards (JPO) offers fingertip control of throttle, shift and steering so you can dock precisely, safely and with confidence. Move sideways, diagonally or spin the boat in place with total control in wind or current. JPO is part of the SmartCraft® suite of digital technologies, which includes Digital Throttle & Shift, Skyhook® Digital Anchor, integrated AutoPilot and VesselView® displays.

SUPERIOR FUEL ECONOMY

Advanced Range Optimization improves cruise speed fuel efficiency by automatically adjusting fuel delivery so seamlessly the operator won't feel or hear it.

Patented closed-loop fuel control uses a wide-range oxygen sensor to optimize air-to-fuel ratio during all operating conditions, resulting in 8% better fuel economy at cruising speed versus the leading competitor.



Test boat: 21-foot, 2,300-pound fiberglass multi-species boat

INTUITIVE, INNOVATIVE FEATURES

With **Adaptive Speed Control**, the Mercury V8 Verado outboard maintains a desired rpm level regardless of changes in load or condition (such as rough conditions, tight turns, tow sports and lower speeds on plane) without requiring frequent adjustments to the throttle lever position – a first for the outboard industry. The result is increased throttle response and a “sportier” feel for the driver.


Class-leading high-capacity, high-power alternator delivers 20 amps net at idle and 115 amps total at wide-open throttle – perfect for boats with multiple electronic devices.

Idle charge battery management: When battery voltage is reduced, the engine will automatically increase idle rpm to boost alternator output and recharge low batteries to the proper level, keeping operators from draining their batteries while trolling and operating electronic devices.



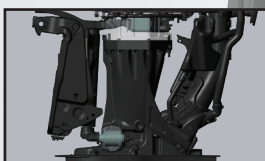
COWL SEALING

- Multiple sealing features keep engine noise in and moisture out



NOISE MANAGEMENT

- Tuned multi-chamber air intake minimizes airborne noise
- Fuel injector covers reduce high-frequency noise
- Multi-chamber idle relief system tuned to provide lowest idle noise



NEXT-GENERATION ADVANCED MIDSECTION

- Multi-piece weld reduces weight and size
- Perimeter mounts isolate engine vibration
- Sound barriers make V8 Verado the quietest outboard in its segment



ADVANCED SOUND CONTROL

- Allows users to toggle between ultra-quiet operation and a “throatier” sounding sport mode



MULTIPLE COLOR OPTIONS AVAILABLE

The 250 and 300hp Verado outboards are available in three shades of white – Pearl Fusion White, Cold Fusion White and Warm Fusion White – and traditional Phantom Black.



Pearl Fusion

Cold Fusion

Warm Fusion



NEXT GENERATION DIGITAL THROTTLE & SHIFT

Mercury Next Generation Digital Throttle & Shift (DTS) enhances the performance of Mercury propulsion systems by integrating SmartCraft® digital technologies into the most advanced suite of electronic remote controls in the marine space. The Next Gen DTS system delivers smooth and quiet shifting and instant throttle response, with zero hesitation.



EASY MAINTENANCE

- Industry-exclusive top cowl service door simplifies routine maintenance with easy oil checks and oil fills without removing the cowl
- Graphic, hour-based maintenance decals under the cowl
- Easy access to all regular maintenance points
- Maintenance-free valve train for life of the engine

HORSEPOWER	250	300
WOT RPM	5200-6000	5200-6000
Engine Type	V8 (32-valve, DOHC)	V8 (32-valve, DOHC)
Displacement	4.6L (279 CID)	4.6L (279 CID)
Induction	Performance-tuned, long-runner intake manifold	Performance-tuned, long-runner intake manifold
Starting	Electric start with SmartStart protection	Electric start with SmartStart protection
Gear Ratio	1.85:1	1.85:1 or 1.75:1
Alternator	115 amp (1449 watt)	115 amp (1449 watt)
Trim System	Power trim and tilt	Power trim and tilt
Dry Weight*	600lbs (272kg)	600lbs (272kg)
Steering	Electro-hydraulic power steering JPO (optional)	Electro-hydraulic power steering JPO (optional)
Shaft Length	20 in (508mm) 25 in (635mm) 30 in (762mm)	20 in (508mm) 25 in (635mm) 30 in (762mm)

*Dry weight: Lightest-version model, excludes engine oil, rigging, hardware.