



**GALA**  
INFLATABLE BOATS



2017





# PASSION FOR PERFECTION

## Built in Europe

Each GALA boat is designed in Canada. The GALA manufacturing facility is situated in Europe with access to the best European materials, workmanship, and technology to produce the best Quality. This is why GALA is always the best!



## Exclusive features

There are numerous features exclusive to GALA. Discover all of the advantages of a GALA boat with the new generation of boat hulls, bow cleats and other fittings, new flooring systems, and new smart patented equipment.



## Glass reinforced (GRP) composite transoms

Every GALA performance foldable boat (380cm and longer) is equipped with a glass reinforced plastic composite transom. Fiberglass reinforcement makes the transom stronger, more durable, easier to clean, and better to look at.



## Foldable step-hull FSH

FSH is an innovative idea from GALA, improving the performance of foldable inflatable boats with keels. Two substantial molded hull-steps profiles allow air to pass underneath, decreasing resistance, increasing speed, saving you gasoline, and making it more fun to drive.



PATENT PENDING

## GALA TABS

GALA TABS are a new and unique performance system from GALA with two large bottom extensions and waterspray protectors. It makes getting on plane easy as never before and provides a completely dry ride! Enjoy!



PATENT PENDING

## Welded seams

Every GALA boat is made using the best technology in the industry. On some models the tube seams of GALA tubing are welded using a double strength seam structure and high-frequency welding of cross seams for more strength and exceptional product life.



# AND MUCH MORE...





# ATLANTIS

## Aluminium hull RIB Tenders

# A240•A270•A300•A330•A360



A300 with bow cushion

Our ATLANTIS Series tenders are the beginning of an extensive range of high-class RIBs with aluminum hulls, originally created by GALA Canada. If you are looking for the lightest, most durable and spacious tender or runabout boat, fully loaded with features, then ATLANTIS tender will be your best choice.

There are five different sizes in the line and two design versions for each of them:

- LIGHT version (A240, A270, A300, A330, A360) - low weight boats with single shell hull,
- DOUBLE DECK version (A240D, A270D, A300D, A330D, A360D) - models with double deck hull, featuring V-shaped bottom and flat deck with large underdeck water collector.

Check out its best selling features:

- Standard bow locker with bow cushion, large access door and great storage.
- Impressive passenger and carrying capacities, as well as power rating.
- Unbeatable performance and remarkably dry ride with «GALA TABS».
- Elegant lining and decoration of expertly equipped boats with original GALA fittings.

Every boat is available with either VALMEX or HYPALON tubing, coming in a variety of colours.



**A240  
A240D**  
240 cm (7' 10") long  
6HP max, 3 pers

**A270  
A270D**  
270 cm (8' 10") long  
10HP max, 4 pers

**A300  
A300D**  
300 cm (9' 10") long  
15HP max, 5 pers

**A330  
A330D**  
330 cm (10' 10") long  
20HP max, 5 pers

**A360  
A360D**  
360 cm (11' 10") long  
25HP max, 6 pers

A300 with bow cushion

## 5 reasons to choose GALA!

### BOW LOCKER + CUSHION



Roomy bow locker with standard removable soft cushion allows for versatile comfort.

### TWO ALU SLIDING SEATS



Each model is equipped with two sliding aluminium seats as a standard (A240-1 pc).

### «GALA-TABS» HULL DESIGN



«GALA-TABS» hull design is a unique feature for easy getting on plane and water spray protection!

### MOST SPACIOUS COCKPIT



Each GALA Series-A model has a plenty of space and impressive capacities.

### INNOVATIVE GALA FITTINGS



Experience state-of-art engineering with each original GALA fitting.



## Features:

### STANDARD FEATURES:

- Medium "V" powder-coated aluminium hull with antiskid decking and hidden reinforced transom brackets
- Spacious bow locker with access hatch
- Two aluminium seats (one on A240) with sliding installation system
- Substantial keel protector
- 4 lifting eyes and 3 towing bow eyes

- Bow handle and two rear handles
- GALA bow cleat and 8/10 grab handles
- Soft curved 3-chamber PVC / Hypalon buoyancy tube with rounded bow and original «GALA-JET» design
- Overpressure valve
- Tough rubbing strake with splash guard
- One-way drain valve with pull-up handle
- Two oars with oarlocks and oar stops

- High-efficiency foot pump
- Repair kit and manual

### OPTIONAL EQUIPMENT:


- Overall cover
- Soft cushion for aluminium seat
- Under-seat bag

## Hull types:

### SINGLE SHELL HULL (A240 - A360)



### DOUBLE DECK HULL (A240D - A360D)



## Colours:

- Light-gray tube / Gray decor
  - VALMEX PVC
  - HYPALON
- White tube / Gray decor
  - VALMEX PVC
  - HYPALON
- Black tube / Gray decor
  - VALMEX PVC
  - HYPALON

## Options:

- Soft seat cushion and under-seat storage bag



- Overall cover







# ATLANTIS DELUXE RIB Tenders

## A300L • A330L



A330L

GALA ATLANTIS A300L and A330L are the smallest and lightest Deluxe tenders with the center console from GALA. If you are looking for the lightest, most durable and spacious center console tender for your yacht, or safest boat for your kids, fully loaded with features, then ATLANTIS Deluxe Tenders will be your best choice.

There are two models in the line: A300L (300 cm long) and A330L (330 cm long), featuring V-shaped bottom with flat deck and large underdeck water collector.

Both models come with a steering console and double seat. A330L has an extra seat in the front of the console and larger cockpit space. Check out its best selling features:

- Standard bow locker with bow cushion, large access door and great storage.
  - Impressive passenger and carrying capacities, as well as power rating.
  - Unbeatable performance and a remarkably dry ride with «GALA TABS».
  - Elegant lining and decoration of expertly equipped boats with original GALA fittings.
- Every boat is available with either VALMEX or HYPALON tubing, coming in a variety of colours.



**A300L**  
300 cm (9' 10") long  
20HP max, 4 pers

**A330L**  
330 cm (10' 10") long  
25HP max, 5 pers

A330L

## 5 reasons to choose GALA!

### SPACIOUS BOW LOCKER



Roomy bow locker with removable soft cushion allows for versatile comfort and most spacious cockpit on a market!

### UNBEATABLE LOW WEIGHT



**BOAT WEIGHT:**  
**A300L- 90kg**  
**A330L-105kg**

With original GALA hulls both models have extremely low weight, what makes them easy to lift, easy to tow, easy to go!

### «GALA-TABS» HULL DESIGN



«GALA-TABS» hull design is a unique feature for easy getting on plane and water spray protection!

### TRANSFORMER SEAT



Seat back easily folds forward for higher driver position, access to back and features two safety steel handrails.

### INNOVATIVE GALA FITTINGS



Experience state-of-art engineering with each original GALA fitting. GALA cleats are great feature for easy docking.



## Features:

### STANDARD FEATURES:

- Medium "V" powder-coated aluminium hull with «GALA TABS», hidden reinforced transom brackets and keel protector
- Steering console with windshield and railing: C-01 on A300L, C-02 with front seat and seatback on A330L
- Double seat S-01 w/ folding back & storage
- Steering system with wheel and cable
- Spacious bow locker with access hatch

- 4 lifting eyes and 3 towing bow eyes
- Bow handle and two rear splash guards
- GALA bow cleat and 8/10 grab handles
- Soft curved 3-chamber PVC / Hypalon buoyancy tube with rounded bow
- Overpressure valve
- Tough rubbing strake with splash guard
- One-way drain valve with pull-up handle
- Two paddles, high-efficiency foot pump
- Repair kit and manual

### OPTIONAL EQUIPMENT:

- Bow step plate with cleat and soft seat back
- Electric package (incl. nav. lights, bilge pump, horn, battery switch etc)
- Two rear GALA cleats
- Overall cover
- Console cover

## Colours:

- Light-gray tube / Gray decor
  - VALMEX PVC
  - HYPALON
- White tube / Gray decor
  - VALMEX PVC
  - HYPALON
- Black tube / Gray decor
  - VALMEX PVC
  - HYPALON

## Options:

- Bow step plate with cleat and soft back cushion



- Electric package with lights, bilge pump, horn and switches



- Overall cover







# ATLANTIS

## DELUXE RIB Tenders

# A360L • A400L



A330L

ATLANTIS A360L and A400L are medium size Deluxe tenders with the center console from GALA. If you are looking for the lightest, spacious and perfectly performing center console RIB, fully loaded with features either for your yacht or roomy small boat for your family or even watersports and fishing, then A360L or A400L will be your best choice. There are two models in the line: A360L (360 cm long) and A400 (400 cm long), featuring V-shaped bottom with flat deck and large underdeck water collector.

Both models come with steering console, double seat and large bow locker with cushion. It gives you a plenty of storage space and seating.

Have a look at its best selling features:

- Unbeatable performance and remarkably dry ride with «GALA TABS» transom extensions.
  - A lot of cockpit space, along with impressive passenger/carrying capacities, as well as power rating.
  - Elegant lining and decoration of expertly equipped boats with original GALA fittings.
- Every boat is available with either VALMEX or HYPALON tubing, coming in a variety of colours.



**A360L**  
360 cm (11' 10") long  
40HP max, 6 pers

**A400L**  
400 cm (13' 1") long  
50HP max, 7 pers

A330L

## 5 reasons to choose GALA!

### SPACIOUS COCKPIT



Roomy bow locker with removable soft cushion allows for versatile comfort and the most spacious cockpit on a market!

### UNBEATABLE LOW WEIGHT



**BOAT WEIGHT:**  
**A360L-115kg**  
**A400L-130kg**

With original GALA hulls both models have extremely low weight, what makes them easy to lift, easy to tow, easy to go!

### «GALA-TABS» HULL DESIGN



«GALA-TABS» hull design is a unique feature for easy getting on plane and water spray protection!

### TRANSFORMER SEAT



Seat back easily folds forward for higher driver position, access to back and features two st. steel handrails for safety.

### INNOVATIVE GALA FITTINGS



Experience state-of-art engineering with each original GALA fitting. GALA cleats are great feature for easy docking.



## Features:

### STANDARD FEATURES:

- Medium "V" powder-coated aluminium hull with «GALA TABS», hidden reinforced transom brackets and keel protector
- Steering console C-03 with windshield and railing, front seat and seat back
- Double seat S-03 w/ folding back & storage
- Steering system with wheel and cable
- Spacious bow locker with access hatch
- One front & two rear GALA mooring cleats

- 4 lifting eyes and 3 towing bow eyes
- Bow handle and ten 10 grab handles
- Soft curved 3-chamber PVC / Hypalon buoyancy tube with rounded bow
- Overpressure valve
- Tough rubbing strake with splash guard
- One-way drain valve with pull-up handle
- Two paddles, high-efficiency foot pump
- Repair kit and manual

### OPTIONAL EQUIPMENT:

- Bow step plate w/ cleat, roller and soft seat back
- Fuel system with 40 lit tank, filler, fuel send and fuel gauge
- Electric package (incl. nav. lights, bilge pump, horn, battery switch etc)
- Overall cover
- Console cover

## Colours:

- Light-gray tube / Gray decor
  - VALMEX PVC
  - HYPALON
- White tube / Gray decor
  - VALMEX PVC
  - HYPALON
- Black tube / Gray decor
  - VALMEX PVC
  - HYPALON

## Options:

- Bow step plate with cleat and soft back cushion



- Electric package with lights, bilge pump, horn and switches



- Fuel system with 40 lit fuel tank, send and fuel gauge







A450L with arch

ATLANTIS A450L and A500L are the medium size aluminium hull RIBs with an open cockpit and a nice selection of consoles. If you are looking for something spacious, light and easy to handle with exceptional performance, then these will be your best choice. Both models are great as a family boat, a boat for watersports, fishing or even using as a coach or rescue boat for yacht clubs or professionals.

Both models come with C-04 steering console and S-04 double seat. The steering console features a high profile windshield and railing, high enough to drive standing and to protect the driver from the wind. Folding seat back makes the rear cockpit area easily accessible and more useful.

There is a nice selection of options like bow step plate, heavy duty towing arch, built-in fuel tank and more, what can easily make the boat perfectly fitting your needs.

The unbeatable performance and remarkably dry ride with «GALA TABS» make these models stand out among the other competition.

Every boat is available with either VALMEX or HYPALON tubing, coming in a variety of colours.



**A450L**  
450 cm (14' 9") long  
70HP max, 8 pers

**A500L**  
500 cm (16' 5") long  
90HP max, 9 pers

A500L with arch

## 5 reasons to choose GALA!

### DEEP-V ALU HULL



Heavy aluminium welded Deep-V hull makes this model a good performer with exceptional seaworthiness.

### DEEP COCKPIT



Both boat cockpits are remarkably deep! It gives a great feeling of safety, when you sit not ON but IN THE BOAT!

### «GALA-TABS» HULL DESIGN



«GALA-TABS» hull design is a unique feature for easy getting on plane and water spray protection!

### TRANSFORMER SEAT



Seat back easily folds forward for higher driver position, access to back and features two st. steel handrails for safety.

### HEAVY-DUTY TOW ARCH



Elegant and heavy-duty welded towing arch (optional) comes with two welded cleats and heavy-duty waterski tow eye.



## Features:

### STANDARD FEATURES:

- Deep «V» powder-coated aluminium hull with «GALA TABS», hidden reinforced transom brackets and keel protector
- Steering console C-04 with windshield, railing, front seat and seat back, steering system with wheel and cable
- Double seat S-04 with soft seat, folding back and roomy storage
- Spacious bow locker with soft cushion

- 4 lifting eyes and 3 towing bow eyes
- Bow handle and 10 safety grab handles
- Soft curved 5-chamber Valmex/Hypalon buoyancy tube with rounded bow
- Overpressure valve
- Tough rubbing strake with splash guard
- One-way drain valve with plug
- Two paddles, high-efficiency foot pump
- Repair kit and manual

### OPTIONAL EQUIPMENT:

- Bow step plate w/ cleat, roller and soft seat back
- Fuel system with 75 lit tank, filler, fuel send and fuel gauge
- Electric package (incl. nav. lights, bilge pump, horn, battery switch etc)
- Towing arch w/ 2 cleats & tow eye.
- Overall cover
- Console cover

## Colours:

- Light-gray tube / Gray decor
  - VALMEX PVC
  - HYPALON
- White tube / Gray decor
  - VALMEX PVC
  - HYPALON
- Black tube / Gray decor
  - VALMEX PVC
  - HYPALON

## Options:

- Bow step plate with cleat and soft back cushion



- Electric package with lights, bilge pump, horn and switches



- Fuel system with 75 lit fuel tank, send and fuel gauge







# VIKING

## Cruising Aluminium RIBs

# V500



A450L with arch



**V500**  
500 cm (13' 1") long  
100HP max, 9 pers

VIKING V500 is the new flagship of GALA line. This model opens a new extensive series of cruising RIBs with aluminium hull, suitable for heavy sea conditions and high waves.

This model is 5 m (16'5") long rated for 100HP engine, being the smallest RIB with 4-units cockpit configuration on a market. It features:

- 1- Bow locker with cushion and seat back,
- 2- Alu welded steering console with front seat,
- 3- Alu captain seat with two storage compartments, three handrails and folding up seating,
- 4- Wide rear seating with folding seat back and large rear storage compartment.

Two rear walking platforms with motor well add a nice touch of comfort and safety.

The boat comes with some unique optional features from GALA like:

- Original GALA T-top with aerodynamically profiled framing.
  - Heavy-duty welded towing arch with two mooring cleats and waterski towing post.
- These make this model an excellent choice for watersports, family cruising or just relaxed boating across the waves.

The boat comes with two choices of tube material: either HYPALON, or VALMEX with nice selection of colors and original GALA styling.

A450L with arch

## 5 reasons to choose GALA!

### DEEP-V ALU HULL



Aluminium welded Deep-V stepped hull of V500 makes it a real performer with exceptional seaworthiness.

### REAR PART DESIGN



V500 rear part configuration is the one of a kind design to make the boat comfortable and practical.

### «GALA-TABS» HULL DESIGN



«GALA-TABS» hull design is a unique feature for easy getting on plane and water spray protection! It's GALA's signature!

### TRANSFORMER SEAT



Seat back easily folds up to drive standing. It features three safety handrails and two storage compartments.

### DEEP COCKPIT TO BE SAFE



The boat cockpit is remarkably deep! It gives a great feeling of safety, when you sit not ON but IN THE BOAT!



## Features:

### STANDARD FEATURES:

- Medium "V" powder-coated aluminium hull with «GALA TABS», hidden reinforced transom brackets and keel protector
- Steering console with windshield and railing; C-01 on A300L, C-02 with front seat and seatback on A330L
- Double seat S-01 w/ folding back & storage
- Steering system with wheel and cable
- Spacious bow locker with access hatch

- 4 lifting eyes and 3 towing bow eyes
- Bow handle and two rear splash guards
- GALA bow cleat and 8/10 grab handles
- Soft curved 3-chamber PVC / Hypalon buoyancy tube with rounded bow
- Overpressure valve
- Tough rubbing strake with splash guard
- One-way drain valve with pull-up handle
- Two paddles, high-efficiency foot pump
- Repair kit and manual

### OPTIONAL EQUIPMENT:

- Bow step plate with cleat and soft seat back
- Electric package (incl. nav. lights, bilge pump, horn, battery switch etc)
- Two rear GALA cleats
- Overall cover
- Console cover

## Colours:



Light-gray tube / Gray decor  
• VALMEX PVC  
• HYPALON



White tube / Gray decor  
• VALMEX PVC  
• HYPALON



Black tube / Gray decor  
• VALMEX PVC  
• HYPALON

## Options:

- Bow step plate with nav. lights, cleat, anchor roller and cushion



- GALA T-TOP with equipment mounting platform



- Heavy duty towing arch with 2 cleats and waterski tow eye







# FREESTYLE Tenders

Foldable boats with  
Floorboards / Air-deck

F240 • F270 • F300 • F330



FREESTYLE tenders from GALA are represented across 4 models and constitute a new and fresh design in the class of foldable boats with floorboards or airdeck. Our innovations are:

- Each model is equipped with the «GALA-JET» inflatable tube, allowing for an impressive carrying capacity and power rating.
- Each model comes with two aluminium sliding seats (1 on F240) and aluminium floorboards.
- Every unit is expertly equipped only with genuine GALA fittings and accessories.

There are four models in the series and two flooring options:

- F240, F270, F300, F330 - with solid aluminium floorboards and inflatable keel
- F240A, F270A, F300A, F330A - with high-pressure airdeck and inflatable keel

In creating this line of tenders, we offer something entirely different in comparison to other boats available on the market: unprecedented quality of design, engineering and craftsmanship in each boat.



**F240/F240A**

240 cm (7' 10") long  
5HP max, 3 pers

**F270/F270A**

270 cm (8' 10") long  
10HP max, 4 pers

**F300/F300A**

300 cm (9' 10") long  
15HP max, 5 pers

**F330/F330A**

330 cm (10' 10") long  
20HP max, 5 pers

F300

## 5 reasons to choose GALA!

### «GALA-JET» HULL DESIGN



«GALA-JET» tube/hull design is essential to be a best performer, even for a dinghy!

### TWO ALU SLIDING SEATS




Each model is equipped with two sliding aluminium seats as a standard (F240-1 pc)

### MOST SPACIOUS COCKPIT



Each GALA Series - F model has a plenty of space and impressive capacities.

### INNOVATIVE GALA FITTINGS



Experience the state-of-art engineering with each original GALA fitting.

### V-SHAPED BOTTOM



Each boat has substantial keel and V-bottom for cutting waves and soft ride.



## Features:

### STANDARD FEATURES:

- Soft curved 3-chamber VALMEX-PVC buoyancy tube with rounded bow and original «GALA-JET» design
- Double strength welded tube seams
- High-density anodized aluminium flooring with antiskid surface on F240-F330
- High-pressure airdeck on F240A-F330A
- Two aluminium seats (one on A240) with sliding installation system


- Substantial keel protector
- 3 stainless steel towing bow eyes
- Bow handle and two rear handles
- GALA bow cleat and 8/10 grab handles
- V-shaped bottom with inflatable keel
- Overpressure valve
- Tough rubbing strake with splash guard
- One-way drain valve with pull-up handle
- Two oars with oarlocks and oar stops
- Rear splash protectors

- High-efficiency foot pump (dual pressure pump for airdeck models)
- Repair kit and manual

### OPTIONAL EQUIPMENT:

- Removable bow soft seat
- Overall cover
- Soft cushion for aluminium seat
- Under-seat bag
- Tube protector package
- Optional wooden floorboards set

## Colours:



Light-gray tube / Gray decor  
• VALMEX PVC



White tube / Gray decor  
• VALMEX PVC



Black tube / Gray decor  
• VALMEX PVC

## Options:

### • Under-seat bag



### • Soft seat cushion



### • Removable bow soft seat







# FREESTYLE Sport

## Foldable Riders

## F360 • F390 • F420 • F450



FREESTYLE - Sport boats are excellent for runabouts, recreational family use, and professional use, when you need a light and portable boat capable of planing quickly or with many passengers on board. Each GALA model features a number of unique GALA designs, brand new and to become an industry standard soon:

- Fiberglass composite transoms : for outstanding strength, wear resistance, and longer product life,
- Patented one of a kind Step Bottom: first step hull on foldable boat for better performance.

Together with impressive capacities, and cockpit space, they make each GALA-F model a winner in the class of performing foldables. Just try it and enjoy it!



**F360**  
360 cm (11' 10") long  
30HP max, 7 pers

**F390**  
390 cm (12' 10") long  
30HP max, 8 pers

**F420**  
420 cm (13' 9") long  
40HP max, 8 pers

**F450**  
450 cm (14' 9") long  
50HP max, 10 pers

F360

## 5 reasons to choose GALA!

### «GALA-JET» HULL DESIGN



«GALA-JET» tube/hull design is a key to an exceptional performance!

### GRP COMPOSITE TRANSM



Each transom has composite structure with both sides fiberglass reinforcement.

### MOST SPACIOUS COCKPIT



Each GALA Series-F model has a plenty of space and impressive capacities.

### STEP HULL PERFORMANCE



The first step-hull equipped foldable boat! A patented creation of GALA!

### PRO-GRADE ALU FLOOR



All boats are featuring heavy anodized aluminium floorboards for long lifetime.



## Features:

### STANDARD FEATURES:

- Soft curved 3-chamber VALMEX-PVC buoyancy tube with rounded bow and original «GALA-JET» design
- High-density anodized aluminium flooring with antiskid surface
- GRP reinforced composite transom
- 2 (F360,F390) or 3 (F420,F450) aluminium seats with sliding installation system
- Bottom with step-hull system

- 3 stainless steel towing bow eyes
- Bow handle and two rear handles
- GALA bow cleat and 8/10 grab handles
- V-shaped bottom with Inflatable keel
- Overpressure valve
- Tough rubbing strake with splash guard
- One-way drain valve with pull-up handle
- Two oars with oarlocks and oar stops
- Rear splash protectors
- Substantial keel protector

- High-efficiency foot pump
- Two envelope carry bags
- Repair kit and manual

### OPTIONAL EQUIPMENT:

- Removable bow soft seat
- Overall cover
- Soft cushion for aluminium seat
- Under-seat bag

## Colours:



Light-gray tube / Gray decor  
• VALMEX PVC



White tube / Gray decor  
• VALMEX PVC



Black tube / Gray decor  
• VALMEX PVC

## Options:

### • Under-seat bag



### • Soft seat cushion



### • Removable bow soft seat







# SPRINTER Slatted deck tenders

S210 • S240 • S270 • S300



SPRINTER Series slatted deck dinghies are the best of the classics: streamlined, sleek, and elegant with forefront engineering. The optimal choice for its versatility, it is a portable, light, and fairly priced boat. The best choice for a sail or powerboat dinghy, a boat for the children, or the beginner's first in discovering the great adventure and camaraderie that is the boating community.

There are 4 models ranging from 7 ft. to 10 ft. long, each taking just a few minutes to assemble, and are easy to store. The slatted deck is simple to use, requires no maintenance, and is comfortably stable for all on board. Nice seating with a sliding installation system allow for the opportunity to rearrange the cockpit space in seconds, no matter if you are on the water, deck, or davits!

All models are available in 1100 dtex Valmex material in a variety of colors of your choice.



**S210**

210 cm (6' 10") long  
4HP max, 2 pers

**S240**

240 cm (7' 10") long  
5HP max, 3 pers

**S270**

270 cm (8' 10") long  
10HP max, 4 pers

**S300**

300 cm (9' 10") long  
15HP max, 5 pers

S270

## 5 reasons to choose GALA!

### LIGHT AND COMPACT



Each S-series GALA tender is light and compact, easy to store and to assemble.

### ALUMINIUM SLIDING SEATS



Sliding installation system for aluminium seats is a great feature for easy cockpit space arrangement.

### SUBSTANTIAL SLATTED DECK



GALA slatted deck covers most of the cockpit area for your safety and comfort.

### IMPRESSIVE CAPACITIES



Just check out all capacities, cockpit space and power rating to see that GALA is the best!

### WELDED TUBE SEAMS



All structural seams of inflatable tubes are strictly WELDED.



## Features:

### STANDARD FEATURES:

- Soft curved 3-chamber VALMEX-PVC buoyancy tube
- Double strength welded tube seams
- Slatted deck with laminated slats
- Integral laminated transom
- 2 aluminium seats with sliding installation system (1 on S240)
- 2 stainless steel towing bow eyes

- Bow grab handle
- Substantial lifeline
- Overpressure valve
- Tough rubbing strake with splash guard
- One-way drain valve with pull-up handle
- Two oars with oarlocks and oar stops
- High-efficiency foot pump
- Envelope type carry bag
- Repair kit and manual

### OPTIONAL EQUIPMENT:

- Overall cover
- Soft cushion for aluminium seat
- Under-seat bag

## Colours:



Light-gray tube / Gray decor  
• VALMEX PVC



White tube / Gray decor  
• VALMEX PVC



Black tube / Gray decor  
• VALMEX PVC

## Options:

### • Under-seat bag



### • Soft seat cushion



### • Overall cover







# CANOES Inflatable Canoes

C320 • C380 • C450 • C520



C450 with 2 folding seats (opt.)

Our series of inflatable canoes was born and developed in Canada, an extension of and innovation on a symbol of Canadian identity. The avant-garde concept is creating a new facet in the canoe industry, as well as the inflatable boating industry, pioneering a more advanced and versatile canoeing lifestyle. GALA canoes retain classic canoe features while incorporating contemporary materials and technology for an unbeatable alternative:

- They are **UNSINKABLE** and are significantly more **STABLE**. They not flip over, unless you want it to!
- They are **LIGHT** and **COMPACT**, fitting the car trunk. No need for strapping anything to the roof of a car!
- They **PERFORM**. Compatible with motors, enabling you reach your island or cottage doing up to 30 km/h!
- They are **COMFORTABLE**. Seating is situated higher and with lots of cockpit space around.
- They have remarkable carrying capacities! You will be impressed at how much gear you can take!
- They are piece of engineering artistry from GALA.

There are 4 models ranging from 320cm to 520 cm long, so you can choose the right one for you. With the GALA canoe the beauty of the nature is closer than ever and yours to explore! Try it out and enjoy!



**C320**  
320 cm (10' 6") long  
4HP max, 2 pers



**C380**  
380 cm (12' 6") long  
6HP max, 3 pers



**C450**  
450 cm (14' 9") long  
8HP max, 4 pers



**C520**  
520 cm (17' 1") long  
8HP max, 5 pers

C450

## 5 good reasons to choose GALA!

### SMART DIMENSIONS



Overall dimensions and tube diameter are optimized to have highest capacities and better usability!

### IMPRESSIVE VERSATILITY



The concept of GALA Canoe is the most advanced and versatile design on a market today.

### DEFLECTOR + RUBRAIL



Each GALA Series-F model has plenty of space and impressive capacities.

### GREAT PERFORMER



Experience an exceptional performance of GALA canoes! You can get on plane with 3HP and fly at over 30km/h with 8HP!

### PERFECT PADDLING



Paddling with GALA canoes is very easy and enjoyable. Assemble it in 5-7 min and have fun paddling!



## Features:

### STANDARD FEATURES:

- Soft curved VALMEX-PVC buoyancy tube with 4 chambers and rounded bow
- Double strength welded tube seams
- High-pressure airdeck
- Two large tube fins for tracking
- Two water deflectors
- Aluminium seats with sliding installation system: 1pc on A320, 2 pcs on A380 and A450 and 3 pcs on A520

- Stainless steel towing bow eyes
- Bow tube protectors
- Two rear lifting handles
- Lifeline all over the perimeter of the canoe
- Rubbing strake with splash guard
- One-way drain valve with pull-up handle
- High-efficiency foot pump
- Envelope type carry bag
- Repair kit and manual

### OPTIONAL EQUIPMENT:

- Removable seat with soft pads, folding back and swivel
- Fishing panel with 2 rod holders and fishfinder mount
- 2 oars with oarlocks and holders


## Colours:



Light-gray tube / Blue decor  
• VALMEX PVC



Dark-green tube / Black decor  
• VALMEX PVC



Camouflage tube / Black decor  
• VALMEX PVC

## Options:

### • Padded seat w/ folding back



### • Fishing panel w/ rod holders



### • 2 oars w/ oarlocks & holders







# Technical Specifications

Rigid Inflatable Boats (RIBs) with Aluminium hull														Foldable Inflatable Boats and Inflatable Canoes															
Series		ATLANTIS Tenders RIB Tenders Light / Double Deck					ATLANTIS Deluxe DELUXE aluminium RIBs						VIKING Cruising RIBs	FREESTYLE Tenders Foldables with floorboards / airdeck				FREESTYLE Sport Foldables with floorboards				SPRINTER Foldables with slatted deck floor				CANOES Inflatable canoes with airdeck			
Models		A240/ A240D	A270/ A240D	A300/ A300D	A330/ A330D	A360/ A360D	A300L	A330L	A360L	A400L	A450L	A500L	V500	F240 / F240A	F270 / F270A	F300 / F300A	F330 / F330A	F360	F390	F420	F450	S210	S240	S270	S300	C320	C380	C450	C520
Length overall	cm	240	270	300	330	360	300	330	360	400	450	500	500	240	270	300	330	360	390	420	450	210	240	270	300	320	380	450	520
	ft/inches	7' 10"	8' 10"	9' 10"	10' 10"	11' 10"	9' 10"	10' 10"	11' 10"	13' 1"	14' 9"	16' 5"	16' 5"	7' 10"	8' 10"	9' 10"	10' 10"	11' 10"	12' 10"	13' 9"	14' 9"	6' 11"	7' 10"	8' 10"	9' 10"	10' 6"	12' 6"	14' 9"	17' 1"
Length inside	cm	170	192	222	252	282	214	244	270	310	354	400	350	170	192	222	252	273	303	333	357	141	171	192	222	257	317	387	457
	ft/inches	5' 7"	6' 4"	7' 3"	8' 3"	9' 3"	7' 0"	8' 0"	8' 10"	10' 2"	11' 7"	13' 1"	11' 6"	5' 7"	6' 4"	7' 3"	8' 3"	8' 11"	9' 11"	10' 11"	11' 9"	4' 8"	5' 7"	6' 4"	7' 3"	8' 5"	10' 5"	12' 8"	15' 0"
Width overall	cm	170	170	170	170	170	170	170	192	192	215	215	215	155	170	170	170	195	195	195	205	145	145	160	160	104	104	104	104
	ft/inches	5' 7"	5' 7"	5' 7"	5' 7"	5' 7"	5' 7"	5' 7"	6' 4"	6' 4"	7' 1"	7' 1"	7' 1"	5' 1"	5' 7"	5' 7"	5' 7"	6' 5"	6' 5"	6' 5"	6' 9"	4' 9"	4' 9"	5' 3"	5' 3"	3' 5"	3' 5"	3' 5"	3' 5"
Width inside	cm	82	82	82	82	82	82	82	96	96	111	111	111	75	82	82	82	99	99	99	109	69	69	76	76	40	40	40	40
	ft/inches	2' 8"	2' 8"	2' 8"	2' 8"	2' 8"	2' 8"	2' 8"	3' 2"	3' 2"	3' 8"	3' 8"	3' 8"	2' 6"	2' 8"	2' 8"	2' 8"	3' 3"	3' 3"	3' 3"	3' 7"	2' 3"	2' 3"	2' 6"	2' 6"	1' 4"	1' 4"	1' 4"	1' 4"
Tube diameter max	cm	44	44	44	44	44	44	44	48	48	52	52	52	40	44	44	44	48	48	48	48	38	38	42	42	32	32	32	32
	inches	17"	17"	17"	17"	17"	17"	17"	19"	19"	20"	20"	20"	16"	17"	17"	17"	19"	19"	19"	19"	15"	15"	17"	17"	13"	13"	13"	13"
Bare Boat weight *	kg	45/48	52/55	58/62	64/68	70/75	90	105	125	150	195	240	265	30/22	40/31	55/42	70/55	75	85	100	110	24	26	29	33	20	24	29	34
	lbs	99/106	114/121	128/136	141/150	154/165	198	231	275	330	429	528	583	66/48	88/68	121/92	154/121	165	187	220	242	53	57	64	73	44	53	64	75
Loading capacity ***	kg	350	450	500	550	600	450	500	700	800	900	1000	1000	350	450	500	550	750	800	850	1000	220	250	350	420	320	380	450	550
	lbs	770	990	1100	1210	1320	990	1100	1540	1760	1980	2200	2200	770	990	1100	1210	1650	1760	1870	2200	484	550	770	924	704	836	990	1210
Passengers capacity		3	4	5	5	6	4	5	6	7	8	9	9	3	4	5	6	7	8	8	10	2	3	4	5	2	3	4	5
No of chambers **		3	3	3	3	3	3	3	3	3	5	5	5	3+1/3+2	3+1/3+2	3+1/3+2	3+1/3+2	3+1	3+1	4+1	5+1	3	3	3	3	4+1	4+1	4+1	4+1
Engine recommended	HP	5	8	10	15	20	15	20	30	40	50	70	80	5	8	10	15	20	25	30	40	3	4	8	10	3	4	6	6
	kW	3.7	5.9	7.4	11	14.7	11	14.7	22.1	29.4	36.8	51.5	58.8	3.7	5.9	7.4	11	14.7	18.4	22.1	29.4	2.2	2.9	5.9	7.4	2.2	2.9	4.4	4.4
Engine max ***	HP	6	10	15	20	25	20	25	40	50	70	90	100	5	10	15	20	30	30	40	50	4	5	10	15	4	6	8	8
	kW	4.4	7.4	11	14.7	18.4	14.7	18.4	29.4	36.8	51.5	66.2	73.5	3.7	7.4	11	14.7	22.1	22.1	29.4	36.8	2.9	3.7	7.4	11	2.9	4.4	5.9	5.9
Engine weight max	kg	35	45	50	60	70	60	70	100	110	130	180	180	30	45	50	60	80	80	95	115	25	30	45	50	25	35	40	40
	lbs	77	99	110	132	154	132	154	220	242	286	396	396	66	99	110	132	176	176	209	253	55	66	99	110	55	77	88	88
Engine shaft length	inches	15*(short)	15*(short)	15*(short)	15*(short)	15*(short)	15*(short)	15*(short)	20*(long)	20*(long)	20*(long)	20*(long)	20*(long)	15*(short)	15*(short)	15*(short)	15*(short)	20*(long)	20*(long)	20*(long)	20*(long)	15*(short)	15*(short)	15*(short)	15*(short)	15*(short)	15*(short)	15*(short)	15*(short)
	cm	211	233	263	293	313	263	293	330	370	430	450	450	116	116	116	116	120	120	120	120	116	116	116	120	90	90	90	90
	cm	114	114	114	114	114	114	114	135	135	140	155	155	60	60	60	60	70	70	70	70	60	60	60	60	60	60	60	60
	cm	54	54	54	54	54	54	54	65	65	78	81	81	40	40	40	40	45	45	50	50	40	40	40	40	47	47	47	47
	ft/inches	6' 11"	7' 8"	8' 8"	9' 7"	10' 3"	8' 8"	9' 7"	10' 10"	12' 2"	14' 1"	14' 9"	14' 9"	3' 10"	3' 10"	3' 10"	3' 10"	3' 11"	3' 11"	3' 11"	3' 11"	3' 10"	3' 10"	3' 10"	3' 11"	2' 11"	2' 11"	2' 11"	2' 11"
	ft/inches	3' 9"	3' 9"	3' 9"	3' 9"	3' 9"	3' 9"	3' 9"	4' 5"	4' 5"	4' 7"	5' 1"	5' 1"	2' 0"	2' 0"	2' 0"	2' 0"	2' 4"	2' 4"	2' 4"	2' 4"	2' 0"	2' 0"	2' 0"	2' 0"	2' 0"	2' 0"	2' 0"	2' 0"
Transport dimensions of package No2	ft/inches	1' 9"	1' 9"	1' 9"	1' 9"	1' 9"	1' 9"	1' 9"	2' 2"	2' 2"	2' 7"	2' 8"	2' 8"	1' 4"	1' 4"	1' 4"	1' 4"	1' 6"	1' 6"	1' 8"	1' 8"	1' 4"	1' 4"	1' 4"	1' 4"	1' 7"	1' 7"	1' 7"	1' 7"
	cm	52	52	60	60	70	52	52	60	60	70	70	70	100	100	100	100	100	100	100	120	116	116	116	120	90	90	90	90
	cm	58	72	60	60	80	58	72	60	60	80	80	80	65	65	65	65	65	65	65	70	65	65	65	60	60	60	60	60
	cm	90	90	100	100	100	90	90	100	100	100	100	100	10	10	10	10	12	12	12	12	12	12	12	12	47	47	47	47
	ft/inches	1' 8"	1' 8"	2' 0"	2' 0"	2' 4"	1' 8"	1' 8"	2' 0"	2' 0"	2' 4"	2' 4"	2' 4"	3' 3"	3' 3"	3' 3"	3' 3"	3' 3"	3' 3"	3' 3"	3' 3"	3' 3"	3' 3"	3' 3"	3' 11"	2' 11"	2' 11"	2' 11"	2' 11"
	ft/inches	1' 11"	2' 4"	2' 0"	2' 0"	2' 7"	1' 11"	2' 4"	2' 0"	2' 0"	2' 7"	2' 7"	2' 7"	2' 2"	2' 2"	2' 2"	2' 2"	2' 2"	2' 2"	2' 2"	2' 2"	2' 2"	2' 2"	2' 2"	2' 4"	1' 7"	1' 7"	1' 7"	1' 7"
Transport dimensions of package No3	ft/inches	2' 11"	2' 11"	3' 3"	3' 3"	3' 3"	2' 11"	2' 11"	3' 3"	3' 3"	3' 3"	3' 3"	3' 3"	0' 4"	0' 4"	0' 4"	0' 4"	0' 5"	0' 5"	0' 5"	0' 5"								
	cm	100	100	110	110	120	100	100	110	110	120	120	100	100	100	100	100	100											

\* - The bare boat weight is just a weight of the empty boat without any removable accessories.

\*\* - F series with floorboards have 1 extra buoyancy volume: the inflatable keel. F with airdeck have 2 extra buoyancy volume: the inflatable keel and the bottom.

\*\*\* - Because of differences in local boatbuilding standards the Loading capacity, Passenger capacity, Maximum Engine Power and other specifications may vary by country and can be different to this specification. Please check that with your local Dealer.

\*\*\*\* - Boat design category and Classification of European Directive for Recreational crafts № 2013-53-EU.

All technical data are subject to change without notice. The product details and specifications may be changed from specified herein. All the dimensions are +/- 3%. All the weights are +/- 10%. Products availability, trim and specifications may vary by country. Please contact your local Dealer/Distributor for up-to-date information. The pictures in the catalogue were taken with the professional operators in controlled conditions. Please never try any activity,





**GALA MARINE INTERNATIONAL Inc.**  
The Hearquarter and International Distribution Centre of GALA boats

176 Rivermede Rd., Unit 2, Concord, Ontario, L4K 3M7, Canada  
Tel: +1-950-76508519, Fax: +1-905-7608719  
E-mail: mail@galaboats.com

VISIT US AT:

**WWW.GALABOATS.COM**



Your local Dealer:

