





YAMAHA

30

V6

43

Foreword/Introduction

Yamaha is synonymous of performance, quality and reliability - and behind it is a reputation built on years of creating outboard motors and WaveRunner products that incorporate the most advanced and innovative technology. In fact, millions of water sports enthusiasts and professionals around the world choose Yamaha, simply because they know and trust this brand - and because they know we hold the same high standards and care. retail of everything we do. No wonder they also choose Yamaha for their parts and accessories.

Concept of this Guide

This Guide has been prepared by Yamaha to keep you update of the latest components and part numbers and help you to understand the rigging installations for an effective and efficient handling in the repairs creating high customer satisfaction. Most of rigging components are part of a kit, please refer to the diagrams where you can find them depending of application. For the Latest Digital version of this book please see Ympulse link.



Dealer essential Information		
Information about all essential sources	2	
Essentials Rigging Components		
Instruments	6	
Remote controls	8	
Remote control Cables	12	
Switch panels & Harness	14	
Rigging Diagrams		
Mechanical	20	
Y-COP	31	
Helm Master EX intro	34	
DBW Remote Control	42	
Other Rigging Components		
Steering & Steering Systems	156	
Outboard Maintenance & Accessories	162	
Bulk Parts	163	
Filters & Fuel Accessories	164	
Fuel Tanks & Accessories	165	
Other Rigging & Accessories	167	
Battery Chargers	168	
Propellers		
Propeller Information	170	
Propeller series description	171	
Selection guide by model	174	
Propeller Accessories	179	
Maintenance		
Anodes, Impellers & Thermostats	180	
Spark plugs & Oil Filters	182	
Timing Belt, Spare keys & Paint	184	
Marine Service Kits	188	
Accessories		
Outboard Accessories	192	
Life vests	193	
Outboard Locks	194	
WaveRunner		
Maintenance Essential	196	
Accessories	197	
Storage, Audio & RecDeck	200	
YAM Boats		
Boats Accessories	204	
Boats Parts	205	
Yamalube		
Yamalube & Careline	208	
B2B and Workwear		
Workshop & Corporate wear	228	

Essential information

Yamaha is a name synonymous with performance, quality and reliability - and behind it is a reputation earned from years of creating efficient and prepared Authorised Yamaha Dealers with technical expertise.

This section of the Guide only contains the last years models information, but you can find more in other resources that we want to highlight for you.

YSP (SERVICE PORTAL)

YSP is our Service Portal where you can find information and manuals from all Yamaha models.

Most Important:

- TSI (Technical Service Information)
- Service Manuals in different languages
- YMAN (Data from Easy scan and YDIS related)



YDIS (DIAGNOSTIC TOOL)

Only exclusive Authorised Yamaha Dealers have access to Yamaha's Diagnostic System (YDIS), allowing for an accurate and comprehensive assessment and diagnosis of the engine. It is the main tool before to proceed with any repair or maintenance!



SST RECOMMENDED MANUAL

This manual contains the recommended Special Tools & Equipment that are needed to work efficiently in Yamaha products.




WARRANTY

Yamaha Marine Warranty Policy and Operation Manuals, where you can find all the essential information how to treat Marine products in case of a repair, how to submit a warranty claim, Yamaha philosophy, how long is the warranty period, and much more useful information to consider in your daily job.

Yamaha Factory Warranty Conditions are available in Yamaha website: www.yamaha-motor.eu/gb/en/service-maintenance/yamaha-factory-warranty/





PDI (PRE-DELIVERY INSPECTION)

PDI documents are prepared per Hp range indicating important points to verify before delivering the product to the end consumer. It is one of the most important tasks to perform to ensure customer safety and high satisfaction.

OWNER'S MANUALS

Indicate to customers where to find this essential information to understand better the usage of the product in safety manner and maintain it properly as factory shows.

www.yamaha-motor.eu/gb/en/services/owner-manual/#/



YPEC (PARTS CATALOGUE)

Yamaha Parts Catalogue is the essential tool to find the correct part number before to order it and avoid errors. We always recommend to use Hull or Engine Number.

MAINTENANCE

Relevant for ALL is to keep track of the proper maintenance and use genuine parts and fluids. To facilitate this task we have in our system different tools.

- DSR (Digital Service Records), easy tool to register the maintenance
- Maintenance Calculator, quotation tool to inform customers
- Maintenance Checksheets, contains:
 - 1-2 sheets, depending model and hours, for technician with torque values, liters and part numbers
 - 1 visual sheet, to provide to customer with the invoice, it's a quick overview of the job done.
- Unit History Detail, anytime customer can request an overview of all maintenance records.

MARINE TECHNICAL GUIDE

This Guide explains the inspection points in an easy-to-understand manner, focusing on 4-stroke outboard motors, in order to re-emphasize the importance of inspection/ servicing, and allow customers to use their outboard motors for a long time. It also explains inspection and diagnostic points, including physical phenomena. It examines what problems will occur if these inspections are neglected, and has been created in order to provide a deeper understanding of why inspections are necessary. Personnel at dealerships should read this manual carefully for knowledge on maintenance methods for use with 4-stroke outboard motors, and use it as basic knowledge in order to inform customers of the need for periodic inspections, instruction in carrying out these inspections, and for providing advice on the state and maintenance of these engines based on the results of these inspections.



Dealer essential Information

PIG (PRODUCT INFORMATION GUIDE)

PIG's are yearly publications guides which contain the models features, benefits and comparisons with competitors. Easy to read in digital version.



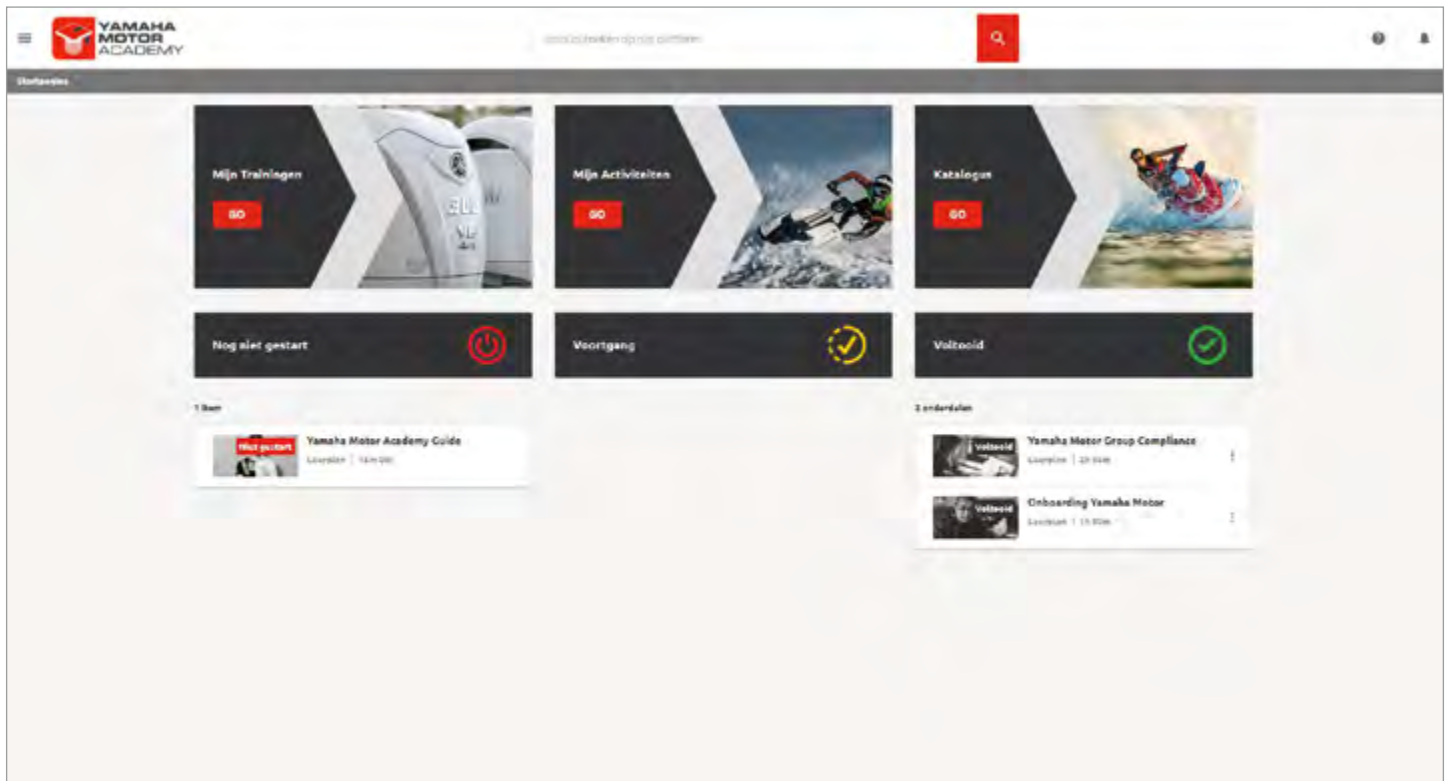

SERVICE DATA HANDBOOK

This handy pocket-size guide, contains the tune-up and basic troubleshooting specifications for all models and years of Outboard Motors and WaveRunners.



YAMAHA MOTOR ACADEMY

YME officially launch the Yamaha Motor Academy with a new Learning Experience Platform and extra possibilities for more engagement, better reporting, gamification and an overall improved look and feel.


SERVICE ADVISOR (2023)
Marine

Learning Plan ⋮



EXPERT TECHNICIAN (2023)

Learning Plan ⋮



WAVERRUNNER TRAINING (2023)

Learning Plan ⋮



Instruments

Today's boat owners want more information than ever before - and Yamaha Digital Network Gauges deliver it.

Yamaha is proud to offer a comprehensive line-up of Digital Network Gauges, to bring you more convenience, flexibility, and clear information than you ever thought possible. This really is the leading edge of rigging technology, matched up with the supreme level of innovation and reliability you've come to expect from Yamaha. Experience it.

CL5 GAUGE

An all-new, thin Yamaha CL5 touchscreen is small in size but big on information and ability. Its sophisticated, modern design features intuitive operation and matches the latest boat console trends. *1



Description	Part Number
CL5 Display *1	6YM-83710-14-00
Replacement Cover	6YM-87278-00-00
Replacement Bezel	6YM-83512-00-00 (x2)

CL5 FUNCTIONS

Regular indications*2:	Alert indication*2:	Setting *2
• Shift position	• Overheat	• Trim Assist (On/Off) and Preset
• Engine speed	• Low oil pressure	• PTT Switch Preset (Quad engine)
• Trim position	• Low voltage	• Tank Preset
• Engine temperature	• Water in fuel	• Calibration
• Cooling water pressure	• Check engine	• Steer Friction (Regular/Heavy)
• Oil pressure	• Check system	• Lock to Lock (Constant/Variable)
• Main battery voltage	• Steering malfunction	• Speed Control (RPM/GPS)
• Sub-battery voltage	• Low fuel pressure	• Autopilot Setting
• Boat speed		• Joystick and SetPoint Setting
• Fuel economy	Condition indication*2:	• Reset
• Fuel consumption	• Yamaha security system on duty	• Trip Information
• Fuel flow	• Engine under warming up icon	• Diagnosis (Trouble codes)
• Engine operating hours	• Engine synchronization icon	• Maintenance Reminder
• Trip meter	• Autopilot icon and status/ bar	
• Available fuel volume	• Speed Control icon	
• Connections for up to 4 tanks	• Single Lever icon	
• Seawater temperature	• Trim Assist icon	
• Depth	• Status message	
• Maintenance interval notice	• Maintenance Reminder	
• Trolling speed adjustment (depending on model)		

*1 These displays are also compatible with mechanical controlled outboards, both come in convenient kits for mechanical and Drive By Wire, please see the display option section

*2 Contents of indication may vary by outboard models and/or external accessories applied.

DIGITAL NETWORK GAUGES (6Y8 ROUND)

6Y8 Digital Network Gauges are simple, streamlined and sophisticated. The large LCD displays provide easy-to-read information at a glance, allowing you to monitor everything from engine function and fuel management to trim levels, battery voltage, and more. Available as a convenient Rigging Kit. (please see the display option section)

General features:

- Each LCD display can show multiple types of information.
- Information is shown in 2 different formats for main (large - on top) and sub-information (small - below).
- Pre-selectable sub-information selection.
- Each LCD display performs a self-function check on start-up.
- Backlighting can be dimmed individually or together (when multiple gauges are installed).

6Y8 TACHOMETER (ROUND)

6YR-762G0-82-00 (single gauge kit)

- Engine speed • Trim position • Oil pressure • Cooling water pressure (*2)
- Total operating hours • Trip hours • Battery voltage • Engine temperature • Maintenance interval notice • Overheat alert • Low oil pressure alert • Low battery voltage alert • Water in fuel alert • Check Engine alert • Trolling speed adjustment (depends on outboard model) • Diagnosis code



6Y8 SPEED/FUEL COMBINATION METER (ROUND)

6YR-762G0-91-00 (2-gauge kit)

- Boat speed (*1) • Trip meter • Clock • Battery voltage • Fuel tank level (up to 2 tanks) • Fuel flow • Fuel consumption • Fuel economy • Seawater temperature (*2) • Seawater depth (*2)

(*1) GPS connection required (NMEA 0813) or speed sensor

(*2) Optional sensor required Multi Sensor



For details of kit please see Mechanical Remote control Display section



Remote Controls



Yamaha Remote Controls set the standard for operator comfort, convenience and flexibility. Their intuitive ergonomic designs allow for virtually effortless, one-hand control of throttle and shift functions, and allow for surprisingly easy command of horsepower and multiple engine installations.

REMOTE CONTROL TYPE	MODEL	MOUNTING POSITION	NUMBER OF ENGINES			
			Single	Twin	Triple	
DIGITAL (DRIVE-BY-WIRE) (F150G - XTO)	6X9	Top Mount				 Side Mount Top Mount Flush Mount
	6X9	Flush Mount				
	703	Side Mount				
MECHANICAL (F30 - F200F)	704	Top Mount				 Flush Mount
	6X3	Flush Mount				

MECHANICAL REMOTE CONTROLS

Operated by mechanical cable to control throttle and shift mechanism.

1 - 703 SINGLE ENGINE SIDE MOUNT

Designed with broad compatibility in mind, this remote control can be fitted to almost every boat type and is compatible with almost every engine in the Yamaha Outboard range. The 703 delivers all of the basic control functions and open throttle can also be configured in either the push or pull direction. It can be used both at right side or left side configuration.



	GAUGE	6Y8 (Round) / CL5 	Part Number	Remark
	ENGINE		703-48207-24-00	For Electric start models. With PTT button. More versions available see Rigging guide.
	MOUNT	Side mount	703-48206-20-00	For Manual start models. Pull model (replacement of 701 control)
	SWITCH		703-48206-21-00	For Manual start models. Push model (replacement of 701 control)

2 - 6X3 SINGLE ENGINE FLUSH MOUNT

A right-side flush mounted mechanical remote control with integrated lanyard switch. Push action to open throttle. Single key switch panel (without lanyard switch) and 10-pin wire harness supplied separately. It can be used both at right side or left side configuration.



GAUGE

6Y8 (Round) / CL5



Part Number

Remark

6X3-48206-10-00

Starboard mount

6X3-48206-21-00

Port mount

ENGINE



MOUNT

Side mount

SWITCH



3 - SINGLE 704 TOP MOUNT

The 704 Top Mount is designed for use with electric start models and ideally fitted to center console boats. Available in single and twin lever configurations for single and twin engine installations. A switch panel and extension wire harness are required to connect to the engine 10-pin harness.



GAUGE

6Y8 (Round) / CL5



ENGINE



MOUNT

Top mount

SWITCH



4 - TWIN 704 TOP MOUNT



GAUGE

6Y8 (Round) / CL5



Part Number

Remark

704-48205-R0-00

Single

704-48207-R0-00

Twin

ENGINE



MOUNT

Top mount

SWITCH



Essentials Rigging Components

703 THROTTLE CONVERSION

Description	Part Number
703 Conversion Kit (Pull to Open)	703-48261-11-00
703 Conversion Kit (Push to Open)	703-48261-01-00

1. Pull



703-48261-11-00

2. Push



703-48261-01-00

704 CONTROL SPACER KITS

Description	Part Number
For 704 Premium Single	704-48293-20-00
For 704 Premium Twin	704-48293-30-00




REMOTE CONTROL - REMOTE CONTROL ATTACHMENT KITS

The best way to convert your Yamaha outboard throttle and shift cable from manual to remote operation with the least amount of fuss.

- Solid & durable corrosion-resistant construction
- For use with remote controls and control cables
- Steering hook not included

We strongly recommend that all cable specification and installation work be carried out by an Authorised Yamaha Dealer, where further product details and helpful advice are always available.



Engine	Part Number
F6A / F6B / F8C / FT8D F8F / FT8G F9.9F / F9.9J / FT9.9G / FT9.9L	6DR-48501-03-00
F15C/F20B	6AH-48501-02-00
F8A/B / F9.9A/B / FT9.9A	6G8-48501-03-00
F9.9C / FT9.9D / F15A	66M-48501-01-00
F25A / F20A / FT25B	65W-48501-01-00
F25D	6BL-48501-02-00
F20G/F25G	6FM-48501-02-00



DIGITAL DRIVE-BY-WIRE (DBW) REMOTE CONTROLS

The operation of throttle and shift is controlled electronically by the Digital Network System, providing you with smoother remote control - and with no cable friction! Multiple engine remote controls feature automatic engine RPM synchronization. Thanks to the convenience of our "plug and play" systems, rigging work is now simplicity itself - even 2nd station installation is a breeze. For more detailed information please also see the Helm Master EX section



6X9 DIGITAL DBW REMOTE CONTROL

An exclusive suite of drive-by-wire remote control boxes. Available in single, twin, triple or Quad engine versions and fully compatible with Yamaha's Helm Master EX

1 - 6X9 SINGLE ENGINE TOP MOUNT



2 - 6X9 TWIN/TRIPLE/QUAD ENGINE TOP MOUNT



6X9 DBW SINGLE ENGINE FLUSH MOUNT

A compact, flush side-mounted digital drive-by-wire remote control box with an integrated lanyard switch. Key switch panel and main wire harness supplied separately.

3 - 6X9 SINGLE ENGINE FLUSH MOUNT



Essentials Rigging Components

REMOTE CONTROL CABLES (YPM)

Only the very best cable performs smoothly and reliably enough to be a match for the renowned quality of a Yamaha Remote Control.

Premium PowerMatched control cable (YPM)



- Stainless Steel Rod
- Wiper seal
- 16" max swivel
- Nickel-plated brass sleeve
- Swivel seat
- Rotary swaged stainless steel hub
- Ultraviolet-stabilised high-density polyethylene outer jacket
- Long-lay oil-tempered wires
- High-density polyethylene liner
- Nylon-covered stranded core wire



Splines reduce contact area with liner for ultra low friction

PREMIUM POWERMATCHED CONTROL CABLE (YPM)

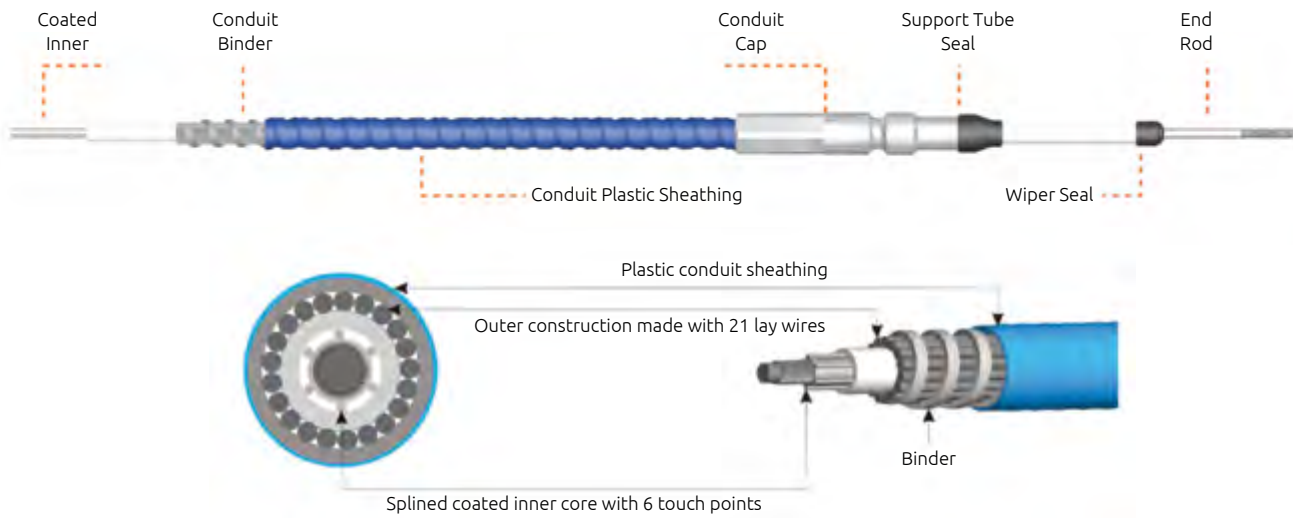
These are top-of-the-line cables, with features and performance that have made them the first choice of professional riggers. The ultra-low-friction inner core wire has splines and a special cover to reduce contact with the liner, allowing rigging to even tighter tolerances; another benefit is reduced 'play' at the cable ends. We strongly recommend the use of Premium PowerMatched cables for boats with severe applications and long cable lengths, on twin-engine installations - and in fact, on any boat where unrivalled smoothness is required. These cables are designed to run smoothly even if installation demands that curves or a radius be applied within the cable run.

REMOTE CONTROL CABLES (YPM)

FEET	CM	Premium (YPM)
5'	152	
6'	183	YMM-21006-PM-30
7'	213	YMM-21007-PM-30
8'	244	YMM-21008-PM-30
9'	274	YMM-21009-PM-30
10'	305	YMM-21010-PM-30
11'	335	YMM-21011-PM-30
12'	366	YMM-21012-PM-30
13'	396	YMM-21013-PM-30
14'	427	YMM-21014-PM-30
15'	457	YMM-21015-PM-30
16'	488	YMM-21016-PM-30
17'	518	YMM-21017-PM-30
18'	549	YMM-21018-PM-30
19'	579	YMM-21019-PM-30
20'	610	YMM-21020-PM-30
21'	640	YMM-21021-PM-30
22'	671	YMM-21022-PM-30
23'	701	YMM-21023-PM-30
24'	732	YMM-21024-PM-30
25'	762	YMM-21025-PM-30
26'	792	YMM-21026-PM-30
27'	823	YMM-21027-PM-30
28'	853	YMM-21028-PM-30
29'	884	YMM-21029-PM-30
30'	914	YMM-21030-PM-30

REMOTE CONTROL EDGE CABLES

Construction of Remote Control Edge cable



HIGH PERFORMANCE EDGE CABLES

The below features translates into improved efficiency with reduced operator effort when EDGE cables are used:

- Special Edge Conduit: Unique design of Conduit provides structural integrity and a tighter minimum bend radius.
- Improved Efficiency: Edge cables provide significantly greater efficiency due to use of low-friction materials and construction.
- Minimal Backlash: Edge cables are built allowing optimum gap between inner core and conduit, resulting in significantly minimal backlash.
- Less Friction Wiper Seal: The wiper seals are made from a polyurethane impregnated with lifetime lubricant to minimize operating friction.
- Cable Bend Radius: Edge Cable can have a minimum bend radius of 10 centimeter, making it easy for difficult to reach spaces.

HIGH PERFORMANCE EDGE CABLES

FEET	CM	Part Number
5'	152	YME-EC133-05-00
6'	183	YME-EC133-06-00
7'	213	YME-EC133-07-00
8'	244	YME-EC133-08-00
9'	274	YME-EC133-09-00
10'	305	YME-EC133-10-00
11'	335	YME-EC133-11-00
12'	366	YME-EC133-12-00
13'	396	YME-EC133-13-00
14'	427	YME-EC133-14-00
15'	457	YME-EC133-15-00
16'	488	YME-EC133-16-00
17'	518	YME-EC133-17-00
18'	549	YME-EC133-18-00
19'	579	YME-EC133-19-00
20'	610	YME-EC133-20-00
21'	640	YME-EC133-21-00
22'	671	YME-EC133-22-00
23'	701	YME-EC133-23-00
24'	732	YME-EC133-24-00
25'	762	YME-EC133-25-00
26'	792	YME-EC133-26-00
27'	823	YME-EC133-27-00
28'	853	YME-EC133-28-00
29'	884	YME-EC133-29-00
30'	914	YME-EC133-30-00

Essentials Rigging Components

SWITCH PANELS - FOR MECHANICAL REMOTE CONTROL



1 - SINGLE ENGINE KEY SWITCH WITH LANYARD

2 - SINGLE ENGINE MAIN STATION SWITCH WITH PANEL



3 - TWIN ENGINE KEY SWITCH WITH LANYARD

4 - REPLACEMENT LANYARD CORD



#	Part Number	Description	Remote control	Remark
1	704-82570-13-00	Single key switch with lanyard	For 704 single	With choke switch
2	64D-82570-23-00	Single engine Main Station switch with panel	For 6X3	with 2P coupler for Emergency Stop switch
3	6Y8-82570-05-00	Twin key switch with lanyard	For 704 twin	For Digital network system (6Y8)
4	682-82556-00-00	Engine shut-off lanyard cord	---	Replacement lanyard cord

SWITCH PANELS - FOR DBW REMOTE CONTROL 6X6



1 - SINGLE ENGINE KEY SWITCH WITH LANYARD

2 - TWIN ENGINE KEY SWITCH WITH LANYARD



3 - TWIN ENGINE START / STOP SWITCH

4 - ALL START / STOP SWITCH



5 - DUAL STATION SELECTOR

6 - DUAL STATION SINGLE ENGINE START / STOP SWITCH



7 - DUAL STATION LANYARD SWITCH

Switches for Single Station

#	Part Number	Description	Engine		Single Station	Dual Station	
			Single	Twin		Main Station	2nd Station
1	6X6-82570-34-00	Single engine key switch with lanyard	x		x	x	
2/3	6X6-762B0-01-00	Kit Twin engine, Start / stop Main Station. Contains Part Numbers 6X6-82570-40 & 6X6-8570-60		x	x	x	
4	6X6-82570-C0-00	All Start/Stop switch		x	x	x	

Switches for Dual Stations

#	Part Number	Description	Engine		Single Station	Dual Station	
			Single	Twin		Main Station	2nd Station
3	6X6-82570-E0-00	Twin engine Start / Stop switch - 2nd Station		x			x
5	6X6-82570-B0-00	Station selector - Dual Station	x	x		x	x
6	6X6-82570-80-00	Single engine Start / Stop switch - 2nd Station	x				x
7	6X6-82570-90-00	Lanyard switch - 2nd Station	x	x			x

SWITCH PANELS - FOR DBW REMOTE CONTROL 6X9 (EKS)

These are available as Kit for details see Rigging diagram section. No p/n see rigging diagram or configurator.



1 - POWER SWITCH

2 - EMERGENCY STOP SWITCH



3 - POWER SWITCH

4 - START / STOP SWITCH - ENGINE SELECTOR



6- ALL START / STOP SWITCH

7- START / STOP SWITCH - ENGINE SELECTOR



HARNESSES



Main harness 16P

Part name	Length (m)
6X6-8258A-90-00	1.5m (5 ft)
6X6-8258A-51-00	3.7m (12 ft)
6X6-8258A-61-00	5.2m (17 ft)
6X6-8258A-01-00	6m (19 ft)
6X6-8258A-11-00	7m (23 ft)
6X6-8258A-21-00	8m (26 ft)
6X6-8258A-31-00	10m (32 ft)
6X6-8258A-41-00	12m (39 ft)
6X6-8258A-71-00	15m (49 ft)
6X6-8258A-81-00	24m (79 ft)



Main bus wire

Part name	Length
6Y8-82553-01-00	0.3m (1 ft)
6Y8-82553-50-00	3m (10 ft)
6Y8-82553-11-00	4.6m (15 ft)
6Y8-82553-21-00	6.1m (20 ft)
6Y8-82553-31-00	7.6m (25 ft)
6Y8-82553-41-00	9.1m (30 ft)



Pigtail bus wire

Part name	Length
6Y8-82521-01-00	0.3m (1 ft)
6Y8-82521-11-00	0.6m (2 ft)
6Y8-82521-21-00	0.9m (3 ft)
6Y8-82521-31-00	1.8m (6 ft)
6Y8-82521-41-00	2.7m (9 ft)
6Y8-82521-51-00	3.6m (12 ft)



Power wire with 10A fuse
6Y8-83553-02-00



Multi hub
6Y8-81920-01-00



Wiring harness (For 704 & 6X3)

Part name	pins	Length (m)
688-8258A-50-00	10-pin	5m (16 ft)
688-8258A-60-00	10-pin	6m (19 ft)
688-8258A-70-00	10-pin	7m (23 ft)
6K1-8258A-40-00	10-pin	8m (26 ft)
61B-8258A-01-00	10-pin	9.5m (23 ft)



Wiring harness extension (For 703/704/6X3)

Part name	pins	Length (m)
688-8258A-10-00	10-pin	0.9m (3 ft)
688-8258A-30-00	10-pin	3m (10 ft)
688-8258A-20-00	10-pin	5m (16 ft)



Inline hub
6Y8-81920-11-00



Conversion harness (J1939) For compatible Garmin MFD

Part name	Fitting	Length (m)
6YM-83553-00-00	Straight	0.9m (3 ft)
6YM-83553-10-00	Elbow	0.9m (3 ft)



Wiring harness extension (For 703)

Part name	pins	Length (m)
688-8258A-20-00	10-pin	5m (16 ft)



2-pin Cap
6Y8-82582-01-00



4-pin Cap
6Y8-82582-11-00

Rigging Diagrams - Index



Mechanical Remote Control

Tiller handle	18
Side Mount	20
Flush Mount	22
Top Mount Single	24
Top Mount Twin	26
Mechanical Display option	27

Y-COP

Y-cop information	31
Single and Twin engine	32
Tiller handle	33

DBW Remote Control

Helm Master EX information	34
How to read the diagram and parts list	40
Single Flush Side-Mount level 1	42
Single Flush Side-Mount level 2	44
Single Flush Side-Mount level 3	48
Single Flush Side-Mount level 3-4	50
Single Flush Side-Mount 2nd station level 1	54
Single Flush Side-Mount 2nd station level 2	56
Single Flush Side-Mount 2nd station level 3	58
Single Flush Side-Mount 2nd station level 3-4	60
Single level 1	62
Single level 2	66
Single level 3	70
Single level 3-4	72
Single 2nd station level 1	76
Single 2nd station level 2	78
Single 2nd station level 3	80
Single 2nd station level 3-4	82
Twin level 1	84
Twin level 2	88
Twin level 3	92
Twin level 3-4	94
Twin 2nd station level 1	98
Twin 2nd station level 2	100
Twin 2nd station level 3	102
Twin 2nd station level 3-4	104
Triple level 1	106
Triple level 2	108
Triple level 3	112
Triple level 3-4	114
Triple 2nd station level 1	118
Triple 2nd station level 2	120

Rigging Diagrams - Index



Triple 2nd station level 3	122
Triple 2nd station level 3-4	124
Quad level 1	126
Quad level 2	128
Quad level 3	132
Quad level 3-4	134
Quad 2nd station level 1	138
Quad 2nd station level 2	140
Quad 2nd station level 3	142
Quad 2nd station level 3-4	144
How to upgrade from Level 3 to level 4	146
Engine mounted prop lights	147
Joystick Only station Single and Twin	148
Joystick Only station Triple and Quad	149
Display Options CL5 / MFD InterfaceType1 and 2	150
MFD compatability	154

HELM MASTER^{EX}

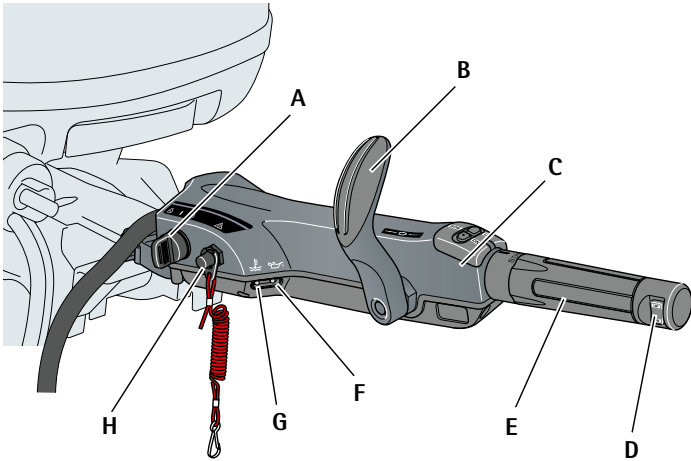


Rigging Diagrams

MULTI-FUNCTION TILLER HANDLE

Our convenient 6X4 Multi-function Tiller Handle is available as an option for mid-range outboard models.

- Ergonomic design and longer, larger-diameter throttle grip
- Contoured, composite-coated lever for smooth, comfortable shifting
- Easy access Power Trim and Tilt switch for on-the-go operation
- Neat and conveniently positioned LED engine warning lamp
- Key switch and STOP switch easily accessible from the handle
- Built-in NEUTRAL switch and buzzer for simple rigging



1 - TILLER HANDLE - MAIN BODY

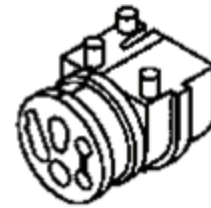
Applicable to F20 – F130*

- A - Engine start/stop
- B - Shift control
- C - Variable trolling switch
- D - PTT Control
- E - Throttle Control
- F - Low oil pressure alert
- G - Overheat alert
- H - Emergency stop lanyard

* F25A/F25D/FT25F are without C/F/G - depending on models - Consult your dealer

2 - FITTING KIT

Fitting kits may differ by outboard model, as shown in the table below




3 - ENGINE GROMMET

Some outboard models require an engine grommet to fit additional wire leads.

4 - YCOP ATTACHMENT KIT

Required to activate YCOP immobilizer installed with Multifunction Tiller Handle. See page 20 for installation details

6Y8-762A0-01-00 Y-COP Attachment Kit 6X4



OUTBOARD MODEL	1* TILLER HANDLE - MAIN BODY	2 FITTING KIT	3 ENGINE GROMMET FOR YCOP	4 Y-COP ATTACHMENT KIT
F20G		6X4-42102-L2-00		
F25G		6X4-42102-F2-00		
F30B/F40F/FT25F		6X4-42102-83-00	(Not Required)	
F50F/F50H/FT50G/FT50J/ F60C/ F60F/FT60D/FT60G	6X4-42103-6A-00	6X4-42102-93-00	6C5-42725-50-00	6Y8-W0035-C0-00
F70A			(Not Required)	
F80D/F100F**		6X4-42102-G3-00		
F80B/F100D		6X4-42102-A4-00	68V-42725-20-00	
F115B/F130A		6X4-42102-C3-00	(Not Required)	

* F25A/F25D/FT25F are without C/F/G - depending on models - Consult your dealer
 ** F100F needs installation plate 6EK-42121-00-00

MULTI-FUNCTION TILLER HANDLE

SINGLE ENGINE (6Y8 GAUGE + 6X4 MULTI-FUNCTION TILLER HANDLE)

SINGLE ENGINE	6X4 TILLER HANDLE	6Y8 GAUGE
-------------------------	-----------------------------	---------------------




Part Number	Description	Qty	Note
RIGGING KIT			
6YR-762G0-81-00	6Y8 Round Tachometer Kit	1	
MULTI-FUNCTION TILLER HANDLE			
6X4-42103-6A-00	6X4 Multi-function Tiller Handle	1	
TILLER HANDLE FITTING KIT			
6X4-42102-L2-00	F20G	1	
6X4-42102-F2-00	F25G		
6X4-42102-83-00	F30B/F40F		
6X4-42102-93-00	F50H/FT50J/F60F/FT60G/F70A		

Rigging Diagrams

MECHANICAL REMOTE CONTROL

SINGLE ENGINE (6Y8 GAUGES + 703 SIDE MOUNT)

SINGLE ENGINE	703 REMOTE CONTROL	6Y8 GAUGE
-------------------------	------------------------------	---------------------

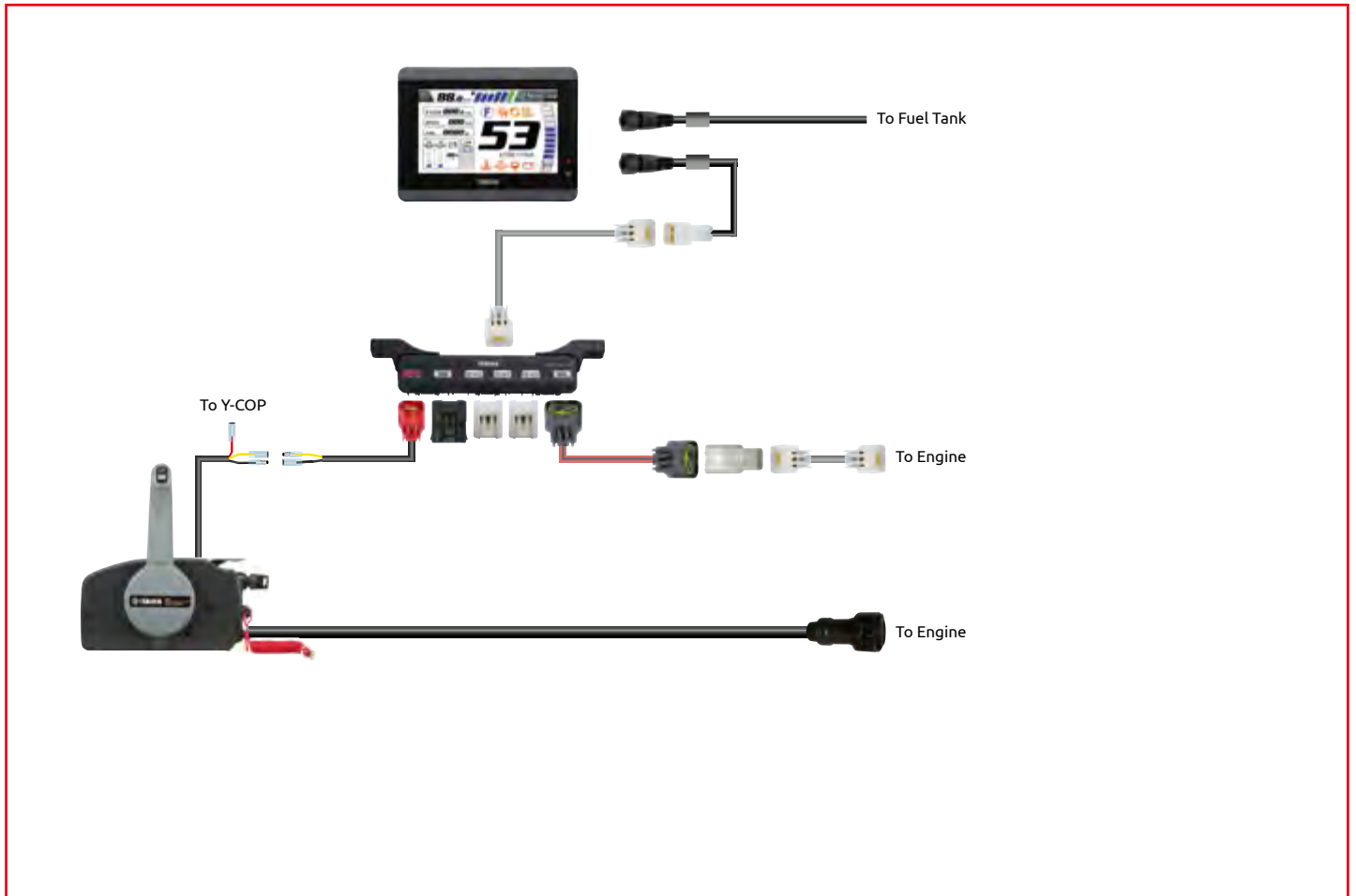


Part Number	Description	Qty	Note
RIGGING KIT			
6YR-762G0-81-00	6Y8 Round Tachometer Kit	1	
6YR-762G0-91-00	6Y8 Round Tacho + Speedo/FMM Kit (Shown above)	1	
REMOTE CONTROL BOX			
703-48207-24-00	703 Side Mount Remote Control	1	

MECHANICAL REMOTE CONTROL

SINGLE ENGINE (CL5 COLOUR DISPLAY + 703 SIDE MOUNT)

SINGLE ENGINE	703 REMOTE CONTROL	CL5 GAUGE
-------------------------	------------------------------	---------------------




Part Number	Description	Qty	Note
RIGGING KIT			
6YM-762G0-23-00	CL5 Single Mechanical Rigging Kit	1	For contents see: Mechanical Display options
REMOTE CONTROL BOX			
703-48207-24-00	703 Side Mount Remote Control	1	

Rigging Diagrams

MECHANICAL REMOTE CONTROL

SINGLE ENGINE (6Y8 GAUGES + 6X3 FLUSH MOUNT)

SINGLE ENGINE	6X3 REMOTE CONTROL	6Y8 GAUGE
-------------------------	------------------------------	---------------------



Part Number	Description	Qty	Note
RIGGING KIT			
6YR-762G0-81-00	6Y8 Round Tachometer Kit	1	
6YR-762G0-91-00	6Y8 Round Tacho + Speedo/FMM Kit (shown above)	1	

PREMIUM REMOTE CONTROL FLUSH MOUNT (RIGHT SIDE)

Part Number	Description	Qty	Note
6X3-48206-11-00	Flush Mount 6X3 Remote Control	1	
64D-82570-23-00	Panel switch assy Single	1	
688-8258A-60-00	Main harness 10P 6m (19,7ft)	1	Other lengths available

PREMIUM REMOTE CONTROL FLUSH MOUNT (LEFT SIDE)

Part Number	Description	Qty	Note
6X3-48206-22-00	Flush Mount 6X3 Remote Control	1	
704-82570-13-00	Panel switch assy Single	1	With lanyard
688-8258A-60-00	Main harness 10P 6m (19,7ft)	1	Other lengths available


HARNESS OPTIONS

Main harness 10P	Length
688-8258A-50-00	5 m (16 ft)
688-8258A-60-00	6 m (19 ft)
688-8258A-70-00	7 m (23 ft)
6K1-8258A-40-00	8 m (26 ft)
61B-8258A-01-00	9.5 m (32 ft)

MECHANICAL REMOTE CONTROL

SINGLE ENGINE (CL5 COLOUR DISPLAY + 6X3 FLUSH MOUNT)

SINGLE ENGINE	6X3 REMOTE CONTROL	CL5 GAUGE
-------------------------	------------------------------	---------------------



Part Number	Description	Qty	Note
RIGGING KIT			
6YM-762G0-23-00	CL5 Single Mechanical Rigging Kit	1	For contents see: Mechanical Display options

PREMIUM REMOTE CONTROL FLUSH MOUNT (RIGHT SIDE)

	Description	Qty	Note
6X3-48206-11-00	Flush Mount 6X3 Remote Control	1	
64D-82570-23-00	Panel switch assy Single	1	
688-8258A-60-00	Main Harness 10P 6m (19,7ft)	1	Other lengths available

PREMIUM REMOTE CONTROL FLUSH MOUNT (LEFT SIDE)

Part Number	Description	Qty	Note
6X3-48206-22-00	Flush Mount 6X3 Remote Control	1	
704-82570-13-00	Panel switch assy Single	1	With lanyard
688-8258A-60-00	Main harness 10P 6m (19,7ft)	1	Other lengths available

HARNESS OPTIONS

Main harness 10P	Length
688-8258A-50-00	5 m (16 ft)
688-8258A-60-00	6 m (19 ft)
688-8258A-70-00	7 m (23 ft)
6K1-8258A-40-00	8 m (26 ft)
61B-8258A-01-00	9.5 m (32 ft)

Rigging Diagrams

MECHANICAL REMOTE CONTROL

SINGLE ENGINE (6Y8 GAUGES + 704 TOP MOUNT)



Part Number	Description	Qty	Note
RIGGING KIT			
6YR-762G0-81-00	6Y8 Round Tachometer Kit	1	
6YR-762G0-91-00	6Y8 Round Tacho + Speedo/FMM Kit (shown above)	1	

PREMIUM REMOTE CONTROL TOP MOUNT

Part Number	Description	Qty	Note
704-48205-R1-00	704 Top Mount Single	1	
704-82570-13-00	Panel switch assy Single	1	
6K1-8258A-40-00	Main harness 10P 8m (26,7ft)	1	Other lenghts available

HARNESS OPTIONS

Main harness 10P	Length
688-8258A-50-00	5 m (16 ft)
688-8258A-60-00	6 m (19 ft)
688-8258A-70-00	7 m (23 ft)
6K1-8258A-40-00	8 m (26 ft)
61B-8258A-01-00	9.5 m (32 ft)

MECHANICAL REMOTE CONTROL

SINGLE ENGINE (CL5 COLOUR DISPLAY + 704 TOP MOUNT)

SINGLE ENGINE	704 REMOTE CONTROL	CL5 GAUGE
-------------------------	------------------------------	---------------------



Part Number	Description	Qty	Note
RIGGING KIT			
6YM-762G0-23-00	CL5 Single Mechanical Rigging Kit	1	For contents see: Mechanical Display options

PREMIUM REMOTE CONTROL TOP MOUNT

Part Number	Description	Qty	Note
704-48205-R1-00	704 Top Mount Single	1	
704-82570-13-00	Panel switch assy Single	1	
6K1-8258A-40-00	Main harness 10P 8m (26,7ft)	1	Other lengths available

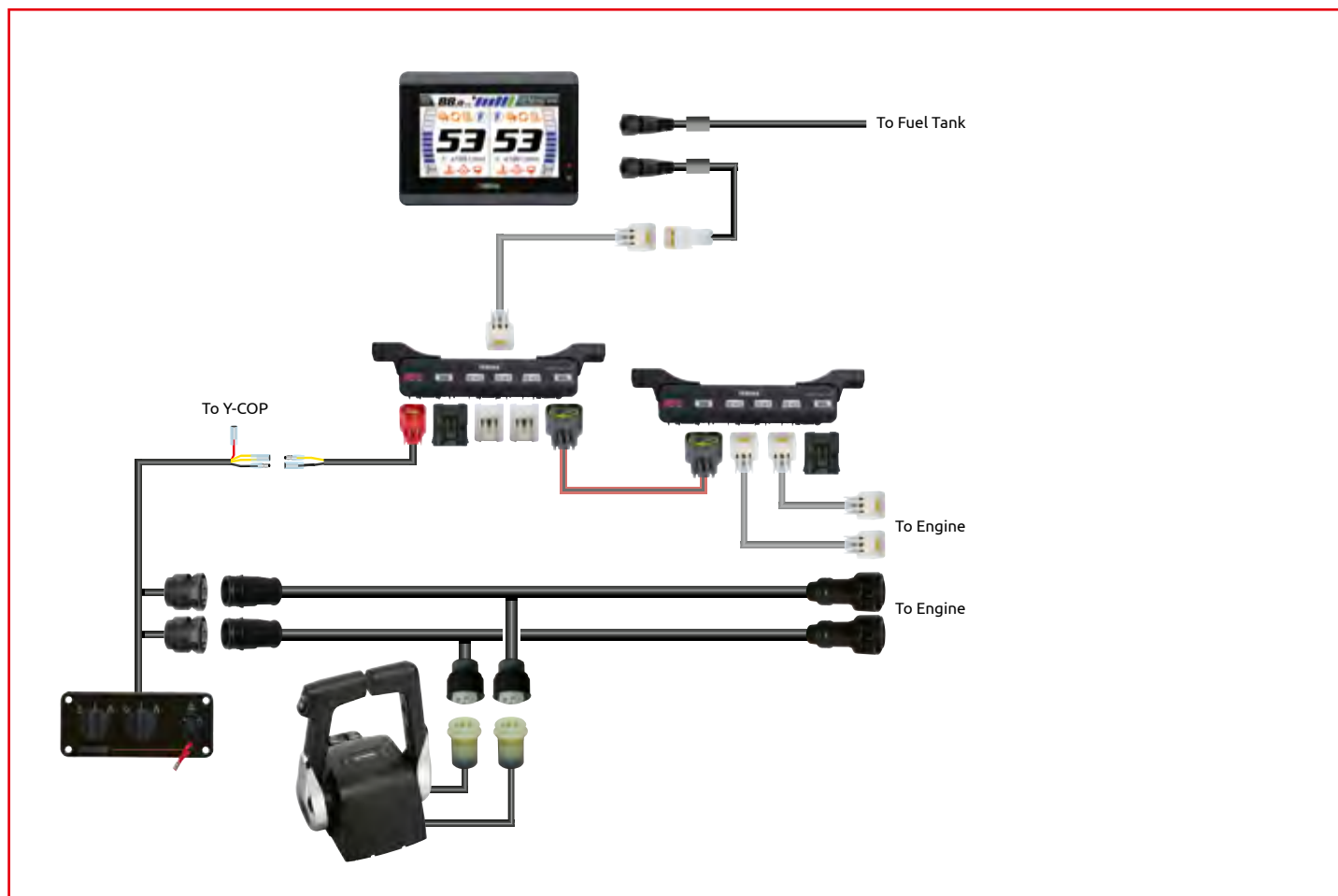
HARNESS OPTIONS

Main harness 10P	Length
688-8258A-50-00	5 m (16 ft)
688-8258A-60-00	6 m (19 ft)
688-8258A-70-00	7 m (23 ft)
6K1-8258A-40-00	8 m (26 ft)
61B-8258A-01-00	9.5 m (32 ft)

Rigging Diagrams

MECHANICAL REMOTE CONTROL

TWIN ENGINE (CL5 COLOUR DISPLAY + 704 TOP MOUNT)



Part Number	Description	Qty	Note
-------------	-------------	-----	------

RIGGING KIT

6YM-762R0-00-00	CL5 Counter Rotation Rigging Kit	1	
-----------------	----------------------------------	---	--

KIT CONTENTS

Part Number	Description	Qty	Note
6YM-762R0-00-00	Premium Remote Control Top Mount Kit	1	
704-48207-R1-00	704 Top Mount Twin	1	
6Y8-82570-04-00	Panel switch assy Twin	1	
6YM-83710-10-00	CL5 Gauge	1	
6YM-83553-00-00	Conversion harness	1	
6YD-8356N-00-00	Fuel tank wire	1	
6Y8-81920-01-00	Multi hub	2	
6Y8-82553-31-00	Main bus wire 7.6m (25ft)	1	Other lengths available
6Y8-82521-11-00	Pigtail bus wire 0.6m (2ft)	1	Other lengths available
6Y8-82521-31-00	Pigtail bus wire 1.8m (6ft)	1	Other lengths available
6Y8-82521-41-00	Pigtail bus wire 2.7m (9ft)	1	Other lengths available
6Y8-83553-01-00	System power supply	1	
6K1-8258A-40-00	Main harness 10P 8m (26,7ft)	1	Other lengths available
61B-8258A-01-00	Main harness 10P 9.5m (31ft)	1	Other lengths available
6Y8-82582-11-00	4 pin cap	3	
6Y8-82582-01-00	2 pin cap	1	

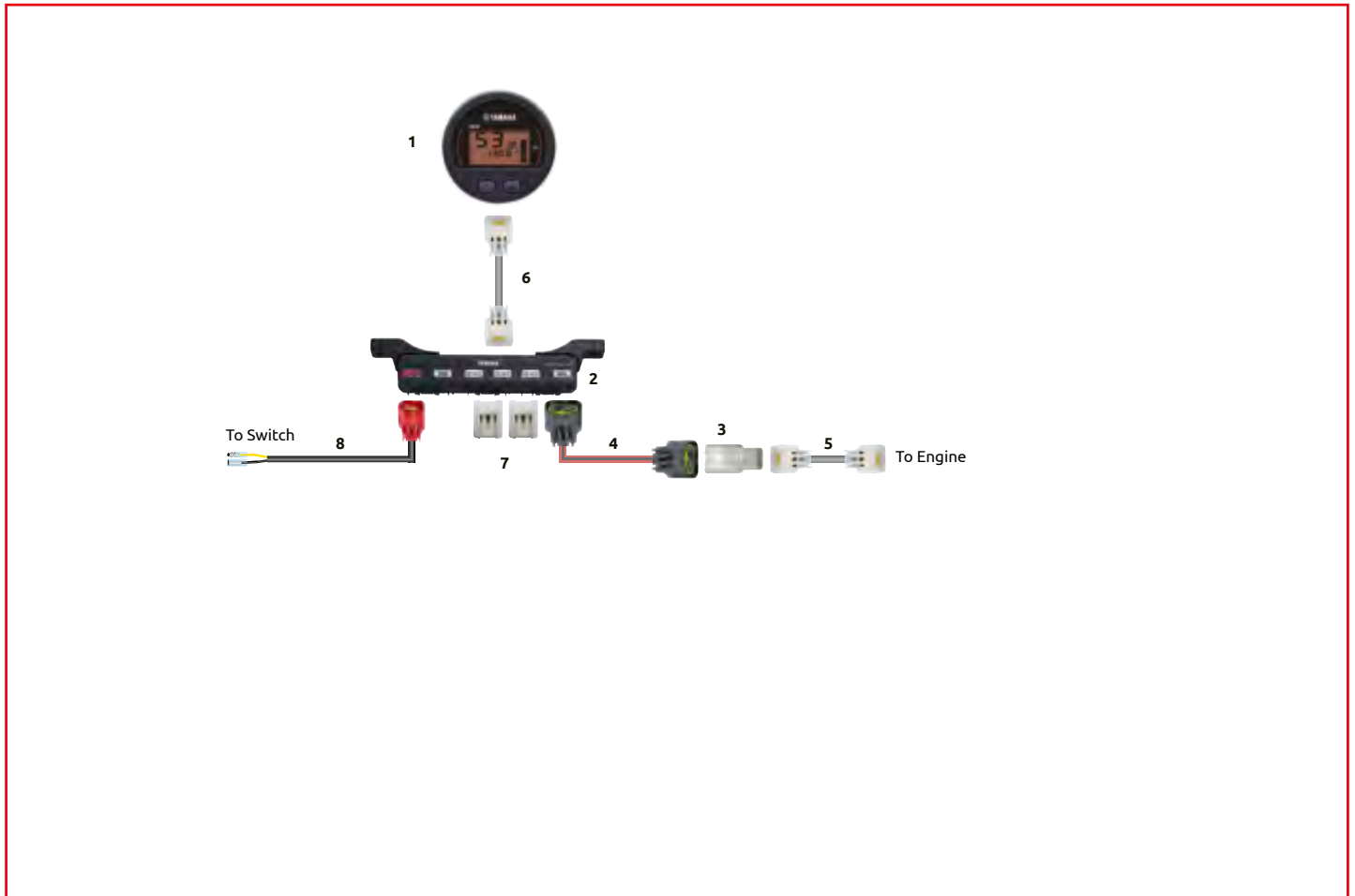
HARNESS OPTIONS

Pigtail bus wire	Length	Pigtail bus wire	Length	Main harness 10P	Length
6Y8-82521-01-00	0.3m (1 ft)	6Y8-82521-31-00	1.8m (6 ft)	688-8258A-50-00	5 m (16 ft)
6Y8-82521-11-00	0.6m (2 ft)	6Y8-82521-41-00	2.7m (9 ft)	688-8258A-60-00	6 m (19 ft)
6Y8-82521-21-00	0.9m (3 ft)	6Y8-82521-51-00	3.6m (12 ft)	688-8258A-70-00	7 m (23 ft)
				6K1-8258A-40-00	8 m (26 ft)
				61B-8258A-01-00	9.5 m (32 ft)

MECHANICAL REMOTE CONTROL (DISPLAY)

6Y8 ROUND TACHO RIGGING KIT (6YR-762G0-81-00)

SINGLE	6Y8
ENGINE	GAUGE



	6YR-762G0-81-00	6Y8 Round Tacho Rigging Kit	Qty	Note
1	6Y8-8350T-22-00	Tachometer assy (Round)	1	
2	6Y8-81920-01-00	Multi hub assy	1	
3	6Y8-81920-11-00	Inline hub assy	1	
4	6Y8-82553-21-00	Main bus harness 6 pin 6.1 m (20 ft)	1	
5	6Y8-82521-41-00	Pigtail bus harness 4 pin 2.7 m (9 ft)	1	
6	6Y8-82521-11-00	Pigtail bus harness 4 pin 0.6 m (2 ft)	1	
7	6Y8-82582-11-00	Terminal cap (4 pin/device)	2	
8	6Y8-83553-01-00	System power supply wire 2.4 m (8 ft)	1	

Rigging Diagrams

MECHANICAL REMOTE CONTROL (DISPLAY)

6Y8 ROUND TACHO + SPEEDO/RIGGING KIT (6YR-762G0-91-00)

SINGLE
ENGINE

6Y8
GAUGE



	6YR-762G0-91-00	Round Tacho + Speedo Rigging Kit	Qty	Note
1	6Y8-8350T-22-00	Tachometer assy (Round)	1	
2	6Y8-83500-21-00	Speedo & FMM meter assy (Round)	1	
3	6Y8-81920-01-00	Multi hub assy	1	
4	6Y8-81920-11-00	Inline hub assy	1	
5	6Y8-82553-21-00	Main bus harness 6 pin 6.1 m (20 ft)	1	
6	6Y8-82521-31-00	Pigtail bus harness 4 pin 1.8 m (6 ft)	1	
7	6Y8-82521-11-00	Pigtail bus harness 4 pin 0.6 m (2 ft)	2	
8	6Y8-82582-11-00	Terminal cap (4 pin/device)	1	
9	6Y8-8356N-01-00	6Y8 PGS/Fuel wire (NMEA 0183)	1	
10	6Y8-83553-01-00	System power supply wire 2.4 m (8 ft)	1	

MECHANICAL REMOTE CONTROL (DISPLAY)

DISPLAY OPTION CL5 COLOUR TOUCH GAUGE RIGGING KIT (6YM-762G0-20-00)

CL5
MECHANICAL



	6YM-762G0-20-00	CL5 Color Touch Gauge Kit - MECH	Qty	Note
1	6YM-83710-11-00	CL5 display	1	
2	6YM-83553-00-00	Conversion harness 0.9m / 3 ft	1	Optional elbow connector 0.9m 6YM-83553-10-00
3	6YD-8356N-00-00	Fuel tank wire	1	Optional elbow connector 6YM-8356N-00-00
4	6Y8-81920-01-00	Multi hub	1	
6	6Y8-82553-21-00	Main bus wire 6.1m / 20 ft	1	Other lengths available
7	6Y8-82521-11-00	Pigtail bus wire 0.6m / 2 ft	1	Other lengths available
5	6Y8-82521-31-00	Pigtail bus wire 1.8m / 2 ft	1	Other lengths available
8	6Y8-83553-02-00	System power supply	1	
9	6Y8-82582-11-00	Cap	2	
12	6Y8-81920-11-00	Single hub	1	



Yamaha Y-COP

Yamaha is introducing a full new Yamaha Y-COP theft-deterrent system. Although it is part of Yamaha's new Drive-by-wire Helm Master EX line-up, it works on boats powered by any EFI Yamaha outboard, even in combination with Yamaha's previous rigging system.



THE IMPORTANCE OF THEFT-DETERRENT SYSTEMS

Unfortunately, theft of outboard motors is a recurring story. Yamaha's Y-COP, an effective, easy to install and simple to use theft deterrent system, is available as an option for all Yamaha EFI outboards.

As a unit with enabled Y-COP can only be unlocked by the owner, this will significantly reduce the interest in stealing Yamaha outboards. This is not only a 'peace of mind' for the customer, but will, in many countries, also reduce his insurance costs. (the customer should check with his insurance company whether and what benefits he will get after installing Y-COP).

With Yamaha's new Helm Master EX suite of Rigging components, there is a new, more advanced, version of Y-COP available

YAMAHA'S NEW Y-COP VERSION

The new version of Y-COP consists of an all new key-fob and a separate receiver, to be mounted behind the dashboard. As the unit is directly linked to the outboard's ECU, it prevents the engine from starting when activated.



The buoyant key-fob is water resistant enough to survive short immersion in un-deep water. Two fobs are provided with each Electronic Key Switch (EKS) panel, and up to four more can be programmed into the system.

If necessary, such as in the case of loss, the operator can unlock the system using a four-digit code assigned at the factory or one chosen by the operator. Additionally, the battery-operated fob self-monitors its battery level and audibly alerts the operator when the battery is low.

Together with the kit comes a 'Y-COP' sticker which can be put on the engine cowling or the console next to the electronics panel, to clearly indicate the engines are equipped with a Y-COP immobilizer.



EASY OPERATION OF YAMAHA'S NEW Y-COP

To lock the boat, simply turn-off the outboards and push the lock-button on the floating key-fob. Via the receiving unit, the outboard's ECU will be locked. A single 'beep' will sound on the boat, to assure the outboard (-s) are not possible to start anymore.

Upon arriving back at the boat, just getting close to the receiving unit in the console, will automatically release the outboards again, indicated by a double 'beep' sound. There is no need to take the key-fob out of your pocket!

WHICH OUTBOARDS IS Y-COP COMPATIBLE WITH

Y-COP works on all EFI (Electronic Fuel Injection) Yamaha engines, which are all models from F20G and up (including tiller-handle models). Y-COP can be combined with tiller handles, 6Y8 digital network switches and the new 'Helm-master EX' switches. 2nd station is only available with the new Helm Master EX system. Y-COP is integrated in Yamaha's new 'Helm Master EX' range of rigging materials. When combining with 6X6 rigging materials, Y-COP can be purchased separately.

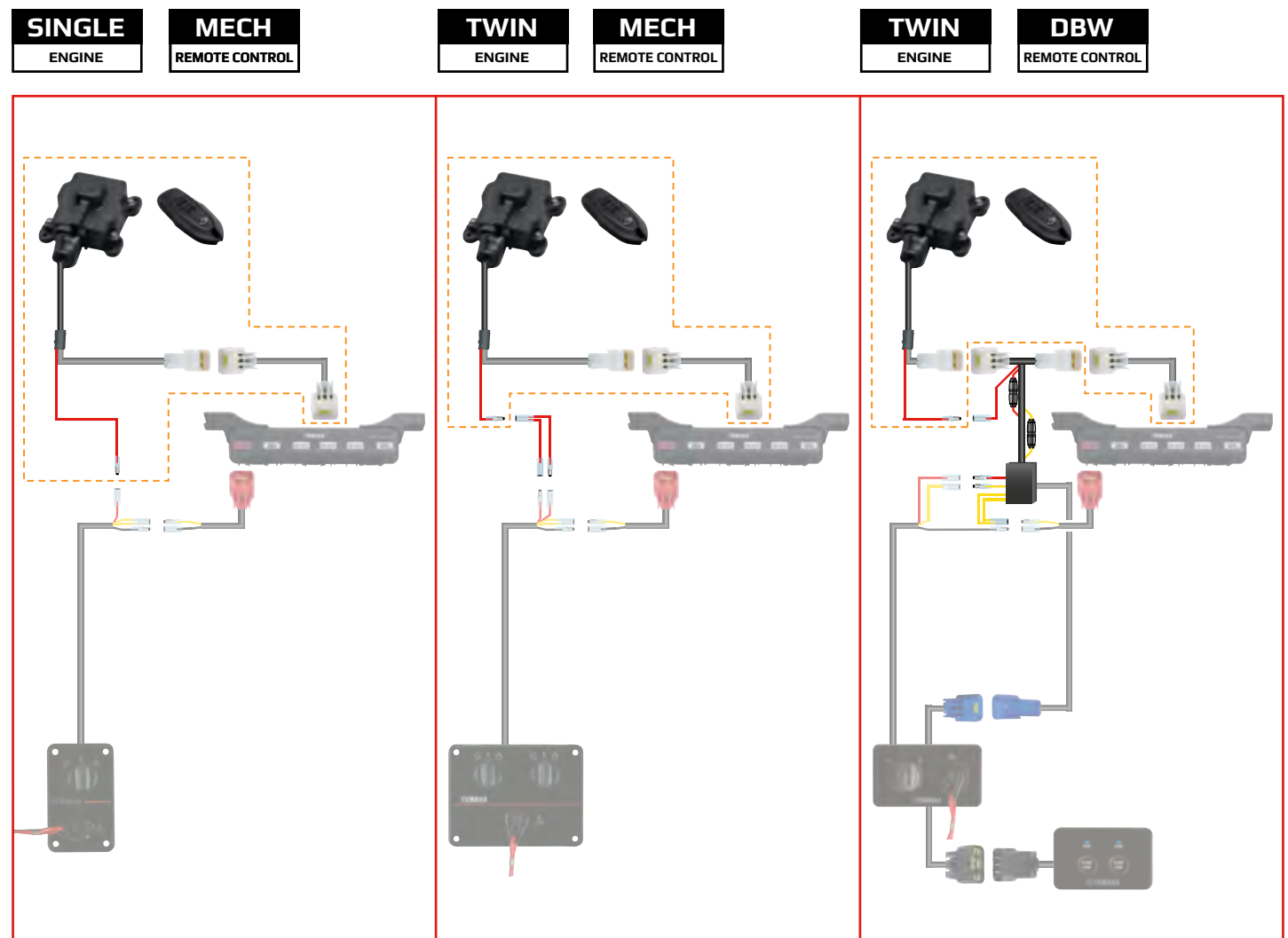
Rigging Diagrams

Y-COP

Y-COP SINGLE ENGINE

Y-COP TWIN ENGINES (MECH)

Y-COP TWIN ENGINES (DBW)



Y-COP WITH SINGLE ENGINE

Part Number	Description	Qty	Note
Y-COP KIT			
6X9-762D0-00-00	Y-COP Kit	1	

KIT CONTENTS

6X9-86260-00-00	Receiver assy and 2 key fobs	1	6X9-86261-00-00 Key fob
6Y8-82521-11-00	Pigtail Bus Wire	1	0.6m (2 ft)

Y-COP WITH MULTIPLE ENGINES (MECHANICAL REMOTE CONTROL)

Part Number	Description	Qty	Note
Y-COP			
6X9-762D0-00-00	Y-COP Kit	1	
6H5-81315-00-00	Y-COP Power Distribution Wire (for multiple engines / Mechanical control)	1	

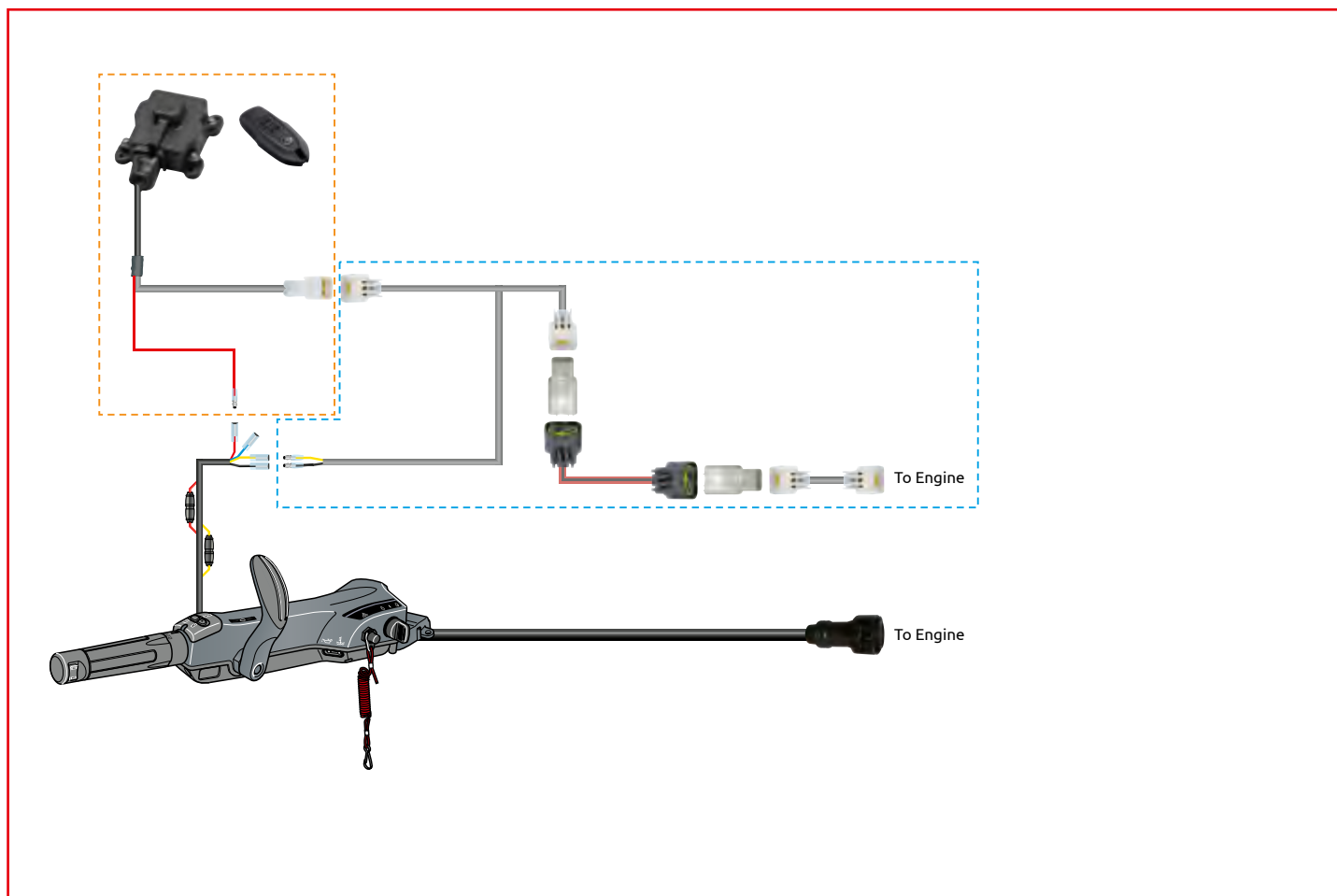
Y-COP WITH MULTIPLE ENGINES (DBW REMOTE CONTROL)

Part Number	Description	Qty	Note
Y-COP			
6X9-762D0-00-00	Y-COP Kit	1	
6Y8-81315-01-00	Y-COP Power Distribution Wire (for multiple engines / DBW control)	1	

Y-COP

Y-COP WITH 6X4 MULTI-FUNCTION TILLER HANDLE

SINGLE ENGINE	6X4 TILLER HANDLE
-------------------------	-----------------------------



Part Number	Description	Qty	Note
Y-COP			
6X9-762D0-00-00	Y-COP Kit	1	
6Y8-762A0-01-00	Y-COP Attachment Kit (required for Y-COP + 6X4 handle installation)	1	

Y-COP ATTACHMENT KIT 6X4 CONTENTS

6X9-86261-00-00	Pigtail Bus Wire	1	3.6m (12 ft)
6Y8-81920-11-00	Single hub	1	
6Y8-82553-01-00	Main Bus Wire	1	0.3m (1 ft)
6Y5-83553-M1-00	Wire lead	1	2.5m (8 ft)
6Y8-82117-00-00	Pigtail Bus Wire with power lead	1	

ENGINE GROMMET FOR Y-COP HARNESS*

6C5-42725-50-00	F50H/FT50J/F50F/FT60G	1	
68V-42725-20-00	F80B/F100D/F115A	1	

*Required for Y-COP + 6X4 Tiller Handle installations on the specific engine models listed above.

Y-COP KIT (6X9-762D0-00-00) SPARE PARTS

6X9-86261-01-00	Kit of 2 spare key fobs	2	433Mhz (EU)
-----------------	-------------------------	---	-------------



Innovation in control and comfort

Designed for professionals, enthusiasts and casual users alike, Yamaha's all-new Helm Master EX control rigging system makes boat operations both easy and enjoyable with a sophisticated array of features. It is designed for both single and multiple outboard engine set-ups.

FUNCTION TABLE

Function	Digital Electronic Control	Digital Electronic Steering	Autopilot	Joystick
	Level 1	Level 2	Level 3	Level 4
Variable Troll RPM Switch (VTS)	x	x	x	x
Single Lever	x	x	x	x
Speed Control	x	x	x	x
Pattern Shift	x	x	x	x
Trim Assist	x	x	x	x
Neutral Hold	x	x	x	x
Adjustable Lock to Lock		x	x	x
Adjustable Steering Friction		x	x	x
Heading Hold			x	x
Course Hold			x	x
Pattern Steer			x	x
Track Point			x	x
Joystick Maneuverability (incl. Single Engine)				x
SetPoint® Suite Features (incl. Single Engine)				x
Track Point with SetPoint® Final Stop				x
Electronic Key Switch (EKS) with Y-COP®	x	x	x	
CL5 Display	x	x	x	
MFD Interfaces	x	x	x	x

Digital Electronic Control (DEC)

With great ergonomic comfort and new capabilities, the all-new Helm Master EX control is available in single handle, or twin handle for twin- through quad-engine installations. In both instances, the base of the control is the same, allowing for easier, more consistent installation between models.

Additionally, there is one simple wire leading to a bank of one or more separate ECUs (one per engine), mounted remotely. There are no additional ECUs needed for second station installations, making under-console and second station rigging streamlined and less complex.

SEPARATE ECU



The easily accessible port helps Yamaha dealers connect YDIS for system compatibility scan and diagnosis.



Highlighted features

SINGLE LEVER OPERATION

Press this button to control multiple outboards with the port-side lever only.



SPEED CONTROL

Once you reach your desired RPM or Boat Speed *2 by the control lever(s), press speed UP or DN button to hold or throttle up or down with the touch of a button. Buttons are conveniently located on the port-side lever for easy use with Single Lever mode.



PATTERN SHIFT

Activated when you are in-gear (trolling) and press speed DN, system takes care of automatic shifting to further lower trolling speed. Applicable also to reverse shift. You can go as far as 10% in gear and 90% out of gear.

TRIM ASSIST

Trim Assist automatically trims the outboard to operator pre-set levels at chosen engine speeds to make operation easier, particularly for new captains or those with a heavy task load. This function can be initiated directly from all Helm Master EX controls (single or twin binnacle and side flush-mount). Activation/de-activation remains available through the CL5 or MFDI-equipped display, as well.



LOCK TO LOCK AND STEERING FRICTION

With new variable lock-to-lock settings (four to nine rotations) and adjustable steering friction (100 – 200 percent) become available automatically based on outboard rpm. Customer can also choose to select heavier steering load manually (like when in heavy seas, for example) or can set the DES system to not use auto-increase/decrease features.



Autopilot

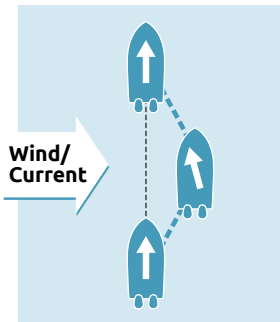
AUTOPILOT FUNCTIONS

Heading Hold automatically maintains set compass heading but allows for drift. Course Hold keeps course, even under current and/or wind. Track Point pilots automatically along an operator-set of waypoints (route)*



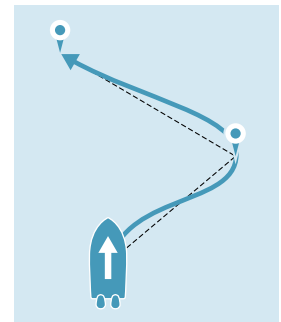
Standard Autopilot functions

Course Hold



Holds the vessels course automatically adjusting for wind or current drift.

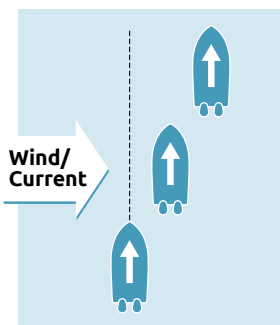
Track Point *1



Navigates through operator selected MFD waypoints.

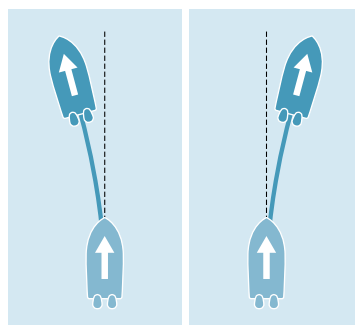


Heading Hold



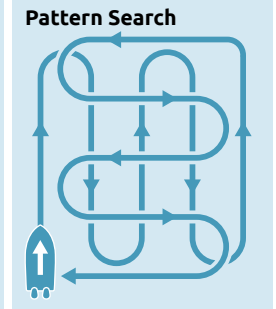
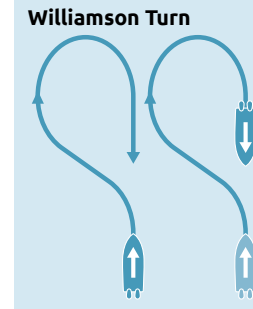
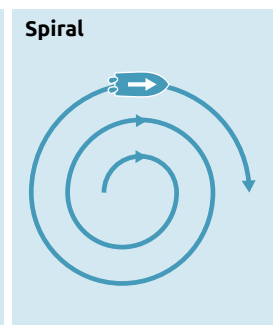
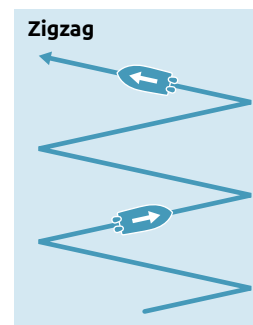
Holds the vessels compass setting. Applicable also to reverse shift for enhanced back trolling.

Arrow Buttons



Press this button to change the set heading of your boat at Heading/ Course Hold modes. Short press : 1 degree increment. Long press : 5 degrees increment. Hold the button down for further steering.

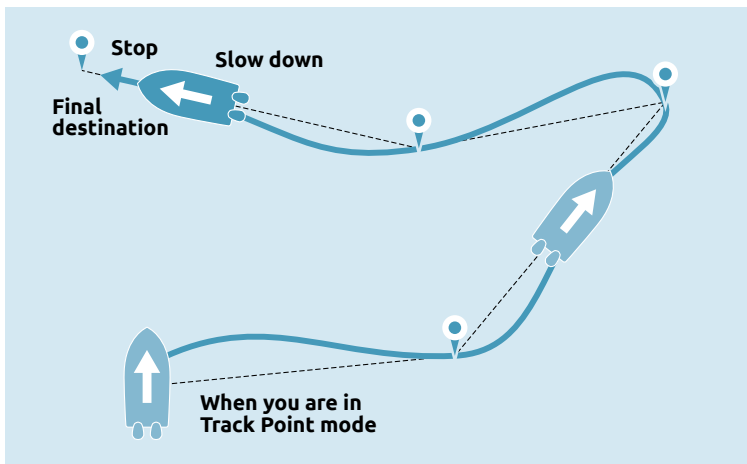
Pattern Steer



Pre-selected patterns that are adjustable - Spiral and Zig-zag - useful to find signs of fish at a target spot.

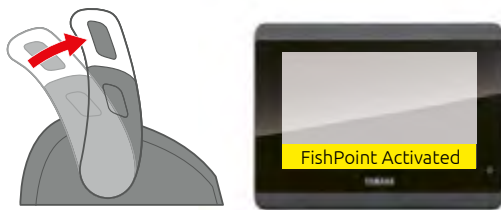
TRACK POINT with SETPOINT

Approaching the final destination of Track Point, the boat will automatically slow down and finally stop *4.



Upon arrival at final destination, shifting neutral activates either of following;

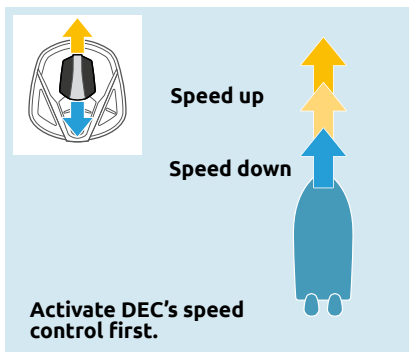
- Boat stop automatically, then SetPoint *2
- Boat stop automatically (no SetPoint)
- No automatic stop



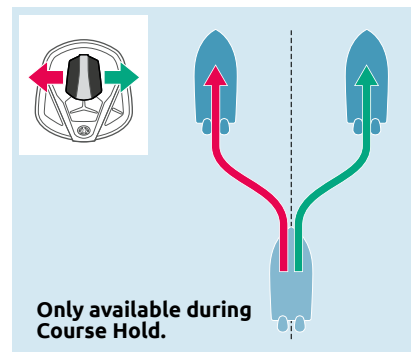
Autopilot with Joystick Adjustability *2

More intuitive Autopilot control by Joystick knob - adjustment of speed, course and heading without touching steering wheel or throttle levers.

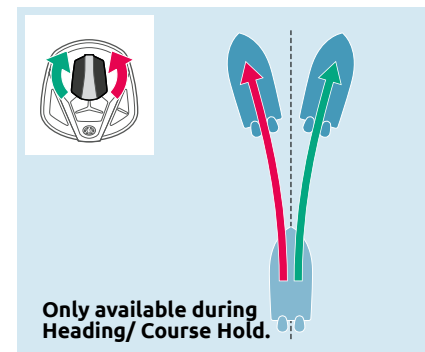
Speed Adjust



Course Adjust



Heading Adjust



*1: The latest version of NMEA2000 Gateway (6YG) or compatible Multifunction display is required for Track Point and DriftPoint Track to obtain MFD navigation route information via NMEA 2000 network.

*2: Available when upgraded to Joystick (full upgrade).

*3: Except first generation F350A (6AW), model year up to 2010.

*4: Boat may pass by the final destination depending on MFD.

* Autopilot/ SetPoint do not monitor or avoid people, other boats, obstacles, etc. Skipper needs to stay at helm with lanyard switch and keep proper lookout to avoid collisions.

Joystick

JOYSTICK MANEUVERABILITY AND SETPOINT FEATURES

Previously available only for multiple engines, Helm Master EX is now also available for single engine applications.

Staypoint (not available on single engine installation) Seeks to automatically maintain both boat heading and position.

Fish Point Seeks to automatically maintain boat position (not heading).

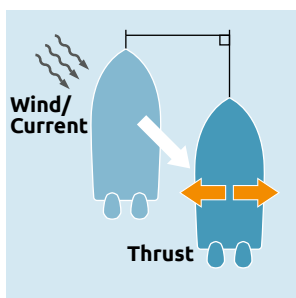
Drift Point Seeks to maintain heading only while allowing natural drift.



SETPOINT suite features

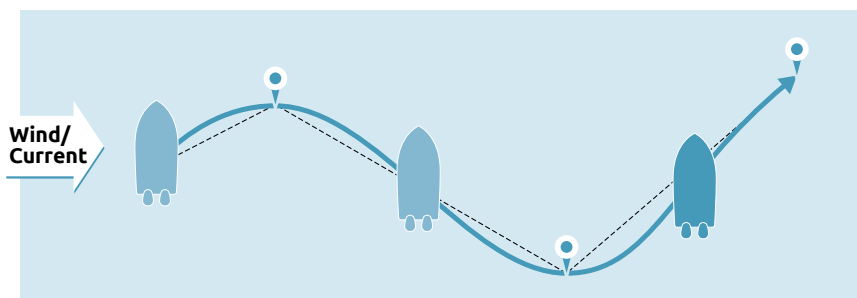
SetPoint® has three primary modes - StayPoint®, FishPoint® and DriftPoint® - offers captains even greater control for situations such as fishing, controlled drifting and maintaining position.

DRIFTPOINT



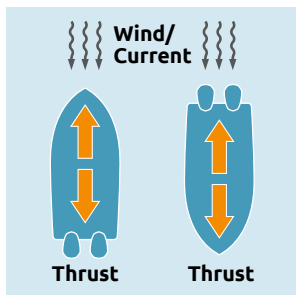
Keeps heading.
Great for drift-fishing a wreck or kite fishing.

DRIFTPOINT TRACK *4



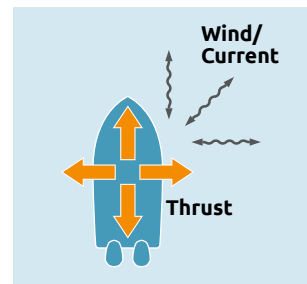
Keep the heading and drift to trace the waypoint (s) which you set from MFD - like following same depth contour or keeping distance from shore. You can enter this mode to push DRIFTPOINT button when MFD navigation route is set.

FISHPOINT



Keeps position.
This mode uses minimal RPM to hold your position. Perfect for stationary fishing.

STAYPOINT



Keeps position and heading.
Handy when waiting for a bridge or for your turn to approach a fuel dock.

JOYSTICK

Press this button to activate Joystick maneuvering mode shown in the adjacent page.



Thrust Adjustment

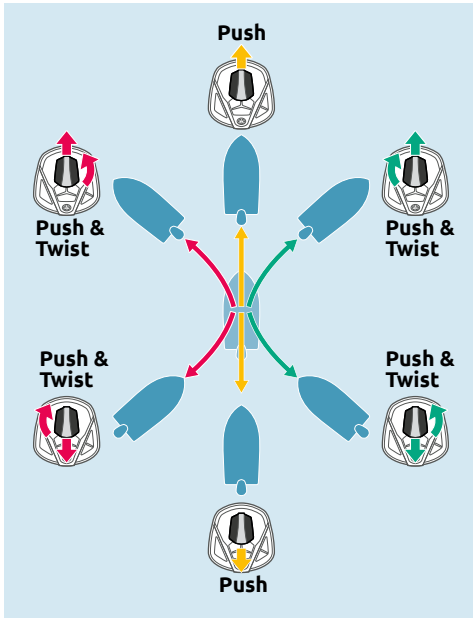
5 steps Joystick thrust adjustment. It can also adjust Autopilot steering sensitivity.

Joystick maneuvering

Low speed Joystick maneuvering is extremely intuitive and useful for various occasions like docking, turning in the confined space or navigating through no-wake zone. Single-hand, fingertip joystick operation integrates control of the throttle, shift and steering – instead of multiple boat operating devices like conventional steering wheel and control levers.

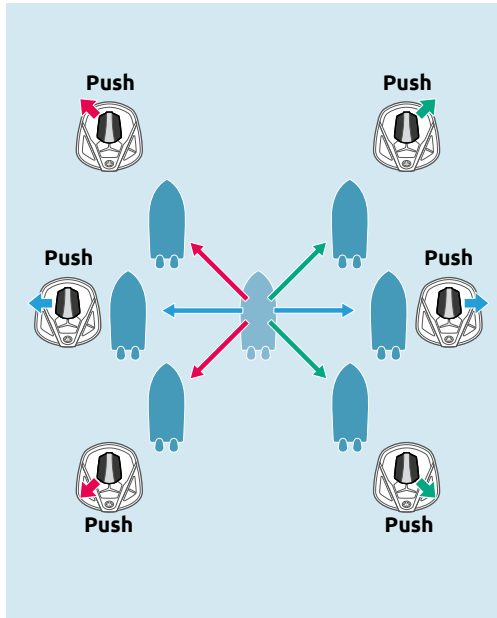
Standard maneuver

Moving forward, backward, and turn right or left



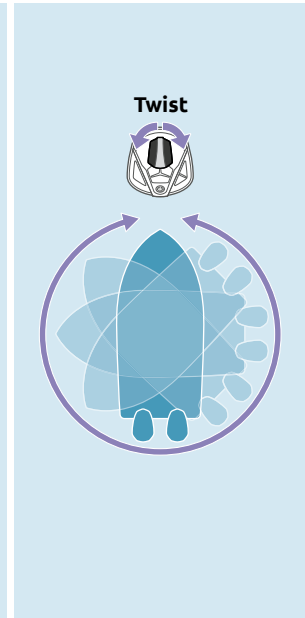
Lateral maneuver

Moving left, right or diagonal



Pivot-turn maneuver

Rotating left or right on the spot



Multiple engines



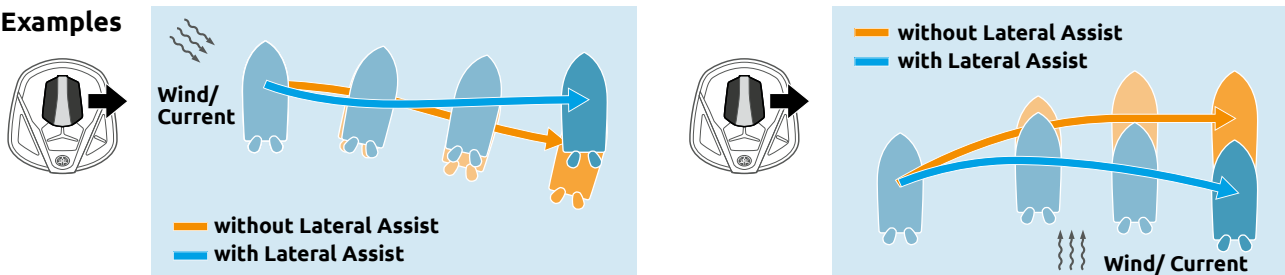
Single engine



Lateral Assist™ *5

Helps maintain straight-line movement of the boat upon sideways or diagonal joystick input, regardless of wind or current.

Examples



- *1: Joystick maneuvering performance, especially sideways move is dependent on boat/ engine application
- *2: Joystick sideways operation and StayPoint are not applicable to single engine application.
- *3: Except first generation F350A (6AW), model year up to 2010.
- *4: The latest version of NMEA2000 Gateway (6YG) is required for Track Point and DriftPoint Track to obtain MFD navigation route information via NMEA 2000 network.
- *5: Joystick Calibration is required for Lateral Assist function.
- * Autopilot/ SetPoint do not monitor or avoid people, other boats, obstacles, shoal, etc. Skipper needs to stay at helm with lanyard switch and keep proper lookout to avoid collisions.

JOYSTICK ONLY STATION

Using only a joystick and a CL5 or Yamaha MFDI-equipped display, it is now possible to create a 2nd or 3rd station for boat maneuvering and positioning. The main helm needs to be equipped with Helm Master EX level 4 This offers great additional control in minimum space. Please refer to joystick section for connections.

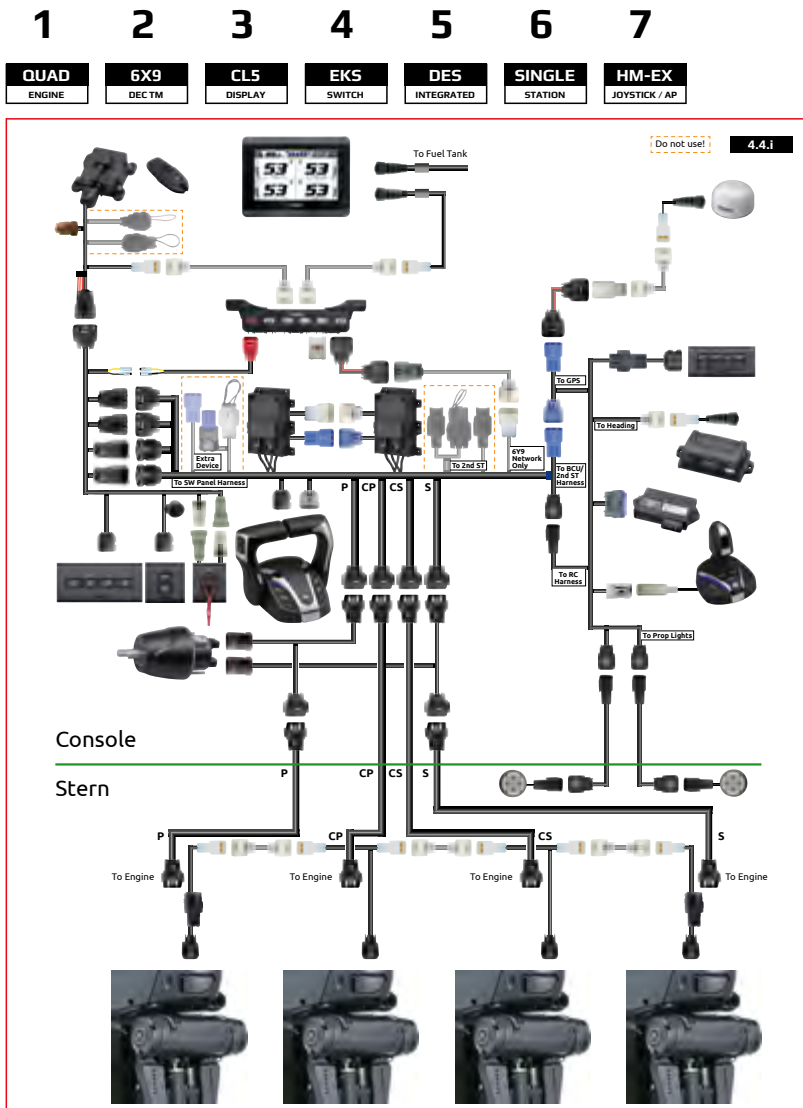


How to read the diagram

On this page you will see a visualization of all the components and connections separated by what is mounted at the Console side and the Stern side. Or encase it is a 2nd station what is mounted at the main helm or at the 2nd station.

From End of March 2023 all Autopilot and Joystick kits will be available to order as parts via Normal parts ordering route.

QUAD LEVEL 3-4 INTEGRATED



IN THIS EXAMPLE INDICATED BY BLOCKS:

1. Quad installation -> 4 engine installation
2. 6X9 new rigging -> in this example a top mount (TM) remote control.
3. CL5 gauge/display -> in this example a CL5 display is used. For other options please see display section. In level 3-4 for map options such as trackpoint a Multifunction display with chart options is required.
4. EKS -> Electronic Key switches. The new 6X9 push button switches are used.
5. Digital electronic steering Integrated -> in this example an engine with build in electronic steering. This can also be Bolt-on electronic steering.
6. Single station -> in this example the main station is displayed
7. HM-EX Joystick / Autopilot -> when expanding from level 1, 2 to 3-4 in the drawing's components are added corresponding to the level.

How to read the parts list

ORDER GUIDELINES:

In the blue box a suggestion is made on what to order in this example for a quad installation level 3-4. It corresponds to all components in the scheme on the left page.

Encase of a 2nd station the components listed are the components to be added at the 2nd station.

Other display options may be found in the display options section.

QUAD LEVEL 3-4 INTEGRATED PARTS				
	Description	Qty	Note	
LEVEL 1	6X9-48209-00-00	6X9 DEC Top mount - Quad	1	
	6YM-762G0-00-00	CL5 Color Touch Gauge Kit - DEC*	1	
	6X9-762B0-31-00	EKS Kit - Quad	1	
	6X6-8258A-40-00	Main harness 16P 12m / 39 ft	2	Other lengths available
LEVEL 2	6X6-8258A-70-00	Main harness 16P 15m / 49 ft	2	Other lengths available
	6X9-76250-00-00	Compact Helm unit	1	Tilt type available (Kit: 6GR-762H0-00-00)
	6GR-81115-00-00	SCU link harness (Port/ Stbd) 1.5m (5 ft)	2	Other lengths available
	6GR-81115-20-00	SCU link harness (Center) 1.5m (5 ft)	2	Other lengths available
	6Y8-82521-11-00	Pigtail bus wire 0.6m / 2 ft	3	Other lengths available
LEVEL 3-4	6GR-8258A-10-00	Helm harness Main St Twin/Triple/Quad 0.9m / 3 ft	2	Other lengths available
	**	Joystick/AP Kit - Quad	1	
	6Y8-82553-50-00	Main bus wire 3m / 10 ft	1	Other lengths available
	6Y8-82521-01-00	Pigtail bus wire 0.3m / 1 ft	1	Other lengths available
Level 4 requires an compatible multi-function display for map functions				
*) For other display options, check the display section in this guide **) Order at the local distributor sales department				

RIGGING CONFIGURATOR ONLINE

<https://www.rigging.yamaha-marine.eu/>



HARNES OPTIONS			
	Description	Qty	Note
6YM-762G0-00-00	CL5 Color Touch Gauge Kit - DEC		
6YM-83710-11-00	CL5 Display	1	
6YM-83553-00-00	Conversion Harness	1	0.9 m (3 ft)
6YD-8356N-00-00	Fuel Tank Wire	1	
6Y8-81920-01-00	Multihub	1	
6Y9-83553-00-00	Conversion harness	1	
6Y8-82553-01-00	Main bus wire	1	0.3m (1 ft), other lengths available
6Y8-82521-31-00	Pigtail bus wire	1	1.8m (6 ft), other lengths available
6Y8-83553-02-00	System power supply	1	
6Y8-82582-11-00	Terminal Cap White	2	

KIT CONTENTS:

In the green box: If in the blue box a kit is mentioned for example a "EKS kit Quad" the contents of this kit is explained here. When available as a kit do not order these as sperate items

HARNES OPTIONS					
Main harness 16P	Length (m)	Main bus wire	Length	Pigtail bus wire	Length
6X6-8258A-90-00	1.5m (5 ft)	6Y8-82553-01-00	0.3m (1 ft)	6Y8-82521-01-00	0.3m (1 ft)
6X6-8258A-50-00	3.7m (12 ft)	6Y8-82553-50-00	3m (10 ft)	6Y8-82521-11-00	0.6m (2 ft)
6X6-8258A-60-00	5.2m (17 ft)	6Y8-82553-11-00	4.6m (15 ft)	6Y8-82521-21-00*	0.9m (3 ft)
6X6-8258A-00-00	6m (19 ft)	6Y8-82553-21-00	6.1m (20 ft)	6Y8-82521-31-00	1.8m (6 ft)
6X6-8258A-10-00	7m (23 ft)	6Y8-82553-31-00	7.6m (25 ft)	6Y8-82521-41-00	2.7m (9 ft)
6X6-8258A-20-00	8m (26 ft)	6Y8-82553-41-00	9.1m (30 ft)	6Y8-82521-51-00	3.6m (12 ft)
6X6-8258A-30-00	10m (32 ft)				
6X6-8258A-40-00	12m (39 ft)				
6X6-8258A-70-00	15m (49 ft)				
6X6-8258A-80-00	24m (79 ft)				
					* Max length GPS antenna connection
SCU Link harness Center	Length	Helm Harness	Length	SCU Link harness P/S	Length
6X9-81115-10-00	0.3m (1 ft)	6GR-8258A-10-00	0.9m (3 ft)	6X9-81115-00-00	0.3m (1 ft)
6GR-81115-20-00	1.5m (5 ft)	6GR-8258A-50-00	1.8m (6 ft)	6GR-81115-00-00	1.5m (5 ft)
6GR-81115-30-00	3.0m (10 ft)	6GR-8258A-60-00	2.7m (9 ft)	6GR-81115-10-00	3.0m (10 ft)
		Extension for Prop lights	Length	BCU Extention Harness	Length
		6X9-82586-20-00	6m (19 ft)	6X9-82521-00-00	4.6m (15 ft)
		6X9-82586-30-00	9.1m (30 ft)	6Y8-82521-10-00	9.1m (30 ft)
		6X9-82586-40-00	12.2m (40 ft)		

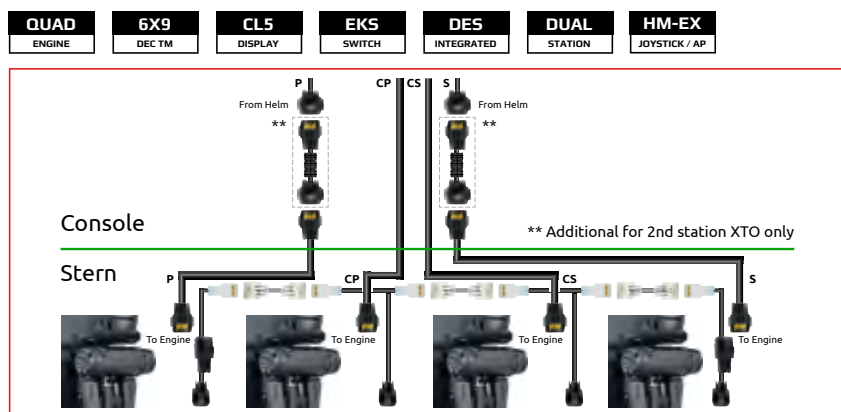
HARNES OPTIONS:

In the purple box: If in the blue or green box is mentioned "other lengths" available alternative lengths are displayed here. If the boat requires alternative lengths of cables then indicated in the blue box then these part numbers may replace them.

In the kits the lengths cannot be adjusted for longer cables if required they need to be ordered additional.

2ND STATION:

Encase of an 2nd station setup with XTO here the location of 2 additional harnesses is shown (gray rectangle) which need to be installed between the Port and Starboard 16 pin harness. These harnesses are then indicated in the blue box (6GR-8258A-V0-00).

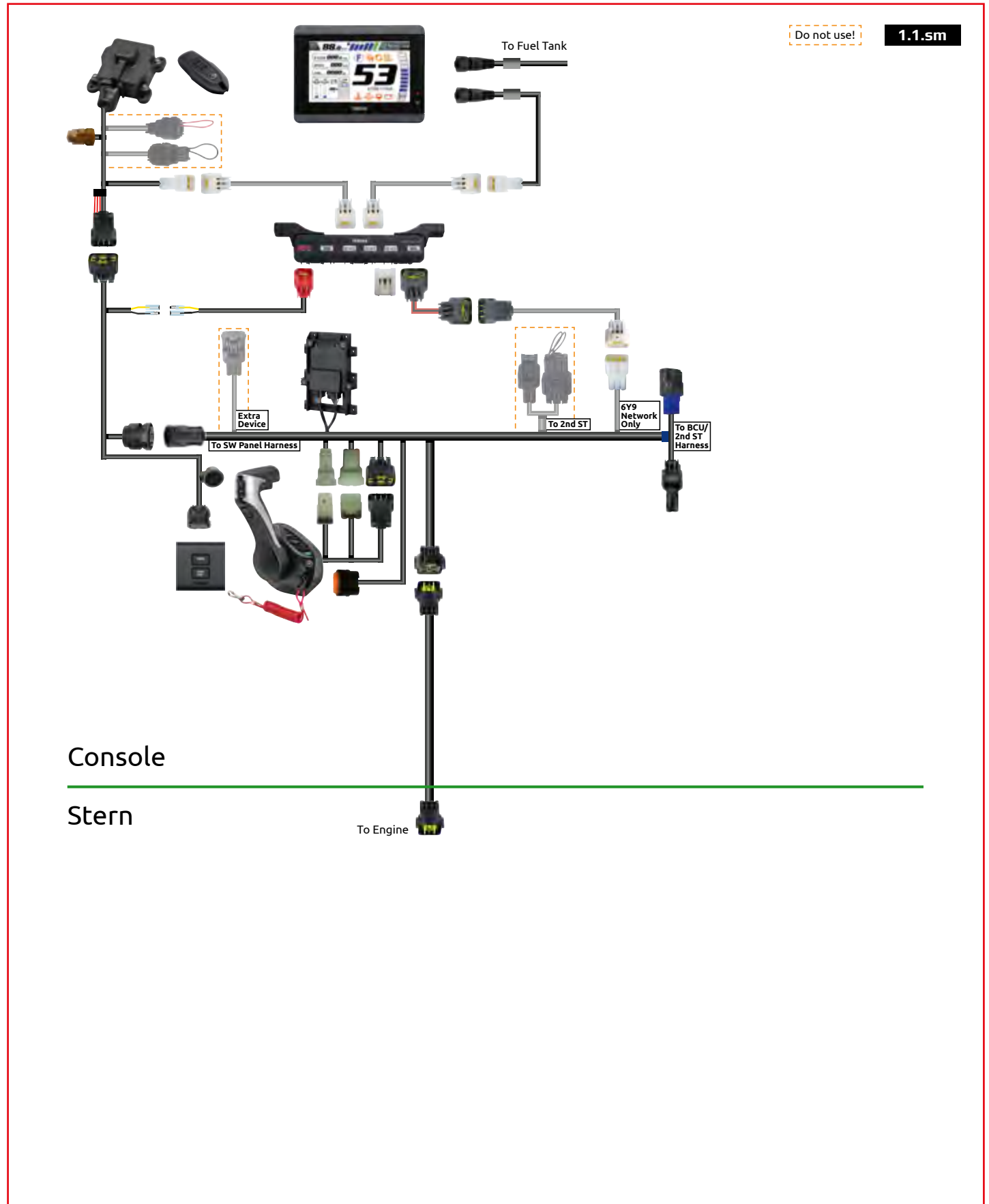


Rigging Diagrams

DBW REMOTE CONTROL (MAIN STATION)

SINGLE FLUSH SIDE-MOUNT LEVEL 1

SINGLE ENGINE	6X9 DEC SM	CL5 DISPLAY	EKS SWITCH	DES STEERING	SINGLE STATION
-------------------------	----------------------	-----------------------	----------------------	------------------------	--------------------------



SINGLE FLUSH SIDE-MOUNT LEVEL 1 PARTS

	Part Number	Description	Qty	Note
LEVEL 1	6X9-48206-02-00	6X9 DEC Side mount - Single	1	
	6YM-762G0-05-00	CL5 Color Touch Gauge Kit - DEC*	1	
	6X9-762B0-C3-00	EKS Kit - Single Side mount	1	
	6X6-8258A-21-00	Main harness 16P 8m / 26 ft	1	Other lengths available

*) For other display options, check the display section in this guide

KIT CONTENTS

	Part Number	Description	Qty	Note
	6YM-762G0-05-00	CL5 Color Touch Gauge Kit - DEC	1	
	6YM-83710-14-00	CL5 display	1	
	6YM-83553-00-00	Conversion harness	1	0.9m (3 ft)
	6YD-8356N-00-00	Fuel tank wire	1	
	6Y8-81920-01-00	Multi hub	1	
	6Y9-83553-00-00	Conversion harness	1	
	6Y8-82553-01-00	Main bus wire	1	0.3m (1 ft), other lengths available
	6Y8-82521-31-00	Pigtail bus wire	1	1.8m (6 ft), other lengths available
	6Y8-83553-02-00	System power supply	1	
	6Y8-82582-11-00	Terminal cap white	2	

	Part Number	Description	Qty	Note
	6X9-762B0-C3-00	EKS Kit - Single Side mount	1	
	6X9-82570-00-00	Power switch	1	
	6X9-82716-21-00	EKS harness	1	
	6X9-86254-00-00	Immobilizer + key fob (2pcs)	1	433 Mhz
	6Y8-82521-11-00	Pigtail bus wire	1	0.6m (2 ft)
	6Y8-48277-00-00	Sticker	1	

HARNESS OPTIONS

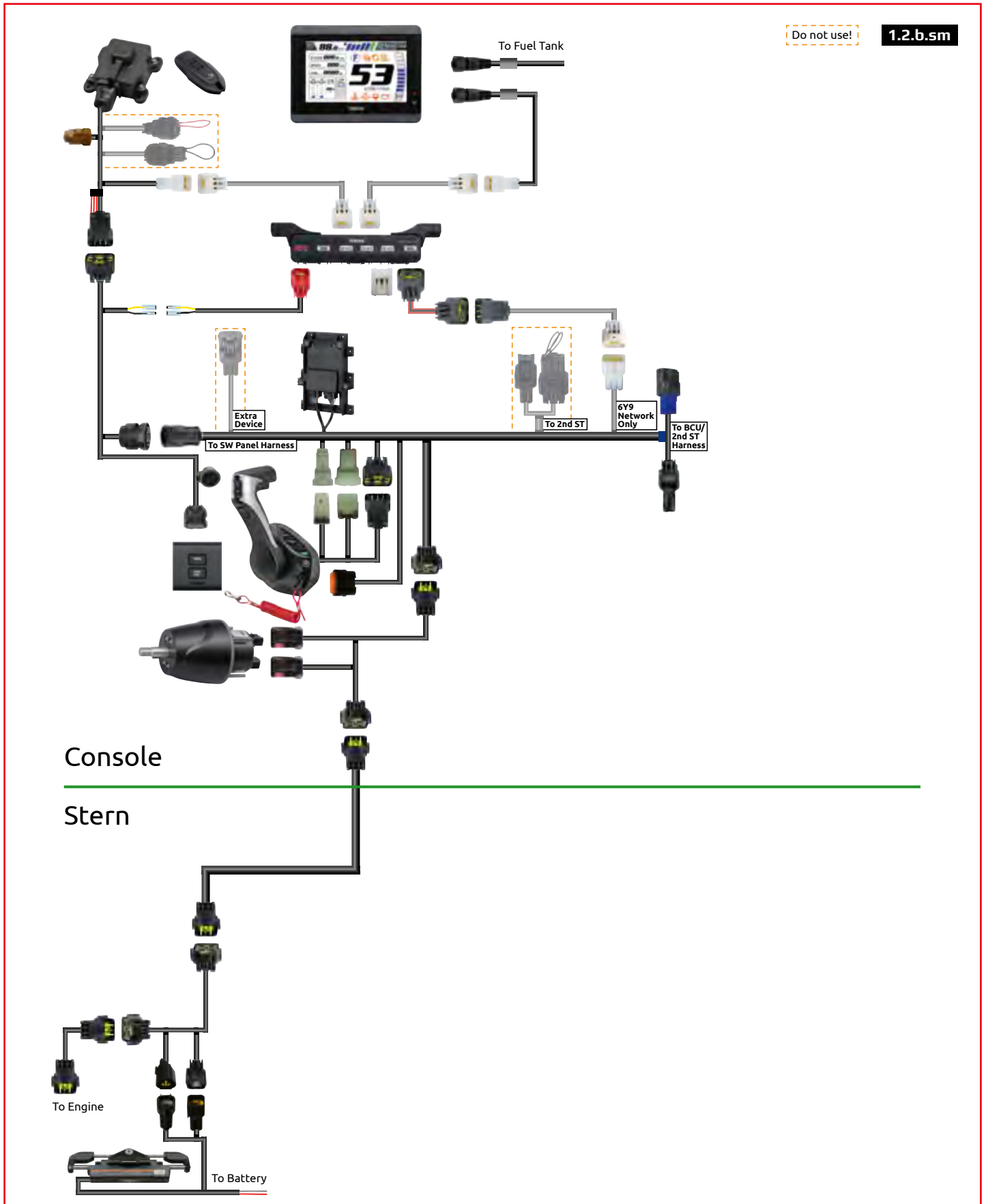
Main harness 16P	Length (m)	Main bus wire	Length	Pigtail bus wire	Length
6X6-8258A-90-00	1.5m (5 ft)	6Y8-82553-01-00	0.3m (1 ft)	6Y8-82521-01-00	0.3m (1 ft)
6X6-8258A-51-00	3.7m (12 ft)	6Y8-82553-50-00	3m (10 ft)	6Y8-82521-11-00	0.6m (2 ft)
6X6-8258A-61-00	5.2m (17 ft)	6Y8-82553-11-00	4.6m (15 ft)	6Y8-82521-21-00	0.9m (3 ft)
6X6-8258A-01-00	6m (19 ft)	6Y8-82553-21-00	6.1m (20 ft)	6Y8-82521-31-00	1.8m (6 ft)
6X6-8258A-11-00	7m (23 ft)	6Y8-82553-31-00	7.6m (25 ft)	6Y8-82521-41-00	2.7m (9 ft)
6X6-8258A-21-00	8m (26 ft)	6Y8-82553-41-00	9.1m (30 ft)	6Y8-82521-51-00	3.6m (12 ft)
6X6-8258A-31-00	10m (32 ft)				
6X6-8258A-41-00	12m (39 ft)				
6X6-8258A-71-00	15m (49 ft)				
6X6-8258A-81-00	24m (79 ft)				

Rigging Diagrams

DBW REMOTE CONTROL (MAIN STATION)

SINGLE FLUSH SIDE-MOUNT LEVEL 2 BOLT-ON

SINGLE ENGINE	6X9 DEC 5M	CL5 DISPLAY	EKS SWITCH	DES BOLT-ON	SINGLE STATION
-------------------------	----------------------	-----------------------	----------------------	-----------------------	--------------------------



SINGLE FLUSH SIDE-MOUNT LEVEL 2 BOLT-ON PARTS

	Description	Qty	Note	
LEVEL 1	6X9-48206-02-00	6X9 DEC Side mount - Single	1	
	6YM-762G0-05-00	CL5 Color Touch Gauge Kit - DEC*	1	
	6X9-762B0-C3-00	EKS Kit - Single Side mount	1	
	6X6-8258A-21-00	Main harness 16P 8m / 26 ft	1	Other lengths available
	6X9-762S0-01-00	Bolt-on DES Kit	1	
LEVEL 2	6X9-438A0-00-00	Steering actuator harness 2.4m / 8 ft	1	Other lengths available
	6X6-8258A-51-00	Main harness 16P 3.7m / 12 ft	1	Other lengths available
	6X9-615A0-00-00	Compact helm unit	1	Tilt type available (Kit: 6GR-762H0-00-00)
	6GR-8258A-01-00	Helm harness main station Single 0.9m / 3 ft	1	Other lengths available

*) For other display options, check the display section in this guide

KIT CONTENTS

Part Number	Description	Qty	Note
6YM-762G0-05-00	CL5 Color Touch Gauge Kit - DEC	1	
6YM-83710-14-00	CL5 display	1	
6YM-83553-00-00	Conversion harness	1	0.9 m (3 ft)
6YD-8356N-00-00	Fuel tank wire	1	
6Y8-81920-01-00	Multi hub	1	
6Y9-83553-00-00	Conversion harness	1	
6Y8-82553-01-00	Main bus wire	1	0.3m (1 ft), other lengths available
6Y8-82521-31-00	Pigtail bus wire	1	1.8m (6 ft), other lengths available
6Y8-83553-02-00	System power supply	1	
6Y8-82582-11-00	Terminal cap white	2	

Part Number	Description	Qty	Note
6X9-762B0-C3-00	EKS Kit - Single Side mount	1	
6X9-82570-00-00	Power switch	1	
6X9-82716-21-00	EKS harness	1	
6X9-86254-00-00	Immobilizer + key fob (2pcs)	1	433 Mhz
6Y8-82521-11-00	Pigtail bus wire	1	0.6m (2 ft)
6Y8-48277-00-00	Sticker	1	

Part Number	Description	Qty	Note
6X9-762S0-01-00	Bolt-on DES KIT	1	
6X9-42401-00-00	Actuator	1	
6X9-8258A-90-00	Split harness	1	

HARNESS OPTIONS

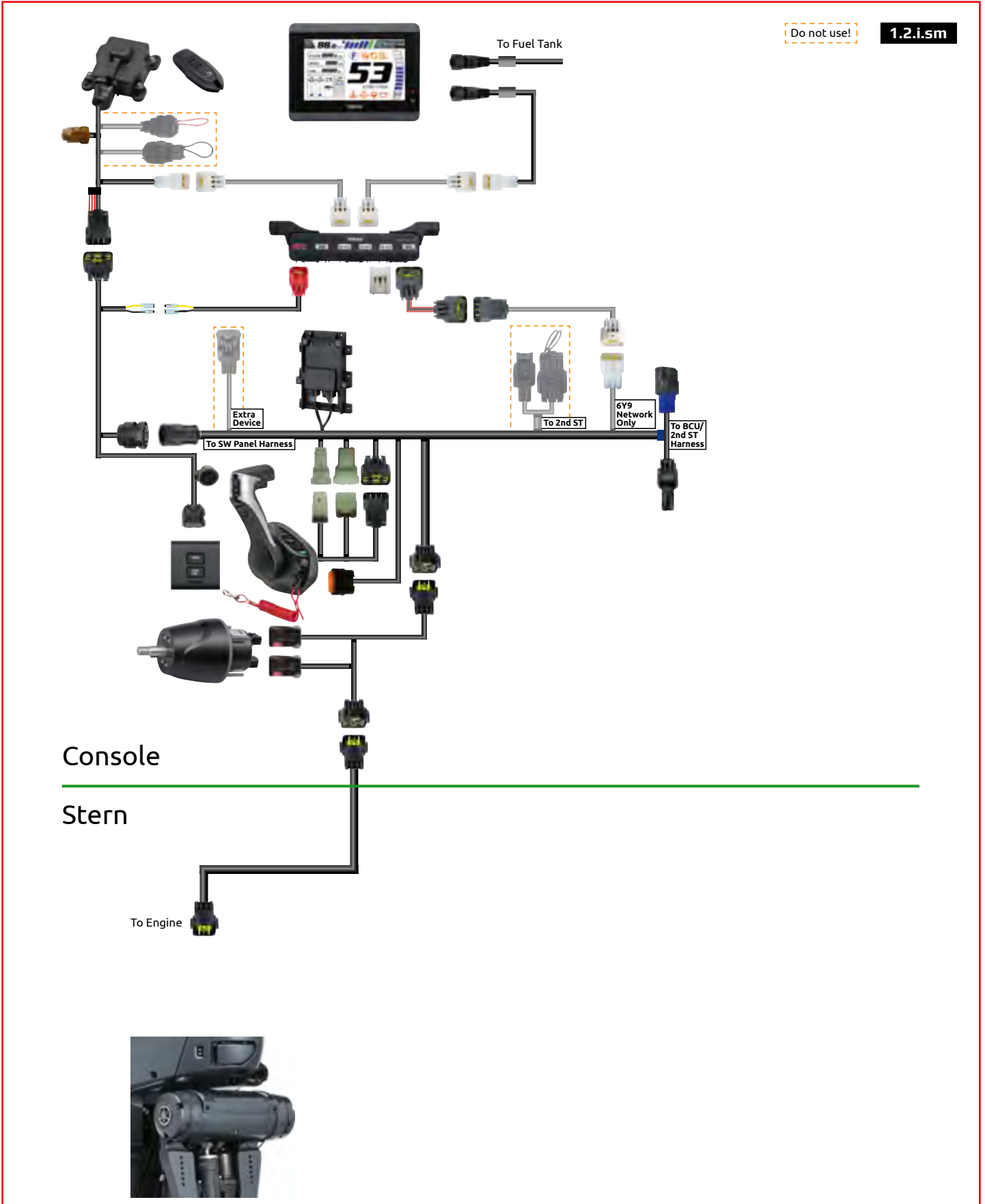
Main harness 16P	Length (m)	Main bus wire	Length	Pigtail bus wire	Length
6X6-8258A-90-00	1.5m (5 ft)	6Y8-82553-01-00	0.3m (1 ft)	6Y8-82521-01-00	0.3m (1 ft)
6X6-8258A-51-00	3.7m (12 ft)	6Y8-82553-50-00	3m (10 ft)	6Y8-82521-11-00	0.6m (2 ft)
6X6-8258A-61-00	5.2m (17 ft)	6Y8-82553-11-00	4.6m (15 ft)	6Y8-82521-21-00	0.9m (3 ft)
6X6-8258A-01-00	6m (19 ft)	6Y8-82553-21-00	6.1m (20 ft)	6Y8-82521-31-00	1.8m (6 ft)
6X6-8258A-11-00	7m (23 ft)	6Y8-82553-31-00	7.6m (25 ft)	6Y8-82521-41-00	2.7m (9 ft)
6X6-8258A-21-00	8m (26 ft)	6Y8-82553-41-00	9.1m (30 ft)	6Y8-82521-51-00	3.6m (12 ft)
6X6-8258A-31-00	10m (32 ft)				
6X6-8258A-41-00	12m (39 ft)	Steering actuator harness	Length	Helm harness	Length
6X6-8258A-71-00	15m (49 ft)	6X9-438A0-00-00	2.4m (8 ft)	6GR-8258A-01-00	0.9m (3 ft)
6X6-8258A-81-00	24m (79 ft)	6X9-438A0-10-00	4.5m (15 ft)	6GR-8258A-41-00	1.8m (6 ft)

Rigging Diagrams

DBW REMOTE CONTROL (MAIN STATION)

SINGLE FLUSH SIDE-MOUNT LEVEL 2 INTEGRATED

SINGLE ENGINE	6X9 DEC SM	CL5 DISPLAY	EKS SWITCH	DES INTEGRATED	SINGLE STATION
-------------------------	----------------------	-----------------------	----------------------	--------------------------	--------------------------



SINGLE FLUSH SIDE-MOUNT LEVEL 2 INTEGRATED PARTS

	Description	Qty	Note
LEVEL 1	6X9-48206-02-00	6X9 DEC Side mount - Single	1
	6YM-762G0-05-00	CL5 Color Touch Gauge Kit - DEC*	1
	6X9-762B0-C3-00	EKS Kit - Single Side mount	1
	6X6-8258A-21-00	Main harness 16P 8m / 26 ft	1 Other lengths available
LEVEL 2	6X9-615A0-00-00	Compact helm unit	1 Tilt type available (Kit: 6GR-762H0-00-00)
	6GR-8258A-01-00	Helm harness main station Single 0.9m / 3 ft	1 Other lengths available

*) For other display options, check the display section in this guide

KIT CONTENTS

Part Number	Description	Qty	Note
6YM-762G0-05-00	CL5 Color Touch Gauge Kit - DEC	1	
6YM-83710-14-00	CL5 display	1	
6YM-83553-00-00	Conversion harness	1	0.9 m (3 ft)
6YD-8356N-00-00	Fuel tank wire	1	
6Y8-81920-01-00	Multi hub	1	
6Y9-83553-00-00	Conversion harness	1	
6Y8-82553-01-00	Main bus wire	1	0.3m (1 ft), other lengths available
6Y8-82521-31-00	Pigtail bus wire	1	1.8m (6 ft), other lengths available
6Y8-83553-02-00	System power supply	1	
6Y8-82582-11-00	Terminal cap white	2	
6X9-762B0-C3-00	EKS Kit - Single Side mount	1	
6X9-82570-00-00	Power switch	1	
6X9-82716-21-00	EKS harness	1	
6X9-86254-00-00	Immobilizer + key fob (2pcs)	1	433 Mhz
6Y8-82521-11-00	Pigtail bus wire	1	0.6m (2 ft)
6Y8-48277-00-00	Sticker	1	

HARNESS OPTIONS

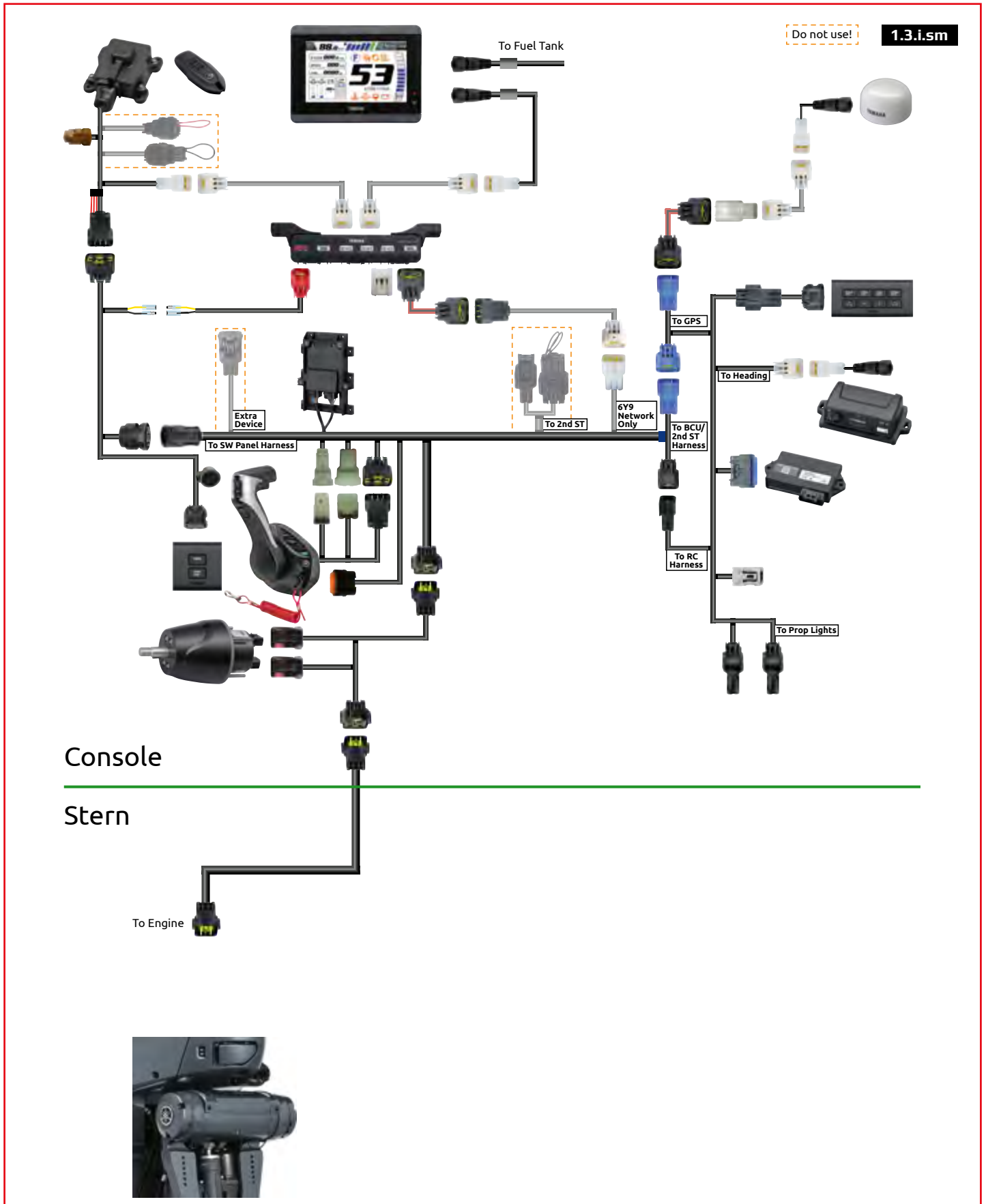
Main harness 16P	Length (m)	Main bus wire	Length	Pigtail bus wire	Length
6X6-8258A-90-00	1.5m (5 ft)	6Y8-82553-01-00	0.3m (1 ft)	6Y8-82521-01-00	0.3m (1 ft)
6X6-8258A-51-00	3.7m (12 ft)	6Y8-82553-50-00	3m (10 ft)	6Y8-82521-11-00	0.6m (2 ft)
6X6-8258A-61-00	5.2m (17 ft)	6Y8-82553-11-00	4.6m (15 ft)	6Y8-82521-21-00	0.9m (3 ft)
6X6-8258A-01-00	6m (19 ft)	6Y8-82553-21-00	6.1m (20 ft)	6Y8-82521-31-00	1.8m (6 ft)
6X6-8258A-11-00	7m (23 ft)	6Y8-82553-31-00	7.6m (25 ft)	6Y8-82521-41-00	2.7m (9 ft)
6X6-8258A-21-00	8m (26 ft)	6Y8-82553-41-00	9.1m (30 ft)	6Y8-82521-51-00	3.6m (12 ft)
6X6-8258A-31-00	10m (32 ft)				
6X6-8258A-41-00	12m (39 ft)	Helm harness	Length		
6X6-8258A-71-00	15m (49 ft)	6GR-8258A-01-00	0.9m (3 ft)		
6X6-8258A-81-00	24m (79 ft)	6GR-8258A-41-00	1.8m (6 ft)		

Rigging Diagrams

DBW REMOTE CONTROL (MAIN STATION)

SINGLE FLUSH SIDE-MOUNT LEVEL 3 INTEGRATED

SINGLE ENGINE	6X9 DEC SM	CL5 DISPLAY	EKS SWITCH	DES INTEGRATED	SINGLE STATION	HM-EX AUTOPILOT
-------------------------	----------------------	-----------------------	----------------------	--------------------------	--------------------------	---------------------------



SINGLE FLUSH SIDE-MOUNT LEVEL 3 INTEGRATED PARTS

	Description	Qty	Note
LEVEL 1	6X9-48206-02-00	6X9 DEC Side mount - Single	1
	6YM-762G0-05-00	CL5 Color Touch Gauge Kit - DEC*	1
	6X9-762B0-C3-00	EKS Kit - Single Side mount	1
LEVEL 2	6X6-8258A-21-00	Main harness 16P 8m / 26 ft	1 Other length available
	6X9-615A0-00-00	Compact helm unit	1 Tilt type available (Kit: 6GR-762H0-00-00)
	6GR-8258A-01-00	Helm harness main station Single 0.9m / 3 ft	1 Other length available
LEVEL 3	6X9-762P0-06-00	Autopilot Kit	1
	6Y8-82553-50-00	Main bus wire 3m / 10 ft	1 Other length available
	6Y8-82521-01-00	Pigtail bus wire 0.3m / 1 ft	1 Other length available
	6X9-82521-00-00	AP Panel Ext Harness 4.6m / 15 ft	1 (Optional) Other length available

Level 3 requires an compatible multi-function display for map functions
 *) For other display options, check the display section in this guide

KIT CONTENTS

Part Number	Description	Qty	Note
6YM-762G0-05-00	CL5 Color Touch Gauge Kit - DEC	1	
6YM-83710-14-00	CL5 display	1	
6YM-83553-00-00	Conversion Harness	1	0.9 m (3 ft)
6YD-8356N-00-00	Fuel tank wire	1	
6Y8-81920-01-00	Multi hub	1	
6Y9-83553-00-00	Conversion harness	1	
6Y8-82553-01-00	Main bus wire	1	0.3m (1 ft), other lengths available
6Y8-82521-31-00	Pigtail bus wire	1	1.8m (6 ft), other lengths available
6Y8-83553-02-00	System power supply	1	
6Y8-82582-11-00	Terminal cap white	2	

Part Number	Description	Qty	Note	Part Number	Description	Qty	Note
6X9-762B0-C3-00	EKS Kit - Single Side mount	1		6X9-762P0-06-00	Autopilot Kit	1	
6X9-82570-00-00	Power switch	1		6X9-8253V-01-00	Autopilot panel	1	
6X9-82716-21-00	EKS harness	1		6X9-88107-00-00	GPS antenna	1	
6X9-86254-00-00	Immobilizer + key fob (2pcs)	1	433 Mhz	6X9-8A410-00-00	Heading sensor	1	
6Y8-82521-11-00	Pigtail bus wire	1	0.6m (2 ft)	6X9-8591T-13-00	Boat Control Unit	1	
6Y8-48277-00-00	Sticker	1		6Y8-81920-11-00	Single hub	1	
				6X9-82386-01-00	BCU harness	1	Ext. available
				6YM-83553-00-00	Conversion harness	2	0.9m (3 ft)

HARNESS OPTIONS

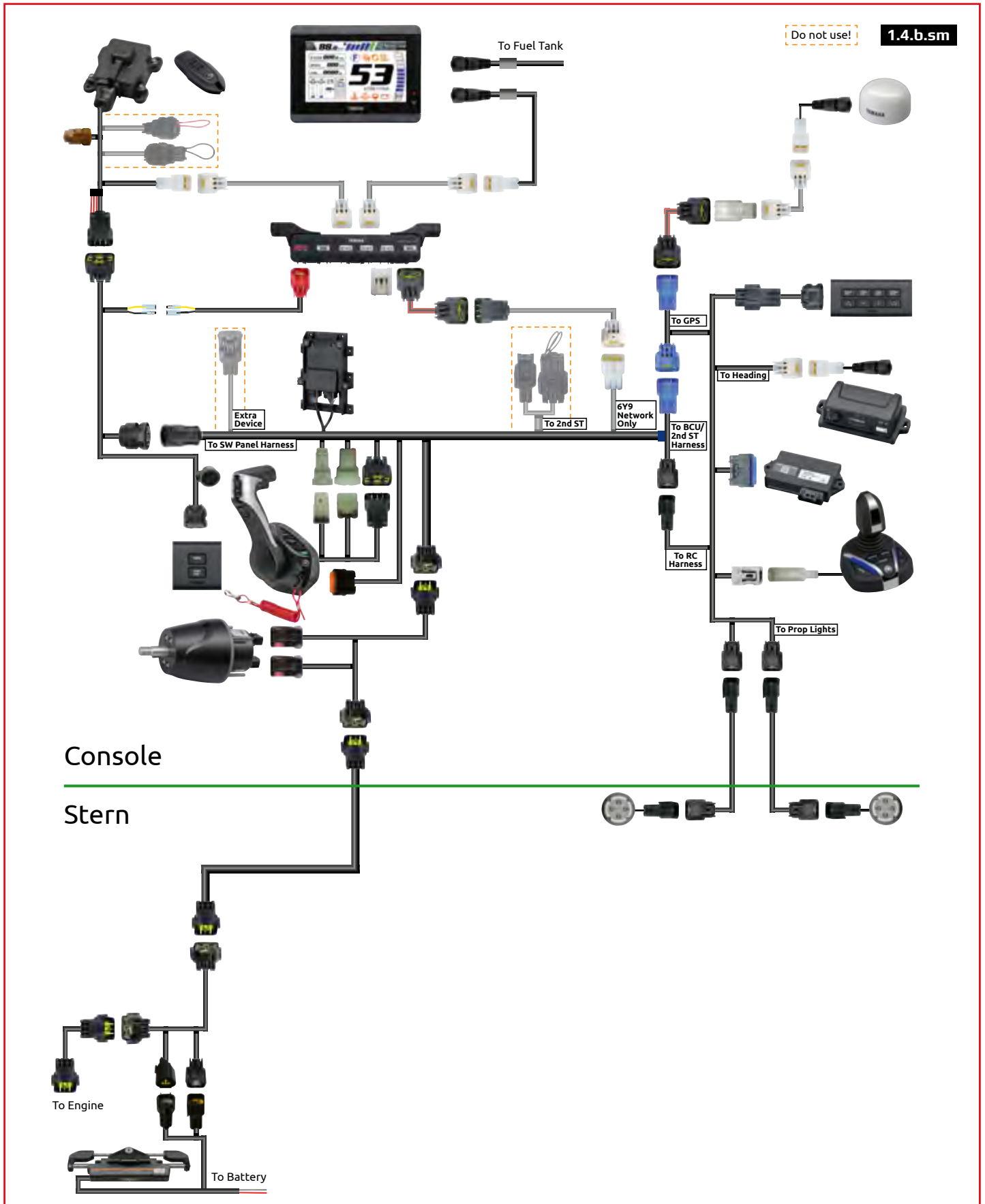
Main harness 16P	Length (m)	Main bus wire	Length	Pigtail bus wire	Length
6X6-8258A-90-00	1.5m (5 ft)	6Y8-82553-01-00	0.3m (1 ft)	6Y8-82521-01-00	0.3m (1 ft)
6X6-8258A-51-00	3.7m (12 ft)	6Y8-82553-50-00	3m (10 ft)	6Y8-82521-11-00	0.6m (2 ft)
6X6-8258A-61-00	5.2m (17 ft)	6Y8-82553-11-00	4.6m (15 ft)	6Y8-82521-21-00*	0.9m (3 ft)
6X6-8258A-01-00	6m (19 ft)	6Y8-82553-21-00	6.1m (20 ft)	6Y8-82521-31-00	1.8m (6 ft)
6X6-8258A-11-00	7m (23 ft)	6Y8-82553-31-00	7.6m (25 ft)	6Y8-82521-41-00	2.7m (9 ft)
6X6-8258A-21-00	8m (26 ft)	6Y8-82553-41-00	9.1m (30 ft)	6Y8-82521-51-00	3.6m (12 ft)
6X6-8258A-31-00	10m (32 ft)			* Max length GPS antenna connection	
6X6-8258A-41-00	12m (39 ft)	Helm harness	Length	Extension for Prop lights	Length
6X6-8258A-71-00	15m (49 ft)	6GR-8258A-00-00	0.9m (3 ft)	6X9-82586-20-00	6m (19 ft)
6X6-8258A-81-00	24m (79 ft)	6GR-8258A-40-00	1.8m (6 ft)	6X9-82586-30-00	9.1m (30 ft)
AP Panel Ext Harness	Length			6X9-82586-40-00	12.2m (40 ft)
6X9-82521-00-00	4.6m (15 ft)				
6X9-82521-10-00	9.1m (30 ft)				

Rigging Diagrams

DBW REMOTE CONTROL (MAIN STATION)

SINGLE FLUSH SIDE-MOUNT LEVEL 3-4 BOLT-ON

SINGLE ENGINE	6X9 DEC 5M	CL5 DISPLAY	EKS SWITCH	DES BOLT-ON	SINGLE STATION	HM-EX JOYSTICK / AP
-------------------------	----------------------	-----------------------	----------------------	-----------------------	--------------------------	-------------------------------



SINGLE FLUSH SIDE-MOUNT LEVEL 3-4 BOLT-ON PARTS

	Description	Qty	Note	
LEVEL 1	6X9-48206-02-00	6X9 DEC Side mount - Single	1	
	6YM-762G0-05-00	CL5 Color Touch Gauge Kit - DEC*	1	
	6X9-762B0-C3-00	EKS Kit - Single Side mount	1	
	6X6-8258A-21-00	Main harness 16P 8m / 26 ft	1	Other lengths available
LEVEL 2	6X9-762S0-01-00	Bolt-on DES Kit	1	
	6X9-438A0-00-00	Steering actuator harness 2.4m / 8 ft	1	Other lengths available
	6X6-8258A-51-00	Main harness 16P 3.7m / 12 ft	1	Other length available
	6X9-615A0-00-00	Compact helm unit	1	Tilt type available (Kit: 6GR-762H0-00-00)
	6GR-8258A-01-00	Helm harness main station Single 0.9m / 3 ft	1	Other lengths available
LEVEL 3-4	6X9-762J0-16-00	Joystick/Autopilot Kit - Single	1	
	6Y8-82553-50-00	Main bus wire 3m / 10 ft	1	Other lengths available
	6Y8-82521-01-00	Pigtail bus wire 0.3m / 1 ft	1	Other lengths available
	6X9-82521-00-00	AP Panel Ext Harness 4.6m / 15 ft	1	(Optional) Other length available

Level 4 requires an compatible multi-function display for map functions

KIT CONTENTS

Part Number	Description	Qty	Note
6YM-762G0-05-00	CL5 Color Touch Gauge Kit - DEC	1	
6YM-83710-14-00	CL5 display	1	
6YM-83553-00-00	Conversion harness	1	0.9 m (3 ft)
6YD-8356N-00-00	Fuel tank wire	1	
6Y8-81920-01-00	Multi hub	1	
6Y9-83553-00-00	Conversion harness	1	
6Y8-82553-01-00	Main bus wire	1	0.3m (1 ft), other lengths available
6Y8-82521-31-00	Pigtail bus wire	1	1.8m (6 ft), other lengths available
6Y8-83553-02-00	System power supply	1	
6Y8-82582-11-00	Terminal cap white	2	

Part Number	Description	Qty	Note	Part Number	Description	Qty	Note
6X9-762B0-C3-00	EKS Kit - Single Side mount	1		6X9-762J0-16-00	Joystick/AP Kit - Single	1	
6X9-82570-00-00	Power switch	1		6X9-8253V-01-00	Autopilot panel	1	
6X9-82716-21-00	EKS harness	1		6X9-88107-00-00	GPS antenna	1	
6X9-86254-00-00	Immobilizer + key fob (2pcs)	1	433 Mhz	6X9-8A410-00-00	Heading sensor	1	
6Y8-82521-11-00	Pigtail bus wire	1	0.6m (2 ft)	6X9-8591T-13-00	Boat Control Unit	1	
6Y8-48277-00-00	Sticker	1		6Y8-81920-11-00	Single hub	1	
6X9-762S0-01-00	Bolt-on DES KIT	1		6X9-82386-01-00	BCU harness	1	Ext. available
6X9-42401-00-00	Actuator	1		6YM-83553-00-00	Conversion harness	2	0.9m (3 ft)
6X9-8258A-90-00	Split harness	1		6X9-482A0-00-00	Joystick assy	1	level 4 only
				6ES-83720-02-00	Prop lights	2	level 4 only

HARNESS OPTIONS

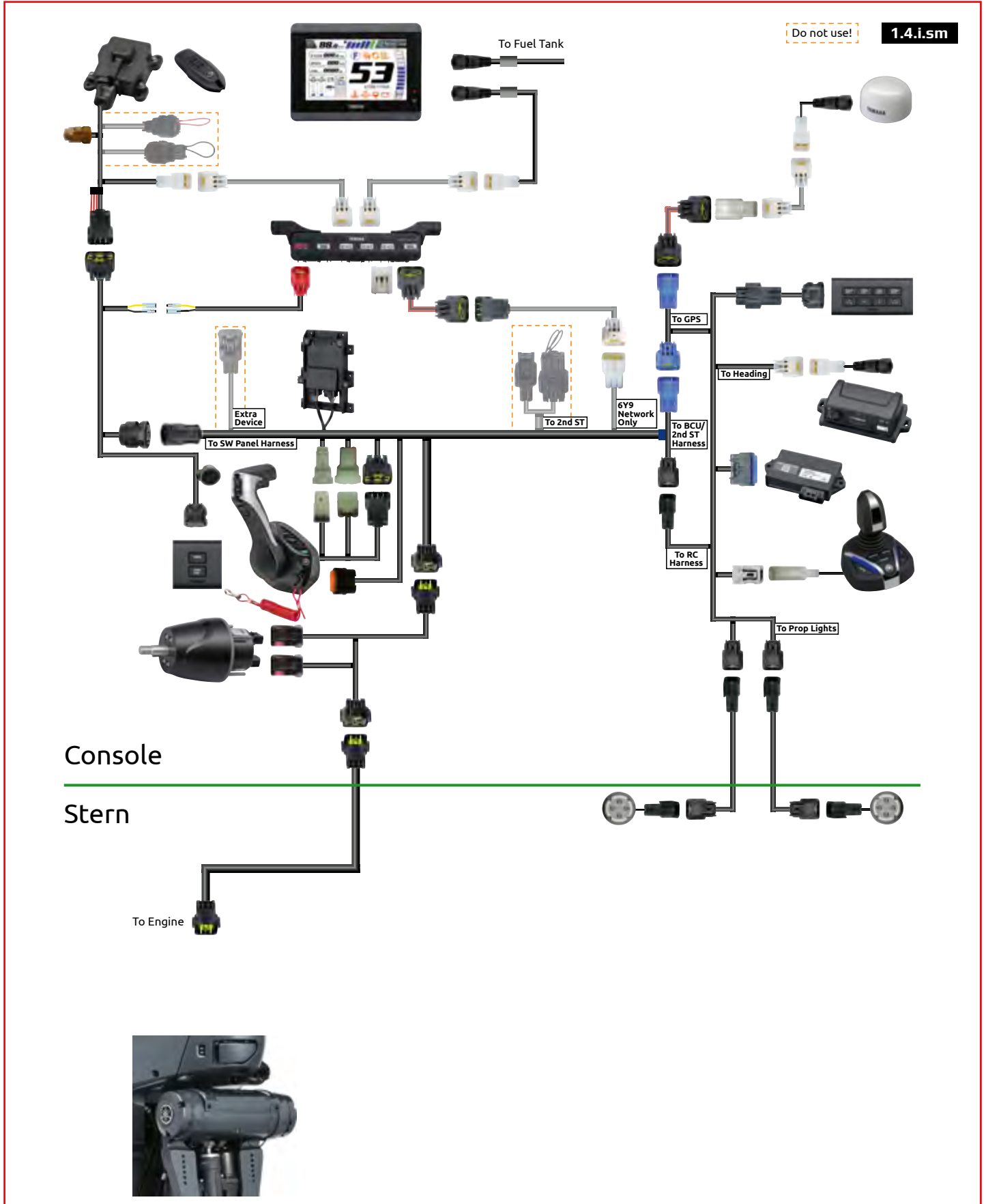
Main harness 16P	Length (m)	Main bus wire	Length	Pigtail bus wire	Length
6X6-8258A-90-00	1.5m (5 ft)	6Y8-82553-01-00	0.3m (1 ft)	6Y8-82521-01-00	0.3m (1 ft)
6X6-8258A-51-00	3.7m (12 ft)	6Y8-82553-50-00	3m (10 ft)	6Y8-82521-11-00	0.6m (2 ft)
6X6-8258A-61-00	5.2m (17 ft)	6Y8-82553-11-00	4.6m (15 ft)	6Y8-82521-21-00*	0.9m (3 ft)
6X6-8258A-01-00	6m (19 ft)	6Y8-82553-21-00	6.1m (20 ft)	6Y8-82521-31-00	1.8m (6 ft)
6X6-8258A-11-00	7m (23 ft)	6Y8-82553-31-00	7.6m (25 ft)	6Y8-82521-41-00	2.7m (9 ft)
6X6-8258A-21-00	8m (26 ft)	6Y8-82553-41-00	9.1m (30 ft)	6Y8-82521-51-00	3.6m (12 ft)
6X6-8258A-31-00	10m (32 ft)			* Max length GPS antenna connection	
6X6-8258A-41-00	12m (39 ft)	Steering actuator harness	Length	Helm harness	Length
6X6-8258A-71-00	15m (49 ft)	6X9-438A0-00-00	2.4m (8 ft)	6GR-8258A-01-00	0.9m (3 ft)
6X6-8258A-81-00	24m (79 ft)	6X9-438A0-10-00	4.5m (15 ft)	6GR-8258A-41-00	1.8m (6 ft)
Extension for Prop lights	Length	AP Panel Ext Harness	Length		
6X9-82586-20-00	6m (19 ft)	6X9-82521-00-00	4.6m (15 ft)		
6X9-82586-30-00	9.1m (30 ft)	6X9-82521-10-00	9.1m (30 ft)		
6X9-82586-40-00	12.2m (40 ft)				

Rigging Diagrams

DBW REMOTE CONTROL (MAIN STATION)

SINGLE FLUSH SIDE-MOUNT LEVEL 3-4 INTEGRATED

SINGLE ENGINE	6X9 DEC SM	CL5 DISPLAY	EKS SWITCH	DES INTEGRATED	SINGLE STATION	HM-EX JOYSTICK / AP
-------------------------	----------------------	-----------------------	----------------------	--------------------------	--------------------------	-------------------------------



SINGLE FLUSH SIDE-MOUNT LEVEL 3-4 INTEGRATED PARTS

	Description	Qty	Note
LEVEL 1	6X9-48206-02-00	6X9 DEC Side mount - Single	1
	6YM-762G0-00-00	CL5 Color Touch Gauge Kit - DEC*	1
	6X9-762B0-C3-00	EKS Kit - Single Side mount	1
LEVEL 2	6X6-8258A-20-00	Main harness 16P 8m / 26 ft	1 Other length available
	6X9-615A0-00-00	Compact helm unit	1 Tilt type available (Kit: 6GR-762H0-00-00)
	6GR-8258A-01-00	Helm harness main station Single 0.9m / 3 ft	1 Other length available
LEVEL 3-4	6X9-762J0-16-00	Joystick/Autopilot Kit - Single	1
	6Y8-82553-50-00	Main bus wire 3m / 10 ft	1 Other length available
	6Y8-82521-01-00	Pigtail bus wire 0.3m / 1 ft	1 Other length available
	6X9-82521-00-00	AP Panel Ext Harness 4.6m / 15 ft	1 (Optional) Other length available

Level 4 requires an compatible multi-function display for map functions

KIT CONTENTS

Part Number	Description	Qty	Note
6YM-762G0-05-00	CL5 Color Touch Gauge Kit - DEC	1	
6YM-83710-14-00	CL5 display	1	
6YM-83553-00-00	Conversion harness	1	0.9 m (3 ft)
6YD-8356N-00-00	Fuel tank wire	1	
6Y8-81920-01-00	Multi hub	1	
6Y9-83553-00-00	Conversion harness	1	
6Y8-82553-01-00	Main bus wire	1	0.3m (1 ft), other lengths available
6Y8-82521-31-00	Pigtail bus wire	1	1.8m (6 ft), other lengths available
6Y8-83553-02-00	System power supply	1	
6Y8-82582-11-00	Terminal cap white	2	

Part Number	Description	Qty	Note	Part Number	Description	Qty	Note
6X9-762B0-C3-00	EKS Kit - Single Side mount	1		6X9-762J0-16-00	Joystick/AP Kit - Single	1	
6X9-82570-00-00	Power switch	1		6X9-8253V-01-00	Autopilot panel	1	
6X9-82716-21-00	EKS harness	1		6X9-88107-00-00	GPS antenna	1	
6X9-86254-00-00	Immobilizer + key fob (2pcs)	1	433 Mhz	6X9-8A410-00-00	Heading sensor	1	
6Y8-82521-11-00	Pigtail bus wire	1	0.6m (2 ft)	6X9-8591T-13-00	Boat Control Unit	1	
6Y8-48277-00-00	Sticker	1		6Y8-81920-11-00	Single hub	1	
				6X9-82386-01-00	BCU harness	1	Ext. available
				6YM-83553-00-00	Conversion harness	2	0.9m (3 ft)
				6X9-482A0-00-00	Joystick assy	1	level 4 only
				6ES-83720-02-00	Prop lights	2	level 4 only

HARNESS OPTIONS

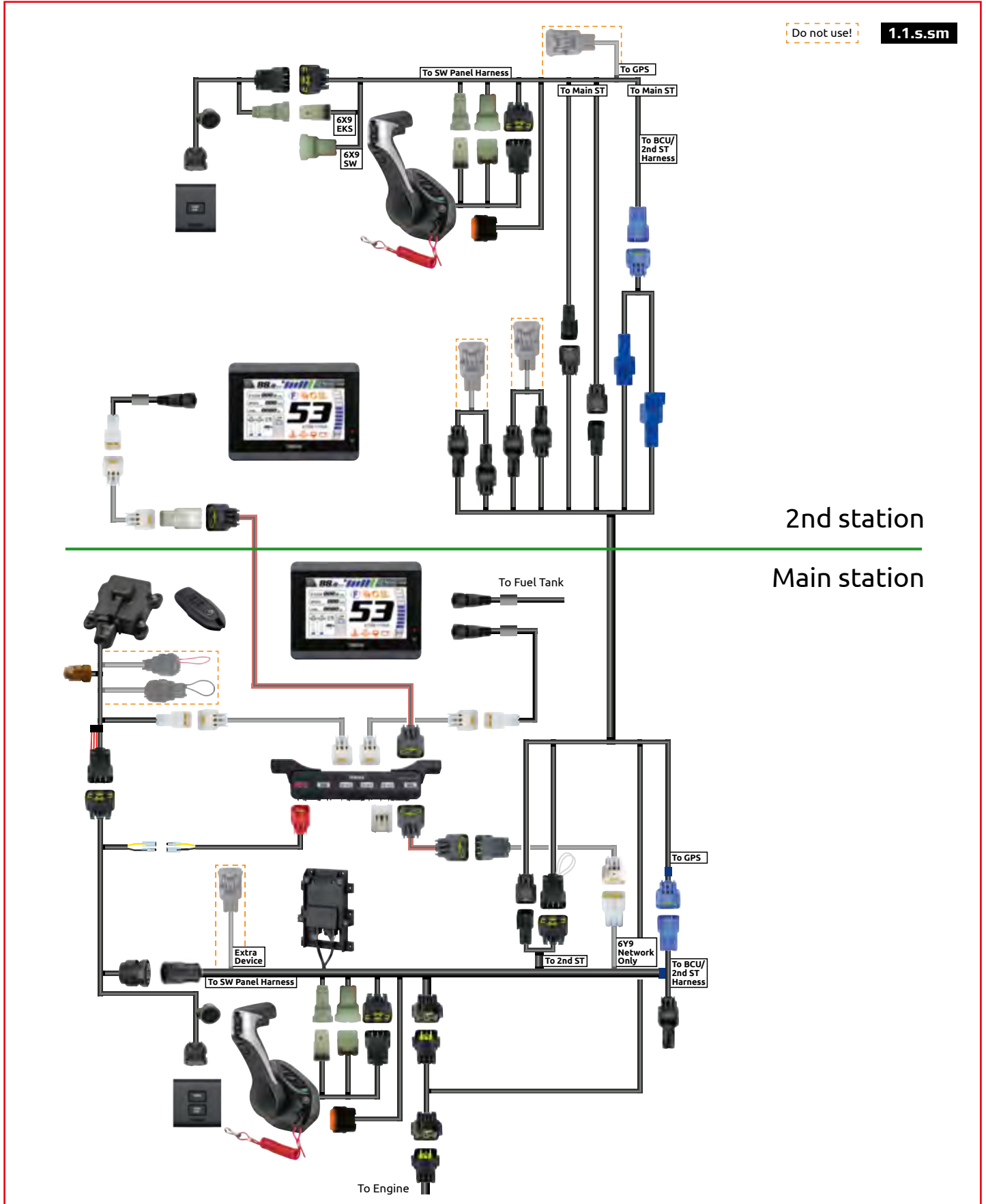
Main harness 16P	Length (m)	Main bus wire	Length	Pigtail bus wire	Length
6X6-8258A-90-00	1.5m (5 ft)	6Y8-82553-01-00	0.3m (1 ft)	6Y8-82521-01-00	0.3m (1 ft)
6X6-8258A-51-00	3.7m (12 ft)	6Y8-82553-50-00	3m (10 ft)	6Y8-82521-11-00	0.6m (2 ft)
6X6-8258A-61-00	5.2m (17 ft)	6Y8-82553-11-00	4.6m (15 ft)	6Y8-82521-21-00*	0.9m (3 ft)
6X6-8258A-01-00	6m (19 ft)	6Y8-82553-21-00	6.1m (20 ft)	6Y8-82521-31-00	1.8m (6 ft)
6X6-8258A-11-00	7m (23 ft)	6Y8-82553-31-00	7.6m (25 ft)	6Y8-82521-41-00	2.7m (9 ft)
6X6-8258A-21-00	8m (26 ft)	6Y8-82553-41-00	9.1m (30 ft)	6Y8-82521-51-00	3.6m (12 ft)
6X6-8258A-31-00	10m (32 ft)			* Max length GPS antenna connection	
6X6-8258A-41-00	12m (39 ft)	Helm harness	Length	Extension for Prop lights	Length
6X6-8258A-71-00	15m (49 ft)	6GR-8258A-01-00	0.9m (3 ft)	6X9-82586-20-00	6m (19 ft)
6X6-8258A-81-00	24m (79 ft)	6GR-8258A-41-00	1.8m (6 ft)	6X9-82586-30-00	9.1m (30 ft)
AP Panel Ext Harness	Length			6X9-82586-40-00	12.2m (40 ft)
6X9-82521-00-00	4.6m (15 ft)				
6X9-82521-10-00	9.1m (30 ft)				

Rigging Diagrams

DBW REMOTE CONTROL (2ND STATION)

SINGLE 2ND STATION FLUSH SIDE-MOUNT LEVEL 1

SINGLE ENGINE	6X9 DEC SM	CL5 DISPLAY	EKS SWITCH	DES STEERING	DUAL STATION
-------------------------	----------------------	-----------------------	----------------------	------------------------	------------------------



SINGLE 2ND STATION FLUSH SIDE-MOUNT LEVEL 1 PARTS

	Description	Qty	Note
LEVEL 1	6X9-48206-11-00	6X9 DEC Side mount - Single	1 2nd station
	6YM-83710-14-00	CL5 display 2nd station*	1 Display only
	6YM-83553-00-00	Conversion harness for CL5	1
	6Y8-81920-11-00	Single hub	1
	6Y8-82521-11-00	Pigtail bus wire 0.6m / 2 ft	1 Other lengths available
	6Y8-82553-11-00	Main bus wire 4.6m / 15 ft	1 Other lengths available
	6X9-762B0-80-00	EKS Kit - Single 2nd station	1
	6X9-8258A-00-00	2nd station harness Port 5m / 16 ft	1 Other lengths available
	*) For other display options, check the display section in this guide		

KIT CONTENTS

6X9-762B0-G1-00	EKS Kit - Single 2nd St	Qty	Note
6X9-82570-B1-00	All start / stop switch	1	
6X9-82716-60-00	EKS harness	1	

HARNESS OPTIONS

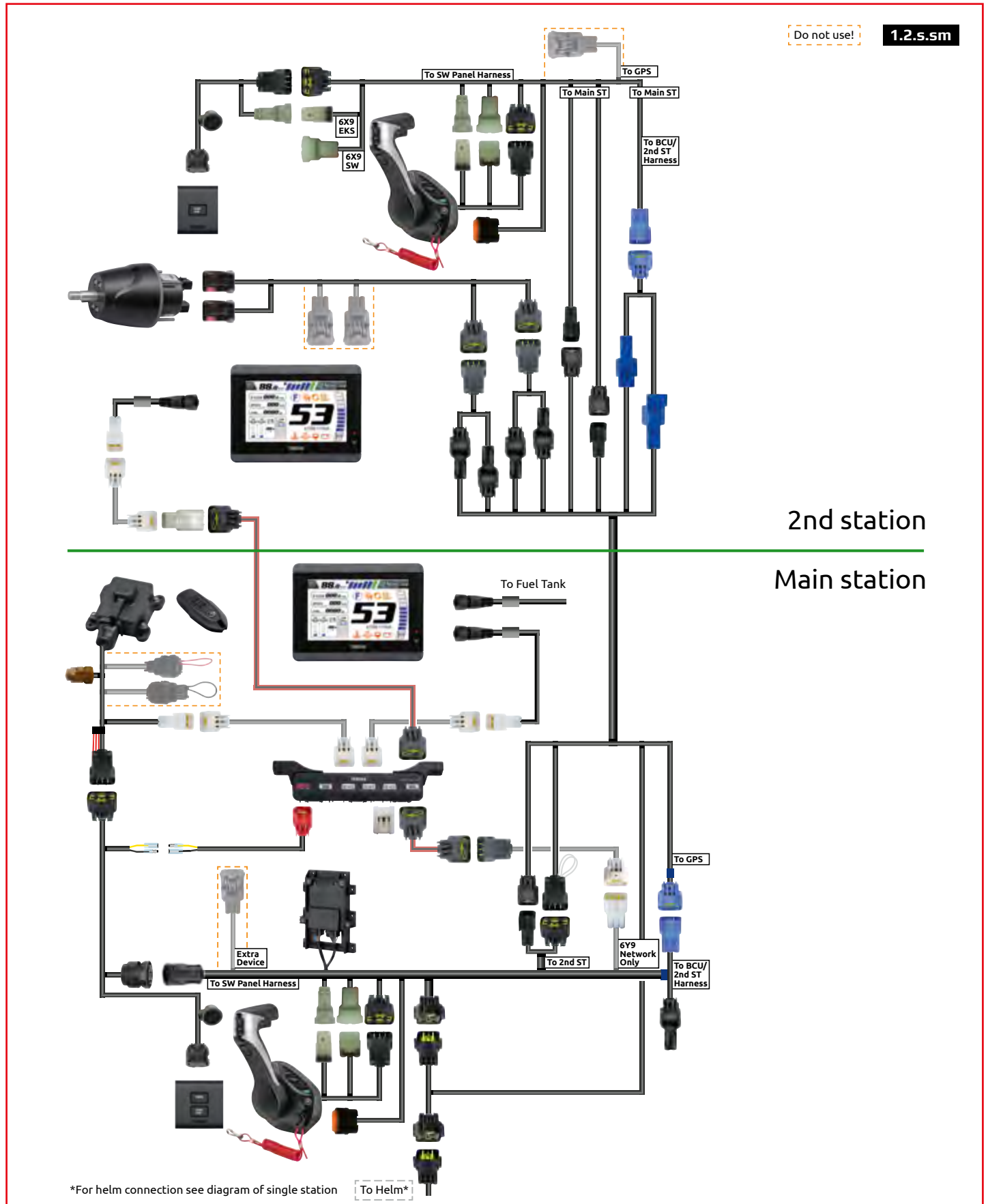
Main bus wire	Length	Pigtail bus wire	Length
6Y8-82553-01-00	0.3m (1 ft)	6Y8-82521-01-00	0.3m (1 ft)
6Y8-82553-50-00	3m (10 ft)	6Y8-82521-11-00	0.6m (2 ft)
6Y8-82553-11-00	4.6m (15 ft)	6Y8-82521-21-00	0.9m (3 ft)
6Y8-82553-21-00	6.1m (20 ft)	6Y8-82521-31-00	1.8m (6 ft)
6Y8-82553-31-00	7.6m (25 ft)	6Y8-82521-41-00	2.7m (9 ft)
6Y8-82553-41-00	9.1m (30 ft)	6Y8-82521-51-00	3.6m (12 ft)

Rigging Diagrams

DBW REMOTE CONTROL (2ND STATION)

SINGLE 2ND STATION FLUSH SIDE-MOUNT LEVEL 2

SINGLE ENGINE	6X9 DEC SM	CL5 DISPLAY	EKS SWITCH	DES STEERING	DUAL STATION
-------------------------	----------------------	-----------------------	----------------------	------------------------	------------------------



SINGLE 2ND STATION FLUSH SIDE-MOUNT LEVEL 2 PARTS

	Description	Qty	Note
	6X9-48206-11-00 6X9 DEC Side mount - Single	1	2nd station
	6YM-83710-14-00 CL5 display 2nd station*	1	Display only
	6YM-83553-00-00 Conversion harness for CL5	1	
	6Y8-81920-11-00 Single hub	1	
LEVEL 1	6Y8-82521-11-00 Pigtail bus wire 0.6m / 2 ft	1	Other lengths available
	6Y8-82553-11-00 Main bus wire 4.6m / 15 ft	1	Other lengths available
	6X9-762B0-80-00 EKS Kit - Single 2nd station	1	
	6X9-8258A-00-00 2nd station harness Port 5m / 16 ft	1	Other lengths available
	6GR-8258A-V0-00 Extension Harness**	1	XTO only
LEVEL 2	6X9-615A0-00-00 Compact helm unit	1	Tilt type available (Kit: 6GR-762H0-00-00)
	6X9-8258A-A0-00 Helm harness 2nd station 0.9m / 3 ft	1	Other lengths available

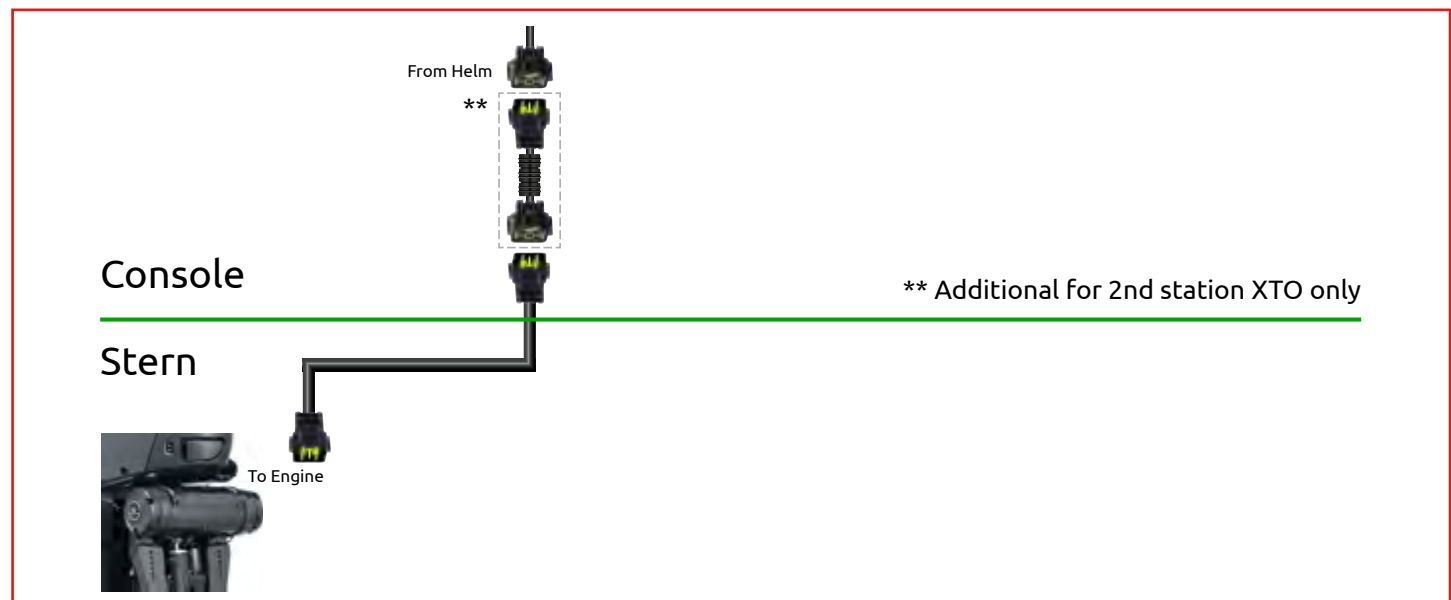
*) For other display options, check the display section in this guide

KIT CONTENTS

		Qty	Note
6X9-762B0-G1-00	EKS Kit - Single 2nd station	1	
6X9-82570-B1-00	All start / stop switch	1	
6X9-82716-60-00	EKS harness	1	

HARNESS OPTIONS

Main bus wire	Length	Pigtail bus wire	Length	2nd helm harness Port	Length
6Y8-82553-01-00	0.3m (1 ft)	6Y8-82521-01-00	0.3m (1 ft)	6X9-8258A-00-00	5m (16 ft)
6Y8-82553-50-00	3m (10 ft)	6Y8-82521-11-00	0.6m (2 ft)	6X9-8258A-10-00	8m (26 ft)
6Y8-82553-11-00	4.6m (15 ft)	6Y8-82521-21-00	0.9m (3 ft)	6X9-8258A-20-00	12m (38 ft)
6Y8-82553-21-00	6.1m (20 ft)	6Y8-82521-31-00	1.8m (6 ft)		
6Y8-82553-31-00	7.6m (25 ft)	6Y8-82521-41-00	2.7m (9 ft)		
6Y8-82553-41-00	9.1m (30 ft)	6Y8-82521-51-00	3.6m (12 ft)		

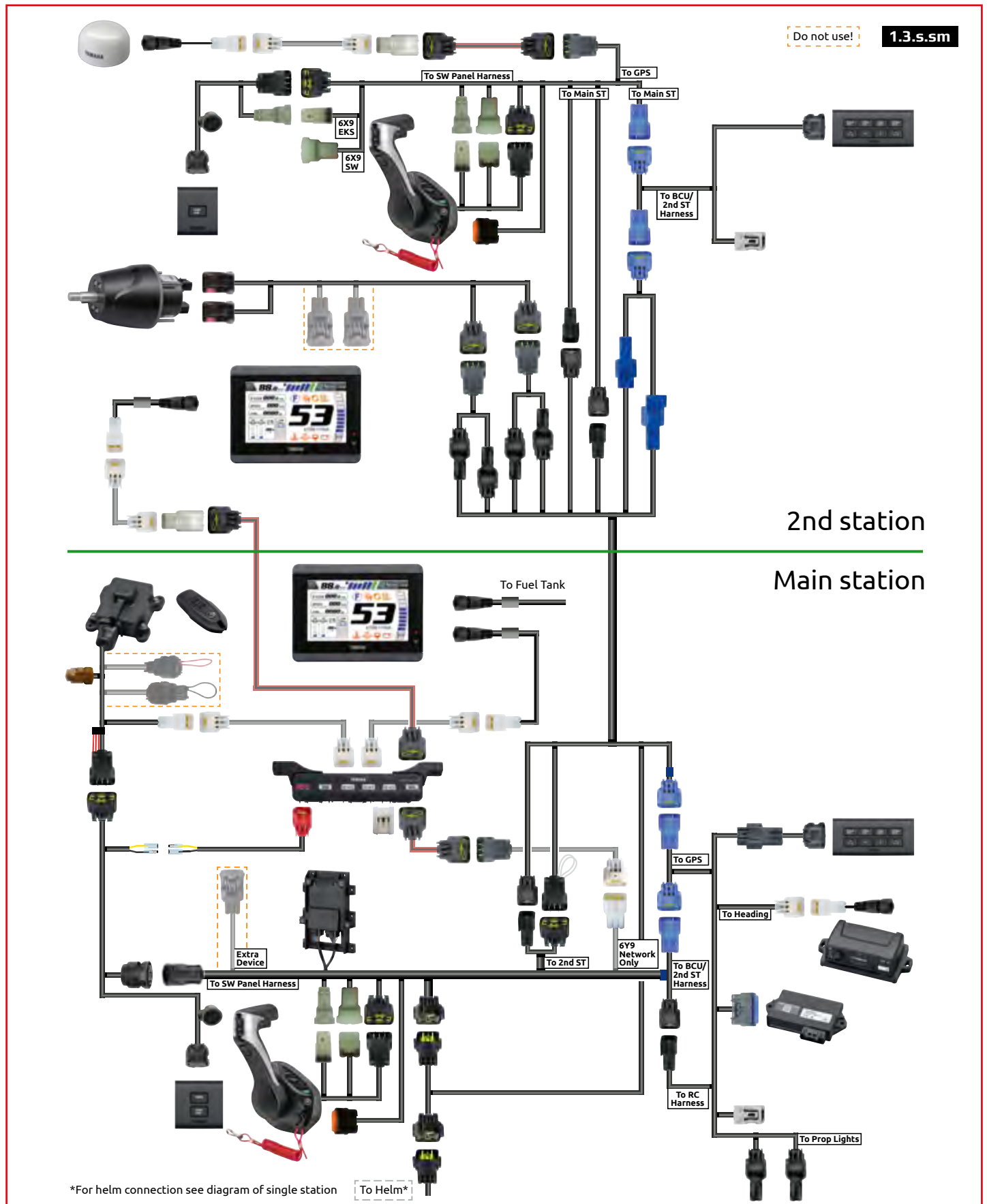


Rigging Diagrams

DBW REMOTE CONTROL (2ND STATION)

SINGLE 2ND STATION FLUSH SIDE-MOUNT LEVEL 3

SINGLE ENGINE	6X9 DEC SM	CL5 DISPLAY	EKS SWITCH	DES STEERING	DUAL STATION	HM-EX AUTOPILOT
-------------------------	----------------------	-----------------------	----------------------	------------------------	------------------------	---------------------------



SINGLE 2ND STATION FLUSH SIDE-MOUNT LEVEL 3 PARTS

	Description	Qty	Note
	6X9-48206-11-00 6X9 DEC Side mount - Single	1	2nd station
	6YM-83710-14-00 CL5 display 2nd station*	1	Display only
	6YM-83553-00-00 Conversion harness for CL5	1	
	6Y8-81920-11-00 Single hub	1	
LEVEL 1	6Y8-82521-11-00 Pigtail bus wire 0.6m / 2 ft	1	Other lengths available
	6Y8-82553-11-00 Main bus wire 4.6m / 15 ft	1	Other lengths available
	6X9-762B0-G1-00 EKS Kit - Single 2nd station	1	
	6X9-8258A-00-00 2nd station harness Port 5m / 16 ft	1	Other lengths available
	6GR-8258A-V0-00 Extension Harness**	1	XTO only
LEVEL 2	6X9-615A0-00-00 Compact helm unit	1	Tilt type available (Kit: 6GR-762H0-00-00)
	6X9-8258A-A0-00 Helm harness 2nd station 0.9m / 3 ft	1	
	6X9-762P0-11-00 Autopilot Kit - 2nd station	1	
LEVEL 3	6X9-82521-00-00 AP Panel Ext Harness 4.6m / 15 ft	1	(Optional) Other length available

Level 3 requires an compatible multi-function display for map functions

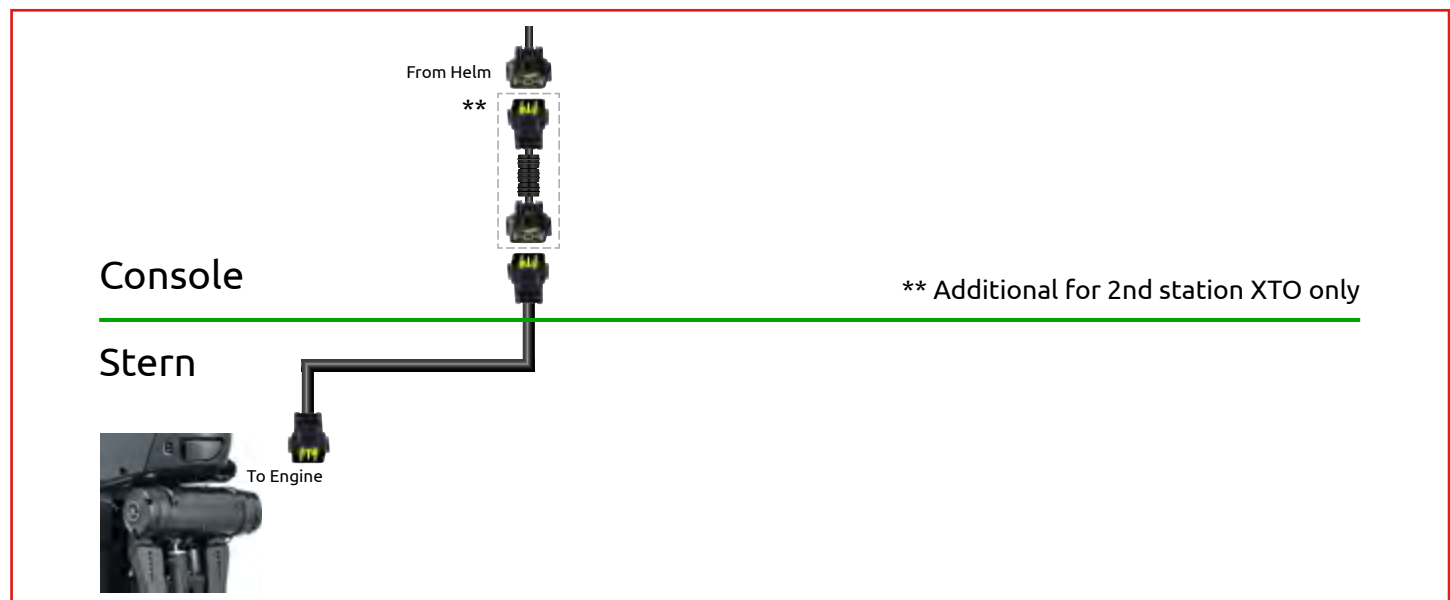
KIT CONTENTS

Part Number	Description	Qty	Note
6X9-762B0-G1-00	EKS Kit - Single 2nd station	1	
6X9-82570-B1-00	All start / stop switch	1	
6X9-82716-60-00	EKS harness	1	
6X9-762P0-11-00	Autopilot Kit - 2nd station	1	
6X9-8253V-01-00	Autopilot panel	1	
6X9-82386-10-00	BCU harness	1	Extention available

HARNESS OPTIONS

Main bus wire	Length	Pigtail bus wire	Length	2nd helm harness Port	Length
6Y8-82553-01-00	0.3m (1 ft)	6Y8-82521-01-00	0.3m (1 ft)	6X9-8258A-00-00	5m (16 ft)
6Y8-82553-50-00	3m (10 ft)	6Y8-82521-11-00	0.6m (2 ft)	6X9-8258A-10-00	8m (26 ft)
6Y8-82553-11-00	4.6m (15 ft)	6Y8-82521-21-00*	0.9m (3 ft)	6X9-8258A-20-00	12m (38 ft)
6Y8-82553-21-00	6.1m (20 ft)	6Y8-82521-31-00	1.8m (6 ft)		
6Y8-82553-31-00	7.6m (25 ft)	6Y8-82521-41-00	2.7m (9 ft)		
6Y8-82553-41-00	9.1m (30 ft)	6Y8-82521-51-00	3.6m (12 ft)		

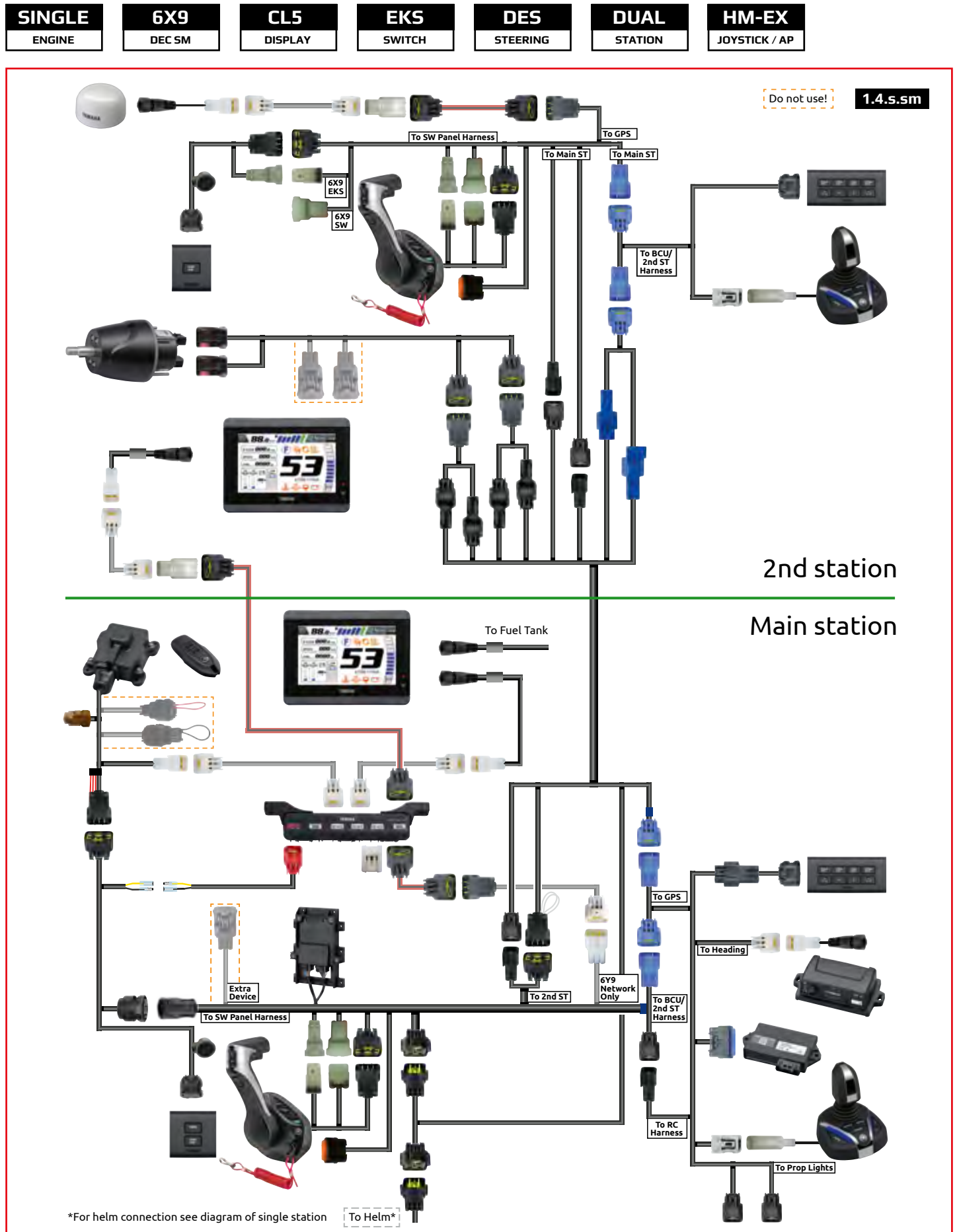
AP Panel Ext Harness	Length
6X9-82521-00-00	4.6m (15 ft)
6X9-82521-10-00	9.1m (30 ft)



Rigging Diagrams

DBW REMOTE CONTROL (2ND STATION)

SINGLE 2ND STATION FLUSH SIDE-MOUNT LEVEL 3-4



SINGLE 2ND STATION FLUSH SIDE-MOUNT LEVEL 3-4 PARTS

	Description	Qty	Note
	6X9-48206-11-00 6X9 DEC Side mount - Single	1	2nd station
	6YM-83710-14-00 CL5 display 2nd station*	1	Display only
	6YM-83553-00-00 Conversion harness for CL5	1	
	6Y8-81920-11-00 Single hub	1	
LEVEL 1	6Y8-82521-11-00 Pigtail bus wire 0.6m / 2 ft	1	Other lengths available
	6Y8-82553-11-00 Main bus wire 4.6m / 15 ft	1	Other lengths available
	6X9-762B0-80-00 EKS Kit - Single 2nd station	1	
	6X9-8258A-00-00 2nd station harness Port 5m / 16 ft	1	Other lengths available
	6GR-8258A-V0-00 Extension Harness**	1	XTO only
LEVEL 2	6X9-615A0-00-00 Compact helm unit	1	Tilt type available (Kit: 6GR-762H0-00-00)
	6X9-8258A-A0-00 Helm harness 2nd station 0.9m / 3 ft	1	
	6X9-762P0-11-00 Autopilot Kit - 2nd station	1	
LEVEL 3-4	6X9-482A0-00-00 Joystick assy for 2nd station	1	
	6X9-82521-00-00 AP Panel Ext Harness 4.6m / 15 ft	1	(Optional) Other length available

Level 4 requires an compatible multi-function display for map functions

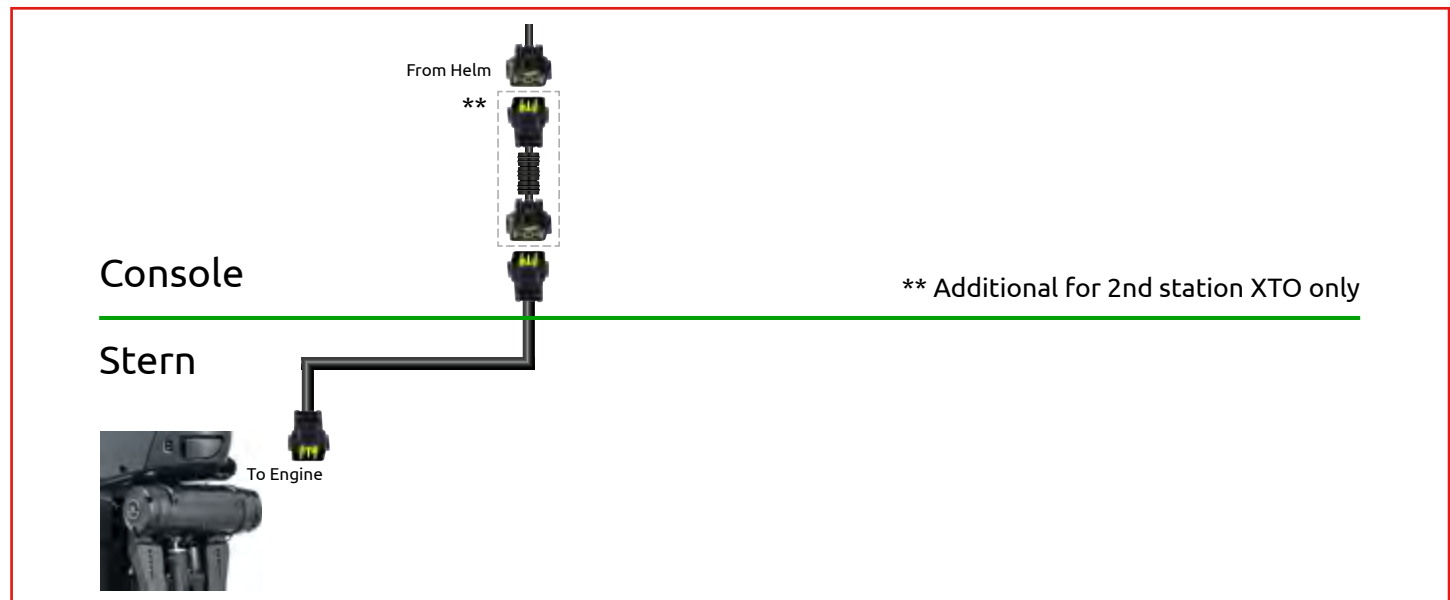
KIT CONTENTS

6X9-762B0-G1-00	EKS Kit - Single 2nd station	Qty	Note
6X9-82570-B1-00	All start / stop switch	1	
6X9-82716-60-00	EKS harness	1	
6X9-762P0-11-00	Autopilot Kit - 2nd station	Qty	Note
6X9-8253V-01-00	Autopilot panel	1	
6X9-82386-10-00	BCU harness	1	Extention available

HARNESS OPTIONS

Main bus wire	Length	Pigtail bus wire	Length	2nd helm harness Port	Length
6Y8-82553-01-00	0.3m (1 ft)	6Y8-82521-01-00	0.3m (1 ft)	6X9-8258A-00-00	5m (16 ft)
6Y8-82553-50-00	3m (10 ft)	6Y8-82521-11-00	0.6m (2 ft)	6X9-8258A-10-00	8m (26 ft)
6Y8-82553-11-00	4.6m (15 ft)	6Y8-82521-21-00*	0.9m (3 ft)	6X9-8258A-20-00	12m (38 ft)
6Y8-82553-21-00	6.1m (20 ft)	6Y8-82521-31-00	1.8m (6 ft)		
6Y8-82553-31-00	7.6m (25 ft)	6Y8-82521-41-00	2.7m (9 ft)		
6Y8-82553-41-00	9.1m (30 ft)	6Y8-82521-51-00	3.6m (12 ft)		

AP Panel Ext Harness	Length
6X9-82521-00-00	4.6m (15 ft)
6X9-82521-10-00	9.1m (30 ft)

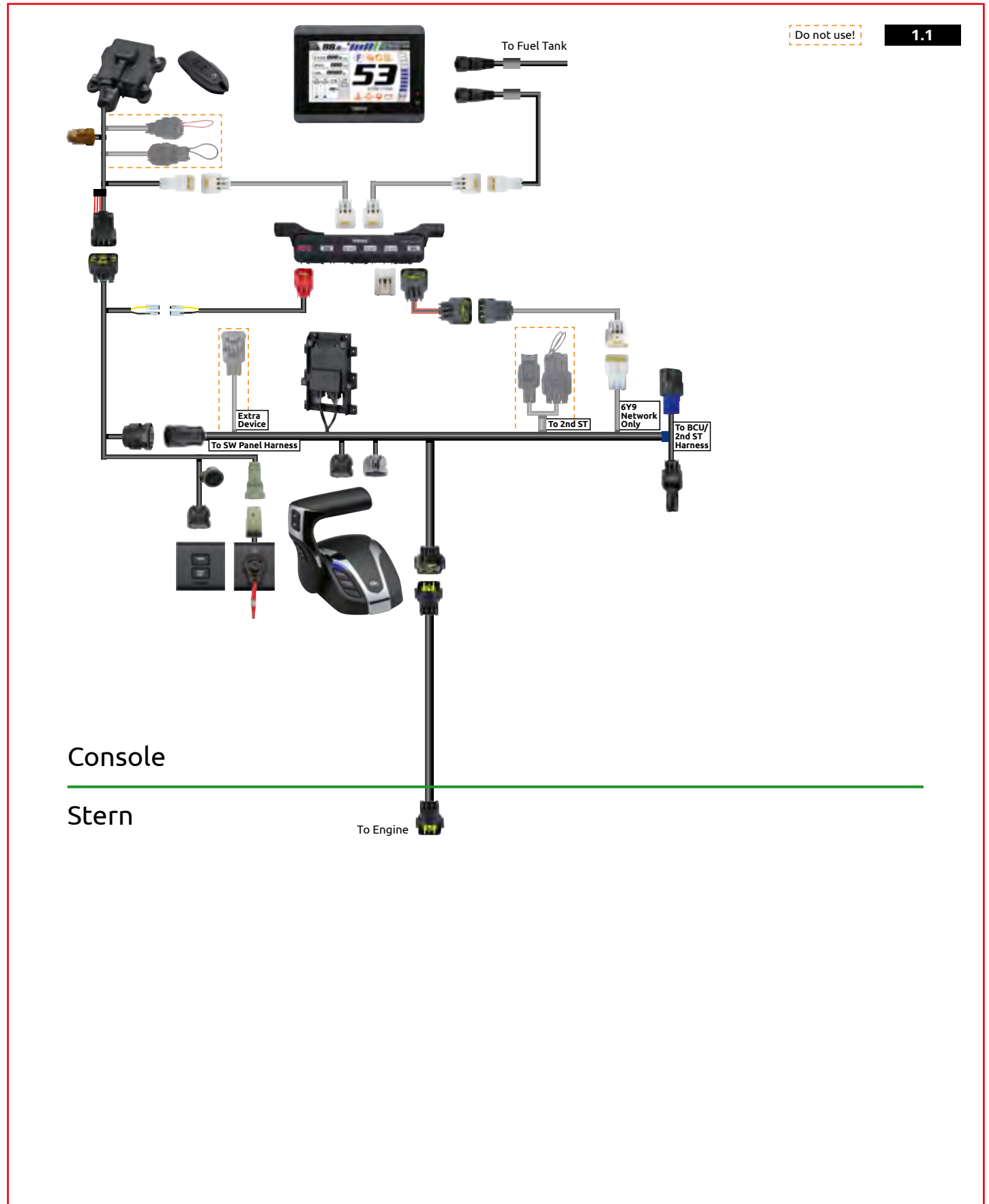


Rigging Diagrams

DBW REMOTE CONTROL (MAIN STATION)

SINGLE LEVEL 1

SINGLE ENGINE	6X9 DEC TM	CL5 DISPLAY	EKS SWITCH	DES STEERING	SINGLE STATION
-------------------------	----------------------	-----------------------	----------------------	------------------------	--------------------------



SINGLE LEVEL 1 PARTS

	Part Number	Description	Qty	Note
LEVEL 1	6X9-48205-03-00	6X9 DEC Top mount - Single	1	
	6YM-762G0-05-00	CL5 Color Touch Gauge Kit - DEC*	1	
	6X9-762B0-05-00	EKS Kit - Single	1	
	6X6-8258A-21-00	Main harness 16P 8m / 26 ft	1	Other lengths available

*) For other display options, check the display section in this guide

KIT CONTENTS

Part Number	Description	Qty	Note
6YM-762G0-05-00	CL5 Color Touch Gauge Kit - DEC	1	
6YM-83710-14-00	CL5 display	1	
6YM-83553-00-00	Conversion harness	1	0.9m (3 ft)
6YD-8356N-00-00	Fuel tank wire	1	
6Y8-81920-01-00	Multi hub	1	
6Y9-83553-00-00	Conversion harness	1	
6Y8-82553-01-00	Main bus wire	1	0.3m (1 ft), other lengths available
6Y8-82521-31-00	Pigtail bus wire	1	1.8m (6 ft), other lengths available
6Y8-83553-02-00	System power supply	1	
6Y8-82582-11-00	Terminal cap white	2	

Part Number	Description	Qty	Note
6X9-762B0-05-00	EKS Kit - Single	1	
6X9-82570-00-00	Power switch	1	
6X9-82716-21-00	EKS harness	1	
6X9-82570-70-00	Lanyard switch	1	
6X9-86254-00-00	Immobilizer + key fob (2pcs)	1	433 Mhz
6Y8-82521-11-00	Pigtail bus wire	1	0.6m (2 ft)
6Y8-48277-00-00	Sticker	1	

HARNESS OPTIONS

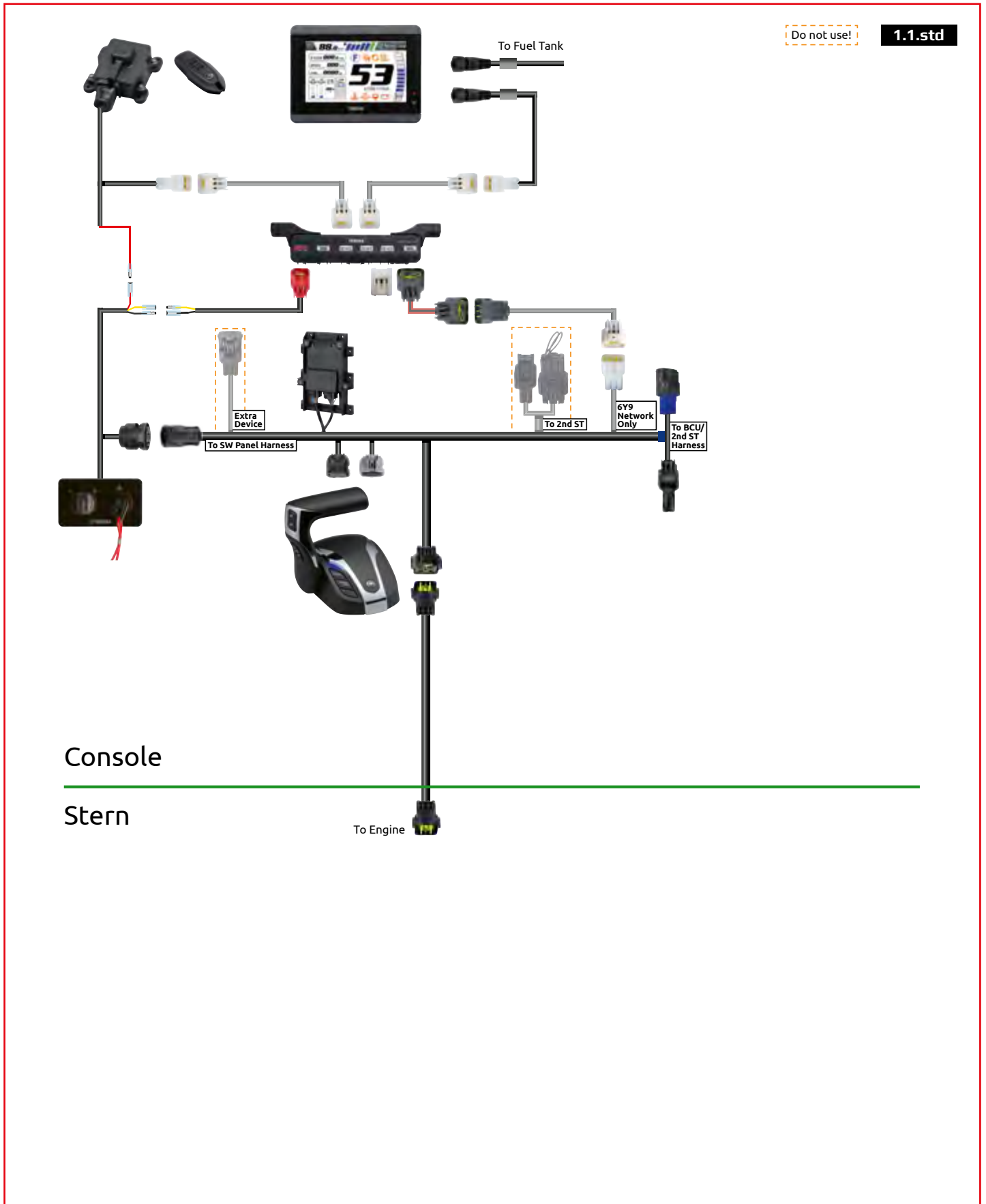
Main harness 16P	Length (m)	Main bus wire	Length	Pigtail bus wire	Length
6X6-8258A-90-00	1.5m (5 ft)	6Y8-82553-01-00	0.3m (1 ft)	6Y8-82521-01-00	0.3m (1 ft)
6X6-8258A-51-00	3.7m (12 ft)	6Y8-82553-50-00	3m (10 ft)	6Y8-82521-11-00	0.6m (2 ft)
6X6-8258A-61-00	5.2m (17 ft)	6Y8-82553-11-00	4.6m (15 ft)	6Y8-82521-21-00	0.9m (3 ft)
6X6-8258A-01-00	6m (19 ft)	6Y8-82553-21-00	6.1m (20 ft)	6Y8-82521-31-00	1.8m (6 ft)
6X6-8258A-11-00	7m (23 ft)	6Y8-82553-31-00	7.6m (25 ft)	6Y8-82521-41-00	2.7m (9 ft)
6X6-8258A-21-00	8m (26 ft)	6Y8-82553-41-00	9.1m (30 ft)	6Y8-82521-51-00	3.6m (12 ft)
6X6-8258A-31-00	10m (32 ft)				
6X6-8258A-41-00	12m (39 ft)				
6X6-8258A-71-00	15m (49 ft)				
6X6-8258A-81-00	24m (79 ft)				

Rigging Diagrams

DBW REMOTE CONTROL (MAIN STATION)

SINGLE LEVEL 1 STANDARD

SINGLE ENGINE	6X9 DEC TM	CL5 DISPLAY	STD SWITCH	DES STEERING	SINGLE STATION
-------------------------	----------------------	-----------------------	----------------------	------------------------	--------------------------



SINGLE LEVEL 1 STANDARD PARTS

	Description	Qty	Note
	6X9-48205-03-00	6X9 DEC Top mount - Single	1
	6YM-762G0-05-00	CL5 Color Touch Gauge Kit - DEC*	1
LEVEL 1	6X6-82570-34-00	Main switch	1
	6X9-762D0-02-00	Immobilizer Kit	1
	6X6-8258A-21-00	Main harness 16P 8m / 26 ft	1 Other lengths available

*) For other display options, check the display section in this guide

KIT CONTENTS

6YM-762G0-05-00	CL5 Color Touch Gauge Kit - DEC	Qty	Note
6YM-83710-14-00	CL5 display	1	
6YM-83553-00-00	Conversion harness	1	0.9m (3 ft)
6YD-8356N-00-00	Fuel tank wire	1	
6Y8-81920-01-00	Multihub	1	
6Y9-83553-00-00	Conversion harness	1	
6Y8-82553-01-00	Main bus wire	1	0.3m (1 ft), other lengths available
6Y8-82521-31-00	Pigtail bus wire	1	1.8m (6 ft), other lengths available
6Y8-83553-02-00	System power supply	1	
6Y8-82582-11-00	Terminal cap white	2	
6X9-762D0-02-00	Immobilizer Kit	Qty	Note
6X9-86254-00-00	Immobilizer + key fob (2pcs)	1	433Mhz
6Y8-82521-11-00	Pigtail bus wire	1	0.6m (2 ft)
6Y8-48277-00-00	Sticker	1	

HARNESS OPTIONS

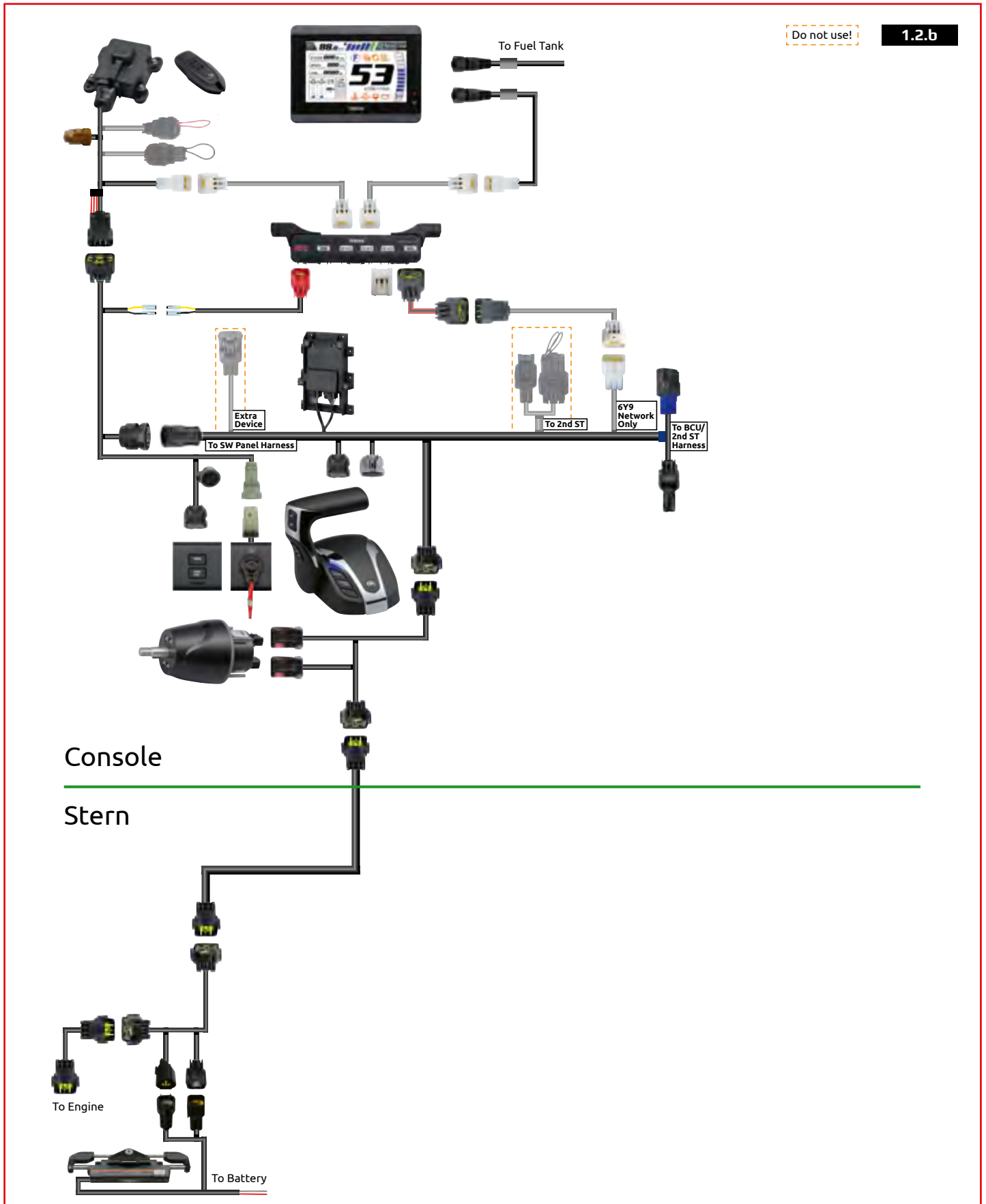
Main harness 16P	Length (m)	Main bus wire	Length	Pigtail bus wire	Length
6X6-8258A-90-00	1.5m (5 ft)	6Y8-82553-01-00	0.3m (1 ft)	6Y8-82521-01-00	0.3m (1 ft)
6X6-8258A-51-00	3.7m (12 ft)	6Y8-82553-50-00	3m (10 ft)	6Y8-82521-11-00	0.6m (2 ft)
6X6-8258A-61-00	5.2m (17 ft)	6Y8-82553-11-00	4.6m (15 ft)	6Y8-82521-21-00	0.9m (3 ft)
6X6-8258A-01-00	6m (19 ft)	6Y8-82553-21-00	6.1m (20 ft)	6Y8-82521-31-00	1.8m (6 ft)
6X6-8258A-11-00	7m (23 ft)	6Y8-82553-31-00	7.6m (25 ft)	6Y8-82521-41-00	2.7m (9 ft)
6X6-8258A-21-00	8m (26 ft)	6Y8-82553-41-00	9.1m (30 ft)	6Y8-82521-51-00	3.6m (12 ft)
6X6-8258A-31-00	10m (32 ft)				
6X6-8258A-41-00	12m (39 ft)				
6X6-8258A-71-00	15m (49 ft)				
6X6-8258A-81-00	24m (79 ft)				

Rigging Diagrams

DBW REMOTE CONTROL (MAIN STATION)

SINGLE LEVEL 2 BOLT-ON

SINGLE ENGINE	6X9 DEC TM	CL5 DISPLAY	EKS SWITCH	DES BOLT-ON	SINGLE STATION
-------------------------	----------------------	-----------------------	----------------------	-----------------------	--------------------------



SINGLE LEVEL 2 BOLT-ON PARTS

	Description	Qty	Note	
LEVEL 1	6X9-48205-03-00	6X9 DEC Top mount - Single	1	
	6YM-762G0-05-00	CL5 Color Touch Gauge Kit - DEC*	1	
	6X9-762B0-05-00	EKS Kit - Single	1	
	6X6-8258A-21-00	Main harness 16P 8m / 26 ft	1	Other lengths available
	6X9-762S0-01-00	Bolt-on DES Kit	1	
LEVEL 2	6X9-438A0-00-00	Steering actuator harness 2.4m / 8 ft	1	Other lengths available
	6X6-8258A-51-00	Main harness 16P 3.7m / 12 ft	1	Other lengths available
	6X9-615A0-00-00	Compact helm unit	1	Tilt type available (Kit: 6GR-762H0-00-00)
	6GR-8258A-01-00	Helm harness main station Single 0.9m / 3 ft	1	Other lengths available

*) For other display options, check the display section in this guide

KIT CONTENTS

6YM-762G0-05-00	CL5 Color Touch Gauge Kit - DEC	Qty	Note
6YM-83710-14-00	CL5 display	1	
6YM-83553-00-00	Conversion harness	1	0.9 m (3 ft)
6YD-8356N-00-00	Fuel tank wire	1	
6Y8-81920-01-00	Multi hub	1	
6Y9-83553-00-00	Conversion harness	1	
6Y8-82553-01-00	Main bus wire	1	0.3m (1 ft), other lengths available
6Y8-82521-31-00	Pigtail bus wire	1	1.8m (6 ft), other lengths available
6Y8-83553-02-00	System power supply	1	
6Y8-82582-11-00	Terminal cap white	2	

6X9-762B0-05-00	EKS Kit - Single	Qty	Note
6X9-82570-00-00	Power switch	1	
6X9-82716-21-00	EKS harness	1	
6X9-82570-70-00	Lanyard switch	1	
6X9-86254-00-00	Immobilizer + key fob (2pcs)	1	433 Mhz
6Y8-82521-11-00	Pigtail bus wire	1	0.6m (2 ft)
6Y8-48277-00-00	Sticker	1	

6X9-762S0-01-00	Bolt-on DES Kit	Qty	Note
6X9-42401-00-00	Actuator	1	
6X9-8258A-90-00	Split harness	1	

HARNESS OPTIONS

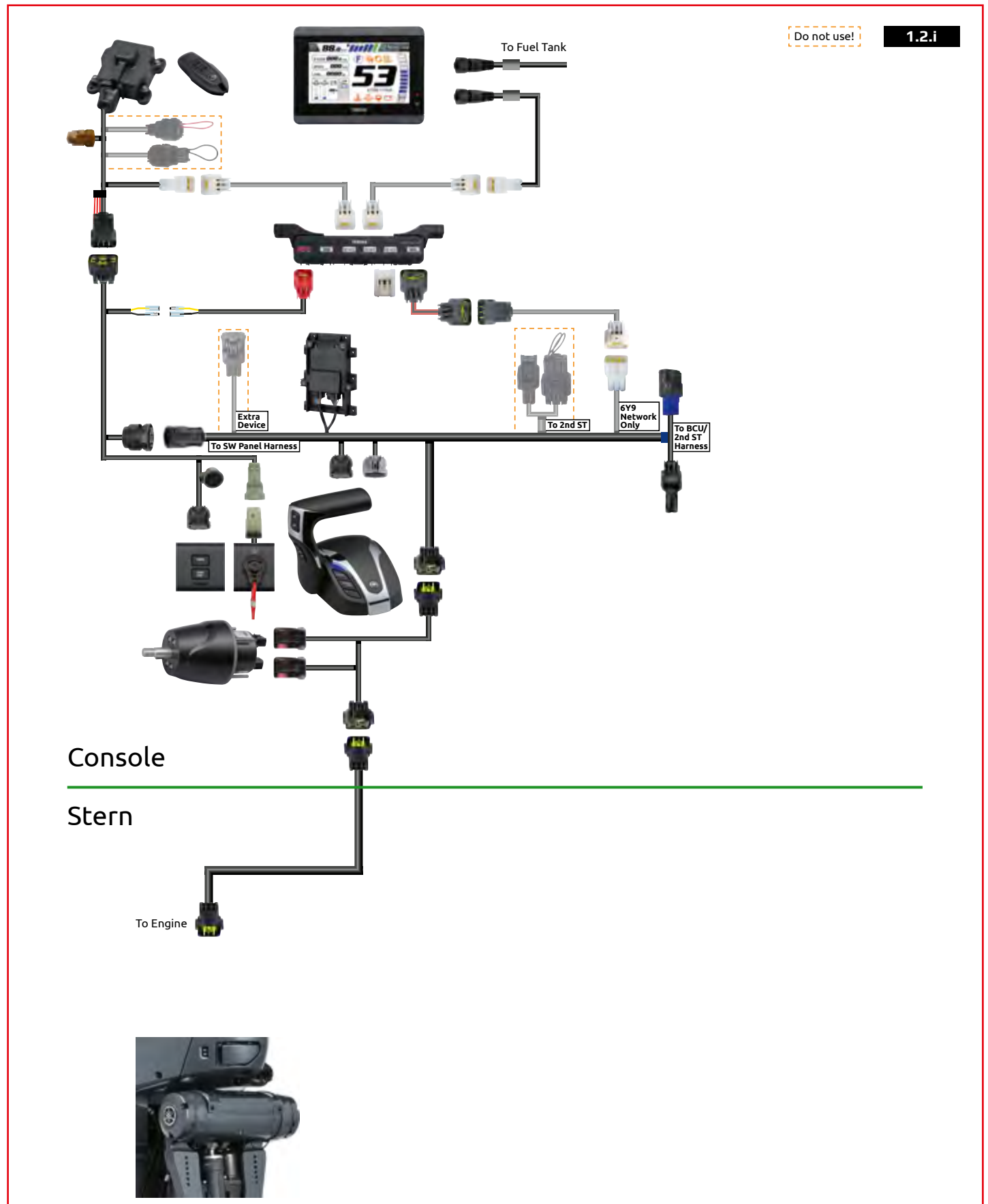
Main harness 16P	Length (m)	Main bus wire	Length	Pigtail bus wire	Length
6X6-8258A-90-00	1.5m (5 ft)	6Y8-82553-01-00	0.3m (1 ft)	6Y8-82521-01-00	0.3m (1 ft)
6X6-8258A-51-00	3.7m (12 ft)	6Y8-82553-50-00	3m (10 ft)	6Y8-82521-11-00	0.6m (2 ft)
6X6-8258A-61-00	5.2m (17 ft)	6Y8-82553-11-00	4.6m (15 ft)	6Y8-82521-21-00	0.9m (3 ft)
6X6-8258A-01-00	6m (19 ft)	6Y8-82553-21-00	6.1m (20 ft)	6Y8-82521-31-00	1.8m (6 ft)
6X6-8258A-11-00	7m (23 ft)	6Y8-82553-31-00	7.6m (25 ft)	6Y8-82521-41-00	2.7m (9 ft)
6X6-8258A-21-00	8m (26 ft)	6Y8-82553-41-00	9.1m (30 ft)	6Y8-82521-51-00	3.6m (12 ft)
6X6-8258A-31-00	10m (32 ft)				
6X6-8258A-41-00	12m (39 ft)	Steering actuator harness	Length	Helm harness	Length
6X6-8258A-71-00	15m (49 ft)	6X9-438A0-00-00	2.4m (8 ft)	6GR-8258A-01-00	0.9m (3 ft)
6X6-8258A-81-00	24m (79 ft)	6X9-438A0-10-00	4.5m (15 ft)	6GR-8258A-41-00	1.8m (6 ft)

Rigging Diagrams

DBW REMOTE CONTROL (MAIN STATION)

SINGLE LEVEL 2 INTEGRATED

SINGLE ENGINE	6X9 DEC TM	CL5 DISPLAY	EKS SWITCH	DES INTEGRATED	SINGLE STATION
-------------------------	----------------------	-----------------------	----------------------	--------------------------	--------------------------



SINGLE LEVEL 2 INTEGRATED PARTS

	Description	Qty	Note
LEVEL 1	6X9-48205-03-00	6X9 DEC Top mount - Single	1
	6YM-762G0-05-00	CL5 Color Touch Gauge Kit - DEC*	1
	6X9-762B0-05-00	EKS Kit - Single	1
	6X6-8258A-21-00	Main harness 16P 8m / 26 ft	1 Other lengths available
LEVEL 2	6X9-615A0-00-00	Compact helm unit	1 Tilt type available (Kit: 6GR-762H0-00-00)
	6GR-8258A-01-00	Helm harness main station Single 0.9m / 3 ft	1 Other lengths available

*) For other display options, check the display section in this guide

KIT CONTENTS

Part Number	Description	Qty	Note
6YM-762G0-05-00	CL5 Color Touch Gauge Kit - DEC	1	
6YM-83710-14-00	CL5 display	1	
6YM-83553-00-00	Conversion harness	1	0.9 m (3 ft)
6YD-8356N-00-00	Fuel tank wire	1	
6Y8-81920-01-00	Multi hub	1	
6Y9-83553-00-00	Conversion harness	1	
6Y8-82553-01-00	Main bus wire	1	0.3m (1 ft), other lengths available
6Y8-82521-31-00	Pigtail bus wire	1	1.8m (6 ft), other lengths available
6Y8-83553-02-00	System power supply	1	
6Y8-82582-11-00	Terminal cap white	2	
6X9-762B0-05-00	EKS Kit - Single	Qty	Note
6X9-82570-00-00	Power switch	1	
6X9-82716-21-00	EKS harness	1	
6X9-82570-70-00	Lanyard switch	1	
6X9-86254-00-00	Immobilizer + key fob (2pcs)	1	433 Mhz
6Y8-82521-11-00	Pigtail bus wire	1	0.6m (2 ft)
6Y8-48277-00-00	Sticker	1	

HARNESS OPTIONS

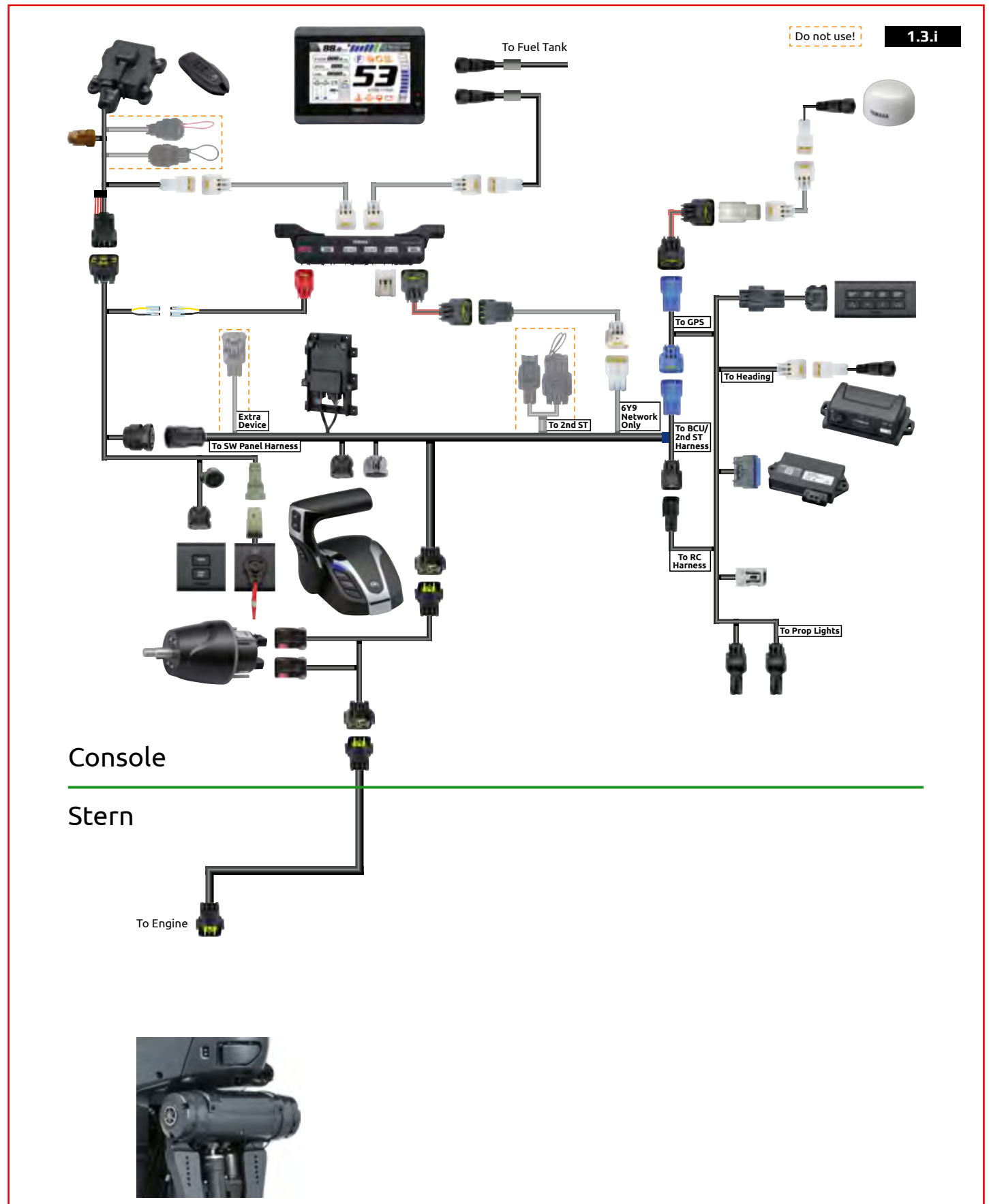
Main harness 16P	Length (m)	Main bus wire	Length	Pigtail bus wire	Length
6X6-8258A-90-00	1.5m (5 ft)	6Y8-82553-01-00	0.3m (1 ft)	6Y8-82521-01-00	0.3m (1 ft)
6X6-8258A-51-00	3.7m (12 ft)	6Y8-82553-50-00	3m (10 ft)	6Y8-82521-11-00	0.6m (2 ft)
6X6-8258A-61-00	5.2m (17 ft)	6Y8-82553-11-00	4.6m (15 ft)	6Y8-82521-21-00	0.9m (3 ft)
6X6-8258A-01-00	6m (19 ft)	6Y8-82553-21-00	6.1m (20 ft)	6Y8-82521-31-00	1.8m (6 ft)
6X6-8258A-11-00	7m (23 ft)	6Y8-82553-31-00	7.6m (25 ft)	6Y8-82521-41-00	2.7m (9 ft)
6X6-8258A-21-00	8m (26 ft)	6Y8-82553-41-00	9.1m (30 ft)	6Y8-82521-51-00	3.6m (12 ft)
6X6-8258A-31-00	10m (32 ft)				
6X6-8258A-41-00	12m (39 ft)	Helm harness	Length		
6X6-8258A-71-00	15m (49 ft)	6GR-8258A-01-00	0.9m (3 ft)		
6X6-8258A-81-00	24m (79 ft)	6GR-8258A-41-00	1.8m (6 ft)		

Rigging Diagrams

DBW REMOTE CONTROL (MAIN STATION)

SINGLE LEVEL 3 INTEGRATED

SINGLE ENGINE	6X9 DEC TM	CL5 DISPLAY	EKS SWITCH	DES INTEGRATED	SINGLE STATION	HM-EX AUTOPILOT
-------------------------	----------------------	-----------------------	----------------------	--------------------------	--------------------------	---------------------------



SINGLE LEVEL 3 INTEGRATED PARTS

	Description	Qty	Note
LEVEL 1	6X9-48205-03-00	6X9 DEC Top mount - Single	1
	6YM-762G0-05-00	CL5 Color Touch Gauge Kit - DEC*	1
	6X9-762B0-05-00	EKS Kit - Single	1
LEVEL 2	6X6-8258A-21-00	Main harness 16P 8m / 26 ft	1 Other length available
	6X9-615A0-00-00	Compact helm unit	1 Tilt type available (Kit: 6GR-762H0-00-00)
	6GR-8258A-01-00	Helm harness main station Single 0.9m / 3 ft	1 Other length available
LEVEL 3	6X9-762P0-06-00	Autopilot Kit	1
	6Y8-82553-50-00	Main bus wire 3m / 10 ft	1 Other length available
	6Y8-82521-01-00	Pigtail bus wire 0.3m / 1 ft	1 Other length available
	6X9-82521-00-00	AP Panel Ext Harness 4.6m / 15 ft	1 (Optional) Other length available

Level 3 requires an compatible multi-function display for map functions
 *) For other display options, check the display section in this guide

KIT CONTENTS

Part Number	Description	Qty	Note
6YM-762G0-05-00	CL5 Color Touch Gauge Kit - DEC	1	
6YM-83710-14-00	CL5 display	1	
6YM-83553-00-00	Conversion harness	1	0.9 m (3 ft)
6YD-8356N-00-00	Fuel tank wire	1	
6Y8-81920-01-00	Multi hub	1	
6Y9-83553-00-00	Conversion harness	1	
6Y8-82553-01-00	Main bus wire	1	0.3m (1 ft), other lengths available
6Y8-82521-31-00	Pigtail bus wire	1	1.8m (6 ft), other lengths available
6Y8-83553-02-00	System power supply	1	
6Y8-82582-11-00	Terminal cap white	2	

Part Number	Description	Qty	Note	Part Number	Description	Qty	Note
6X9-762B0-05-00	EKS Kit - Single	1		6X9-762P0-06-00	Autopilot Kit	1	
6X9-82570-00-00	Power switch	1		6X9-8253V-01-00	Autopilot panel	1	
6X9-82716-21-00	EKS harness	1		6X9-88107-00-00	GPS antenna	1	
6X9-82570-70-00	Lanyard switch	1		6X9-8A410-00-00	Heading sensor	1	
6X9-86254-00-00	Immobilizer + key fob (2pcs)	1	433 Mhz	6X9-8591T-13-00	Boat Control Unit	1	
6Y8-82521-11-00	Pigtail bus wire	1	0.6m (2 ft)	6Y8-81920-11-00	Single hub	1	
6Y8-48277-00-00	Sticker	1		6X9-82386-01-00	BCU harness	1	Ext. available
				6YM-83553-00-00	Conversion harness	2	0.9m (3 ft)

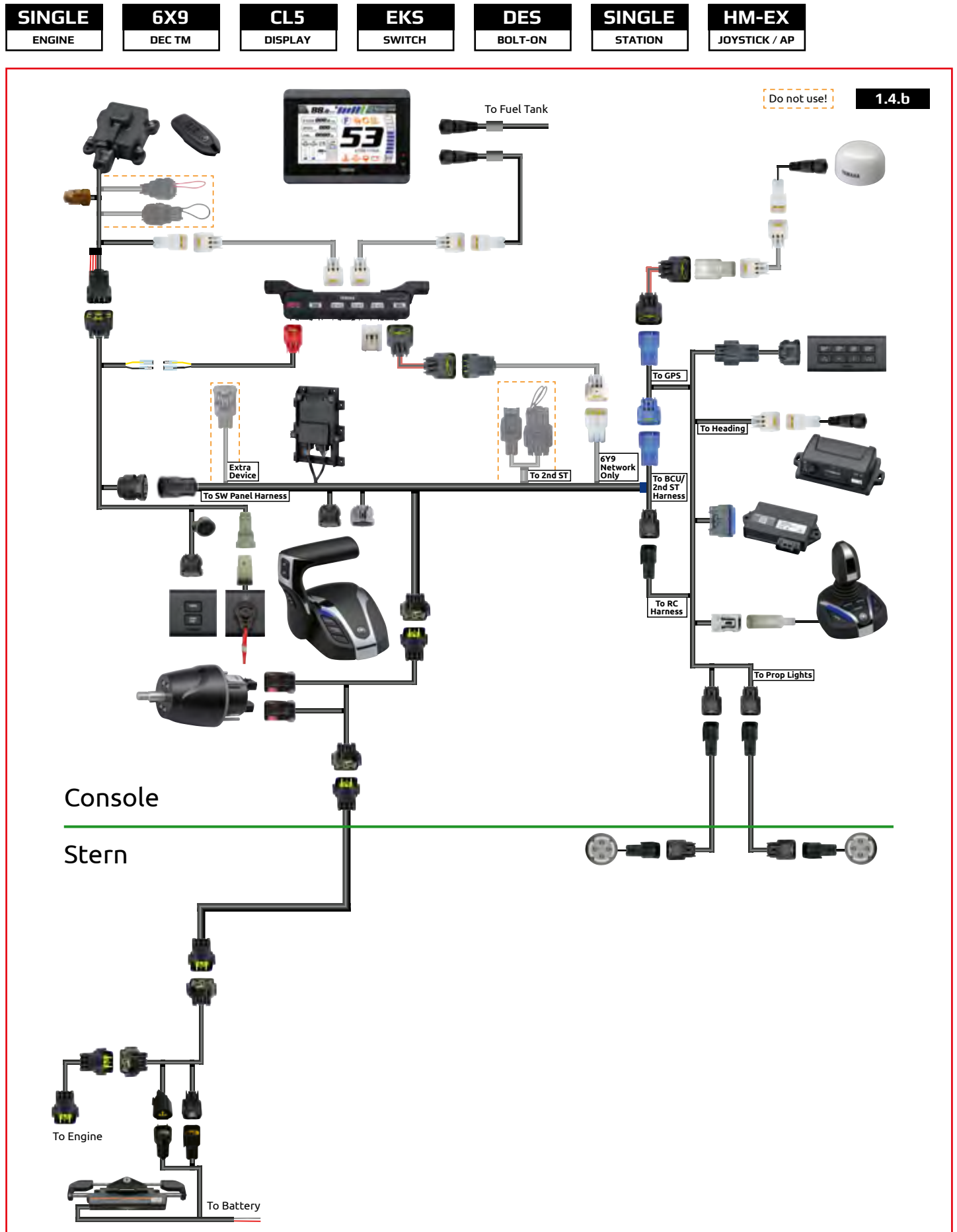
HARNESS OPTIONS

Main harness 16P	Length (m)	Main bus wire	Length	Pigtail bus wire	Length
6X6-8258A-90-00	1.5m (5 ft)	6Y8-82553-01-00	0.3m (1 ft)	6Y8-82521-01-00	0.3m (1 ft)
6X6-8258A-51-00	3.7m (12 ft)	6Y8-82553-50-00	3m (10 ft)	6Y8-82521-11-00	0.6m (2 ft)
6X6-8258A-61-00	5.2m (17 ft)	6Y8-82553-11-00	4.6m (15 ft)	6Y8-82521-21-00*	0.9m (3 ft)
6X6-8258A-01-00	6m (19 ft)	6Y8-82553-21-00	6.1m (20 ft)	6Y8-82521-31-00	1.8m (6 ft)
6X6-8258A-11-00	7m (23 ft)	6Y8-82553-31-00	7.6m (25 ft)	6Y8-82521-41-00	2.7m (9 ft)
6X6-8258A-21-00	8m (26 ft)	6Y8-82553-41-00	9.1m (30 ft)	6Y8-82521-51-00	3.6m (12 ft)
6X6-8258A-31-00	10m (32 ft)			* Max length GPS antenna connection	
6X6-8258A-41-00	12m (39 ft)	Helm harness	Length	Extension for Prop lights	Length
6X6-8258A-71-00	15m (49 ft)	6GR-8258A-00-00	0.9m (3 ft)	6X9-82586-20-00	6m (19 ft)
6X6-8258A-81-00	24m (79 ft)	6GR-8258A-40-00	1.8m (6 ft)	6X9-82586-30-00	9.1m (30 ft)
AP Panel Ext Harness	Length			6X9-82586-40-00	12.2m (40 ft)
6X9-82521-00-00	4.6m (15 ft)				
6X9-82521-10-00	9.1m (30 ft)				

Rigging Diagrams

DBW REMOTE CONTROL (MAIN STATION)

SINGLE LEVEL 3-4 BOLT-ON



SINGLE LEVEL 3-4 BOLT-ON PARTS

	Description	Qty	Note
LEVEL 1	6X9-48205-03-00	6X9 DEC Top mount - Single	1
	6YM-762G0-05-00	CL5 Color Touch Gauge Kit - DEC*	1
	6X9-762B0-05-00	EKS Kit - Single	1
	6X6-8258A-21-00	Main harness 16P 8m / 26 ft	1 Other lengths available
	6X9-762S0-01-00	Bolt-on DES Kit	1
LEVEL 2	6X9-438A0-00-00	Steering actuator harness 2.4m / 8 ft	1 Other lengths available
	6X6-8258A-51-00	Main harness 16P 3.7m / 12 ft	1 Other length available
	6X9-615A0-00-00	Compact helm unit	1 Tilt type available (Kit: 6GR-762H0-00-00)
	6GR-8258A-01-00	Helm harness main station Single 0.9m / 3 ft	1 Other lengths available
	6X9-762J0-04-00	Joystick/Autopilot Kit - Single	1 Upgrade from level 3 p/n: 6X9-762J0-40-00
LEVEL 3-4	6Y8-82553-50-00	Main bus wire 3m / 10 ft	1 Other lengths available
	6Y8-82521-01-00	Pigtail bus wire 0.3m / 1 ft	1 Other lengths available
	6X9-82521-00-00	AP Panel Ext Harness 4.6m / 15 ft	1 (Optional) Other length available

Level 4 requires an compatible multi-function display for map functions

KIT CONTENTS

Part Number	Description	Qty	Note
6YM-762G0-05-00	CL5 Color Touch Gauge Kit - DEC	1	
6YM-83710-14-00	CL5 display	1	
6YM-83553-00-00	Conversion harness	1	0.9 m (3 ft)
6YD-8356N-00-00	Fuel tank wire	1	
6Y8-81920-01-00	Multi hub	1	
6Y9-83553-00-00	Conversion harness	1	
6Y8-82553-01-00	Main bus wire	1	0.3m (1 ft), other lengths available
6Y8-82521-31-00	Pigtail bus wire	1	1.8m (6 ft), other lengths available
6Y8-83553-02-00	System power supply	1	
6Y8-82582-11-00	Terminal cap white	2	

Part Number	Description	Qty	Note	Part Number	Description	Qty	Note
6X9-762B0-05-00	EKS Kit - Single	1		6X9-762J0-04-00	Joystick/AP Kit - Single	1	
6X9-82570-00-00	Power switch	1		6X9-8253V-01-00	Autopilot panel	1	
6X9-82716-21-00	EKS harness	1		6X9-88107-00-00	GPS antenna	1	
6X9-82570-70-00	Lanyard switch	1		6X9-8A410-00-00	Heading sensor	1	
6X9-86254-00-00	Immobilizer + key fob (2pcs)	1	433 Mhz	6X9-8591T-13-00	Boat Control Unit	1	
6Y8-82521-11-00	Pigtail bus wire	1	0.6m (2 ft)	6Y8-81920-11-00	Single hub	1	
6Y8-48277-00-00	Sticker	1		6X9-82386-01-00	BCU harness	1	Ext. available
6X9-762S0-01-00	Bolt-on DES Kit	1		6YM-83553-00-00	Conversion harness	2	0.9m (3 ft)
6X9-42401-00-00	Actuator	1		6X9-482A0-00-00	Joystick assy	1	level 4 only
6X9-8258A-90-00	Split harness	1		6ES-83720-02-00	Prop lights	2	level 4 only

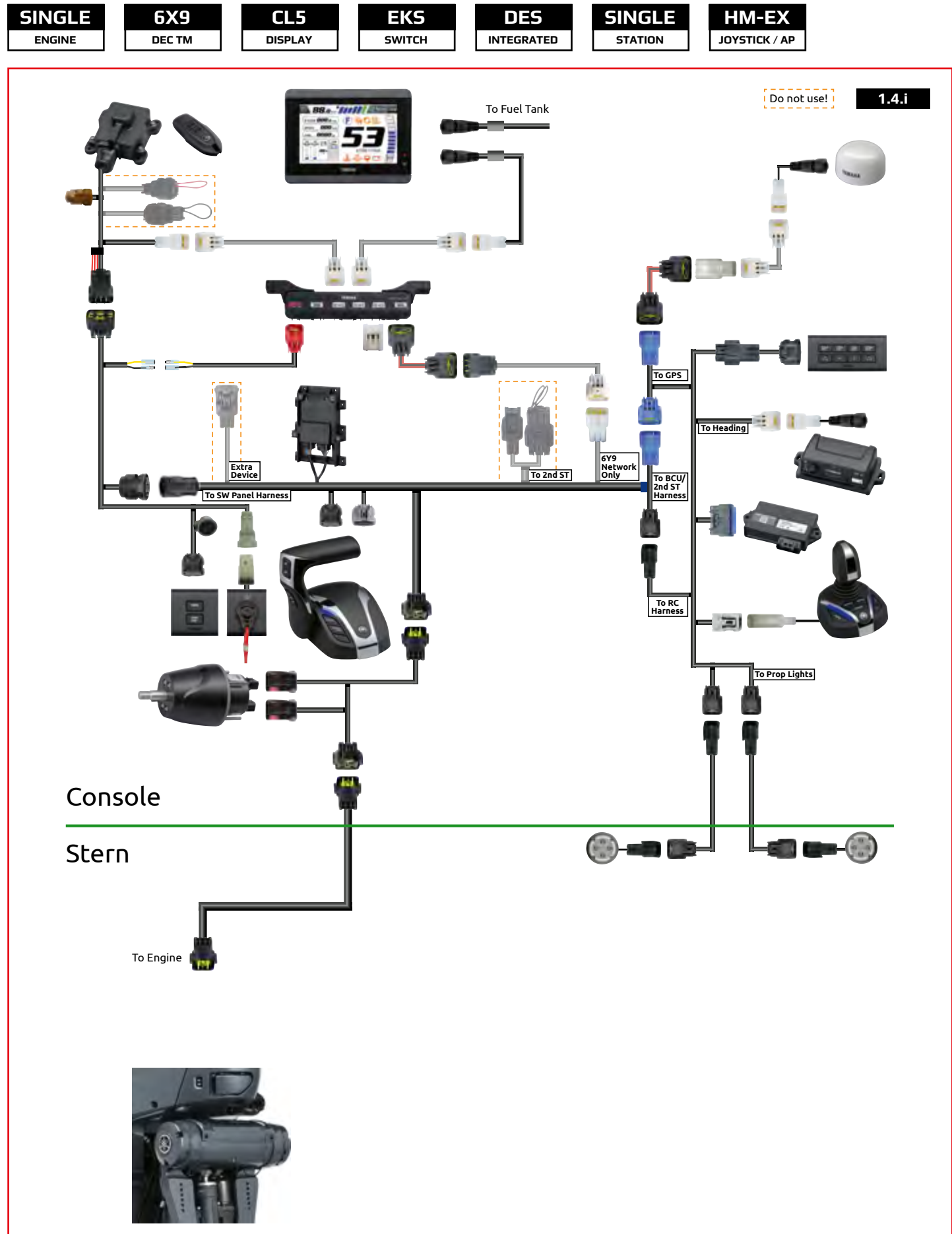
HARNESS OPTIONS

Main harness 16P	Length (m)	Main bus wire	Length	Pigtail bus wire	Length
6X6-8258A-90-00	1.5m (5 ft)	6Y8-82553-01-00	0.3m (1 ft)	6Y8-82521-01-00	0.3m (1 ft)
6X6-8258A-51-00	3.7m (12 ft)	6Y8-82553-50-00	3m (10 ft)	6Y8-82521-11-00	0.6m (2 ft)
6X6-8258A-61-00	5.2m (17 ft)	6Y8-82553-11-00	4.6m (15 ft)	6Y8-82521-21-00*	0.9m (3 ft)
6X6-8258A-01-00	6m (19 ft)	6Y8-82553-21-00	6.1m (20 ft)	6Y8-82521-31-00	1.8m (6 ft)
6X6-8258A-11-00	7m (23 ft)	6Y8-82553-31-00	7.6m (25 ft)	6Y8-82521-41-00	2.7m (9 ft)
6X6-8258A-21-00	8m (26 ft)	6Y8-82553-41-00	9.1m (30 ft)	6Y8-82521-51-00	3.6m (12 ft)
6X6-8258A-31-00	10m (32 ft)			* Max length GPS antenna connection	
6X6-8258A-41-00	12m (39 ft)	Steering actuator harness	Length	Helm harness	Length
6X6-8258A-71-00	15m (49 ft)	6X9-438A0-00-00	2.4m (8 ft)	6GR-8258A-00-00	0.9m (3 ft)
6X6-8258A-81-00	24m (79 ft)	6X9-438A0-10-00	4.5m (15 ft)	6GR-8258A-40-00	1.8m (6 ft)
Extension for Prop lights	Length	AP Panel Ext Harness	Length		
6X9-82586-20-00	6m (19 ft)	6X9-82521-00-00	4.6m (15 ft)		
6X9-82586-30-00	9.1m (30 ft)	6X9-82521-10-00	9.1m (30 ft)		
6X9-82586-40-00	12.2m (40 ft)				

Rigging Diagrams

DBW REMOTE CONTROL (MAIN STATION)

SINGLE LEVEL 3-4 INTEGRATED



SINGLE LEVEL 3-4 INTEGRATED PARTS

	Description	Qty	Note
LEVEL 1	6X9-48205-03-00	6X9 DEC Top mount - Single	1
	6YM-762G0-05-00	CL5 Color Touch Gauge Kit - DEC*	1
	6X9-762B0-05-00	EKS Kit - Single	1
LEVEL 2	6X6-8258A-21-00	Main harness 16P 8m / 26 ft	1 Other length available
	6X9-615A0-00-00	Compact helm unit	1 Tilt type available (Kit: 6GR-762H0-00-00)
	6GR-8258A-01-00	Helm harness main station Single 0.9m / 3 ft	1 Other length available
LEVEL 3-4	6X9-762J0-04-00	Joystick/Autopilot Kit - Single	1 Upgrade from level 3 p/n: 6X9-762J0-40-00
	6Y8-82553-50-00	Main bus wire 3m / 10 ft	1 Other length available
	6Y8-82521-01-00	Pigtail bus wire 0.3m / 1 ft	1 Other length available
	6X9-82521-00-00	AP Panel Ext Harness 4.6m / 15 ft	1 (Optional) Other length available

Level 4 requires an compatible multi-function display for map functions

KIT CONTENTS

Part Number	Description	Qty	Note
6YM-762G0-05-00	CL5 Color Touch Gauge Kit - DEC	1	
6YM-83710-14-00	CL5 display	1	
6YM-83553-00-00	Conversion harness	1	0.9 m (3 ft)
6YD-8356N-00-00	Fuel tank wire	1	
6Y8-81920-01-00	Multi hub	1	
6Y9-83553-00-00	Conversion harness	1	
6Y8-82553-01-00	Main bus wire	1	0.3m (1 ft), other lengths available
6Y8-82521-31-00	Pigtail bus wire	1	1.8m (6 ft), other lengths available
6Y8-83553-02-00	System power supply	1	
6Y8-82582-11-00	Terminal cap white	2	

Part Number	Description	Qty	Note	Part Number	Description	Qty	Note
6X9-762B0-05-00	EKS Kit - Single	1		6X9-762J0-04-00	Joystick/AP Kit - Single	1	
6X9-82570-00-00	Power Switch	1		6X9-8253V-01-00	Autopilot panel	1	
6X9-82716-21-00	EKS harness	1		6X9-88107-00-00	GPS antenna	1	
6X9-82570-70-00	Lanyard switch	1		6X9-8A410-00-00	Heading sensor	1	
6X9-86254-00-00	Immobilizer + key Fob (2pcs)	1	433 Mhz	6X9-8591T-13-00	Boat Control Unit	1	
6Y8-82521-11-00	Pigtail bus wire	1	0.6m (2 ft)	6Y8-81920-11-00	Single hub	1	
6Y8-48277-00-00	Sticker	1		6X9-82386-01-00	BCU harness	1	Ext. available
				6YM-83553-00-00	Conversion harness	2	0.9m (3 ft)
				6X9-482A0-00-00	Joystick assy	1	level 4 only
				6ES-83720-02-00	Prop lights	2	level 4 only

HARNESS OPTIONS

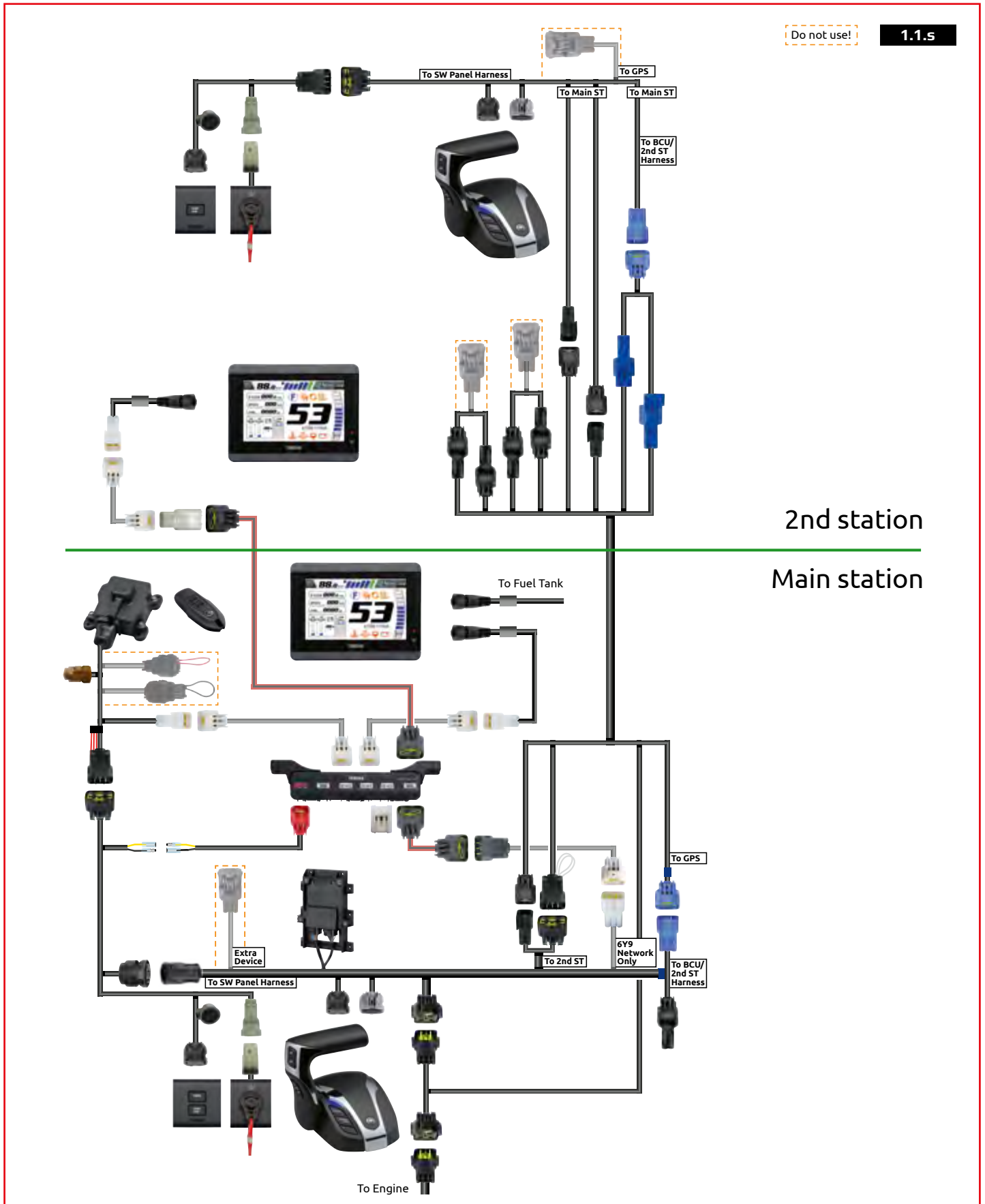
Main harness 16P	Length (m)	Main bus wire	Length	Pigtail bus wire	Length
6X6-8258A-90-00	1.5m (5 ft)	6Y8-82553-01-00	0.3m (1 ft)	6Y8-82521-01-00	0.3m (1 ft)
6X6-8258A-51-00	3.7m (12 ft)	6Y8-82553-50-00	3m (10 ft)	6Y8-82521-11-00	0.6m (2 ft)
6X6-8258A-61-00	5.2m (17 ft)	6Y8-82553-11-00	4.6m (15 ft)	6Y8-82521-21-00*	0.9m (3 ft)
6X6-8258A-01-00	6m (19 ft)	6Y8-82553-21-00	6.1m (20 ft)	6Y8-82521-31-00	1.8m (6 ft)
6X6-8258A-11-00	7m (23 ft)	6Y8-82553-31-00	7.6m (25 ft)	6Y8-82521-41-00	2.7m (9 ft)
6X6-8258A-21-00	8m (26 ft)	6Y8-82553-41-00	9.1m (30 ft)	6Y8-82521-51-00	3.6m (12 ft)
6X6-8258A-31-00	10m (32 ft)			* Max length GPS antenna connection	
6X6-8258A-41-00	12m (39 ft)				
6X6-8258A-71-00	15m (49 ft)	Helm harness	Length	Extension for Prop lights	Length
6X6-8258A-81-00	24m (79 ft)	6GR-8258A-00-00	0.9m (3 ft)	6X9-82586-20-00	6m (19 ft)
		6GR-8258A-40-00	1.8m (6 ft)	6X9-82586-30-00	9.1m (30 ft)
AP Panel Ext Harness	Length			6X9-82586-40-00	12.2m (40 ft)
6X9-82521-00-00	4.6m (15 ft)				
6X9-82521-10-00	9.1m (30 ft)				

Rigging Diagrams

DBW REMOTE CONTROL (2ND STATION)

SINGLE 2ND STATION LEVEL 1

SINGLE ENGINE	6X9 DEC TM	CL5 DISPLAY	EKS SWITCH	DES STEERING	DUAL STATION
-------------------------	----------------------	-----------------------	----------------------	------------------------	------------------------



SINGLE 2ND STATION LEVEL 1 PARTS

	Description	Qty	Note
	6X9-48205-10-00 6X9 DEC Top mount - Single	1	2nd station
	6YM-83710-14-00 CL5 display 2nd station*	1	Display only
	6YM-83553-00-00 Conversion harness for CL5	1	
LEVEL 1	6Y8-81920-11-00 Single hub	1	
	6Y8-82521-11-00 Pigtail bus wire 0.6m / 2 ft	1	Other lengths available
	6Y8-82553-11-00 Main bus wire 4.6m / 15 ft	1	Other lengths available
	6X9-762B0-80-00 EKS Kit - Single 2nd station	1	
	6X9-8258A-00-00 2nd station harness Port 5m / 16 ft	1	Other lengths available

*) For other display options, check the display section in this guide

KIT CONTENTS

6X9-762B0-80-00	EKS Kit - Single 2nd station	Qty	Note
6X9-82570-B1-00	All start / stop switch	1	
6X9-82716-60-00	EKS harness	1	
6X9-82570-70-00	Lanyard switch	1	

HARNESS OPTIONS

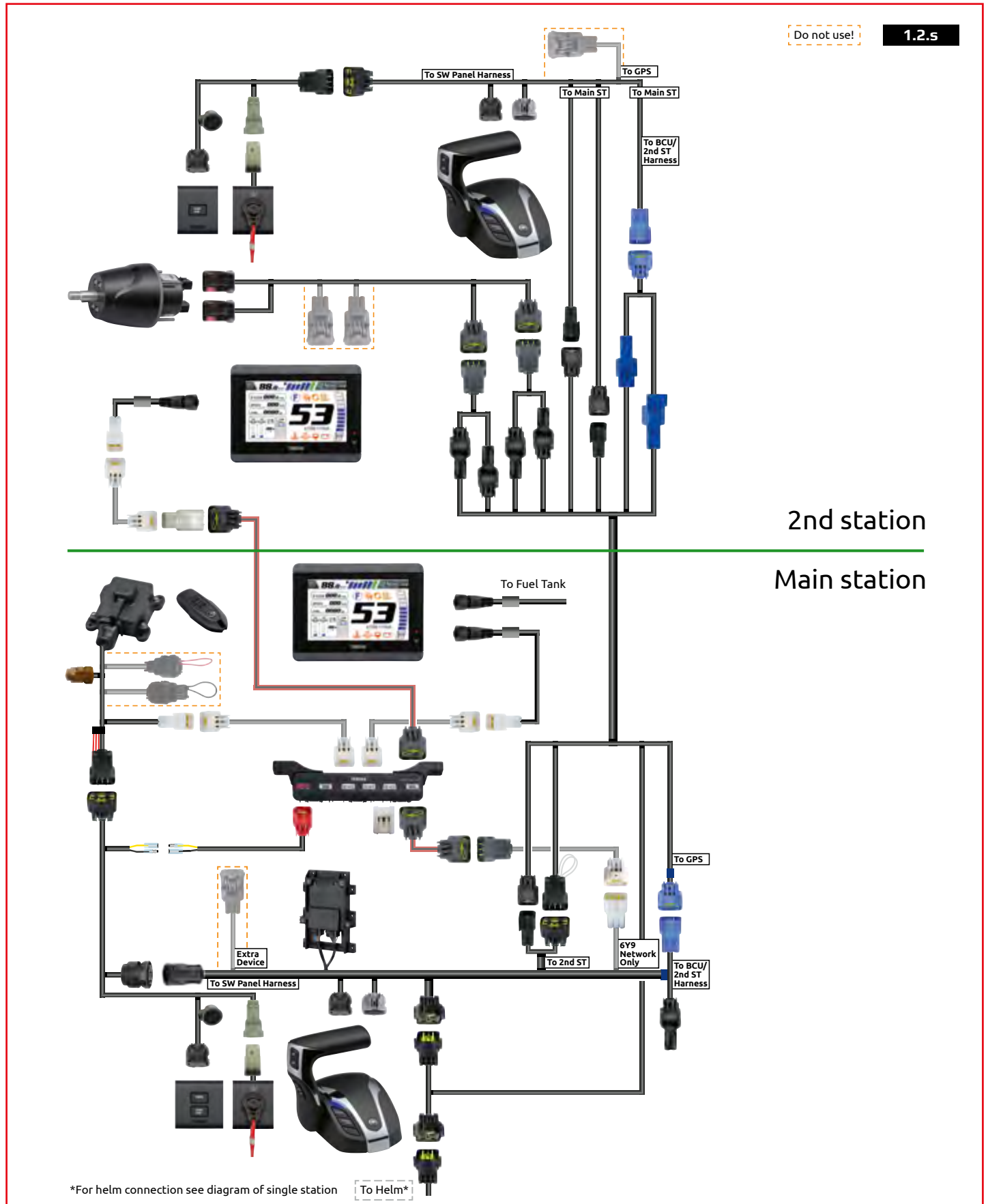
Main bus wire	Length	Pigtail bus wire	Length
6Y8-82553-01-00	0.3m (1 ft)	6Y8-82521-01-00	0.3m (1 ft)
6Y8-82553-50-00	3m (10 ft)	6Y8-82521-11-00	0.6m (2 ft)
6Y8-82553-11-00	4.6m (15 ft)	6Y8-82521-21-00	0.9m (3 ft)
6Y8-82553-21-00	6.1m (20 ft)	6Y8-82521-31-00	1.8m (6 ft)
6Y8-82553-31-00	7.6m (25 ft)	6Y8-82521-41-00	2.7m (9 ft)
6Y8-82553-41-00	9.1m (30 ft)	6Y8-82521-51-00	3.6m (12 ft)

Rigging Diagrams

DBW REMOTE CONTROL (2ND STATION)

SINGLE 2ND STATION LEVEL 2

SINGLE ENGINE	6X9 DEC TM	CL5 DISPLAY	EKS SWITCH	DES STEERING	DUAL STATION
-------------------------	----------------------	-----------------------	----------------------	------------------------	------------------------



SINGLE 2ND STATION LEVEL 2 PARTS

	Description	Qty	Note
	6X9-48205-10-00 6X9 DEC Top mount - Single	1	2nd station
	6YM-83710-14-00 CL5 display 2nd station*	1	Display only
	6YM-83553-00-00 Conversion harness for CL5	1	
	6Y8-81920-11-00 Single hub	1	
LEVEL 1	6Y8-82521-11-00 Pigtail bus wire 0.6m / 2 ft	1	Other lengths available
	6Y8-82553-11-00 Main bus wire 4.6m / 15 ft	1	Other lengths available
	6X9-762B0-80-00 EKS Kit - Single 2nd station	1	
	6X9-8258A-00-00 2nd station harness Port 5m / 16 ft	1	Other lengths available
	6GR-8258A-V0-00 Extension harness**	1	XTO only
LEVEL 2	6X9-615A0-00-00 Compact helm unit	1	Tilt type available (Kit: 6GR-762H0-00-00)
	6X9-8258A-A0-00 Helm harness 2nd station 0.9m / 3 ft	1	Other lengths available

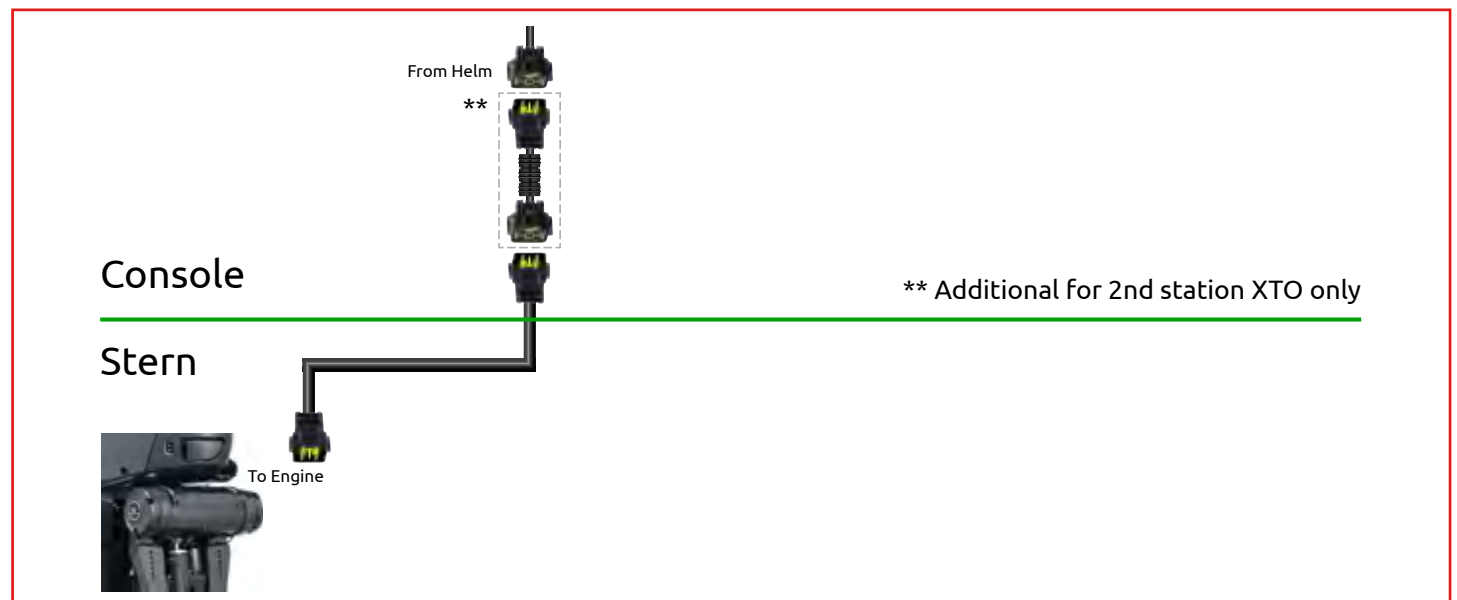
*) For other display options, check the display section in this guide

KIT CONTENTS

Part Number	Description	Qty	Note
6X9-762B0-80-00	EKS Kit - Single 2nd station	1	
6X9-82570-B1-00	All start / stop switch	1	
6X9-82716-60-00	EKS harness	1	
6X9-82570-70-00	Lanyard switch	1	

HARNESS OPTIONS

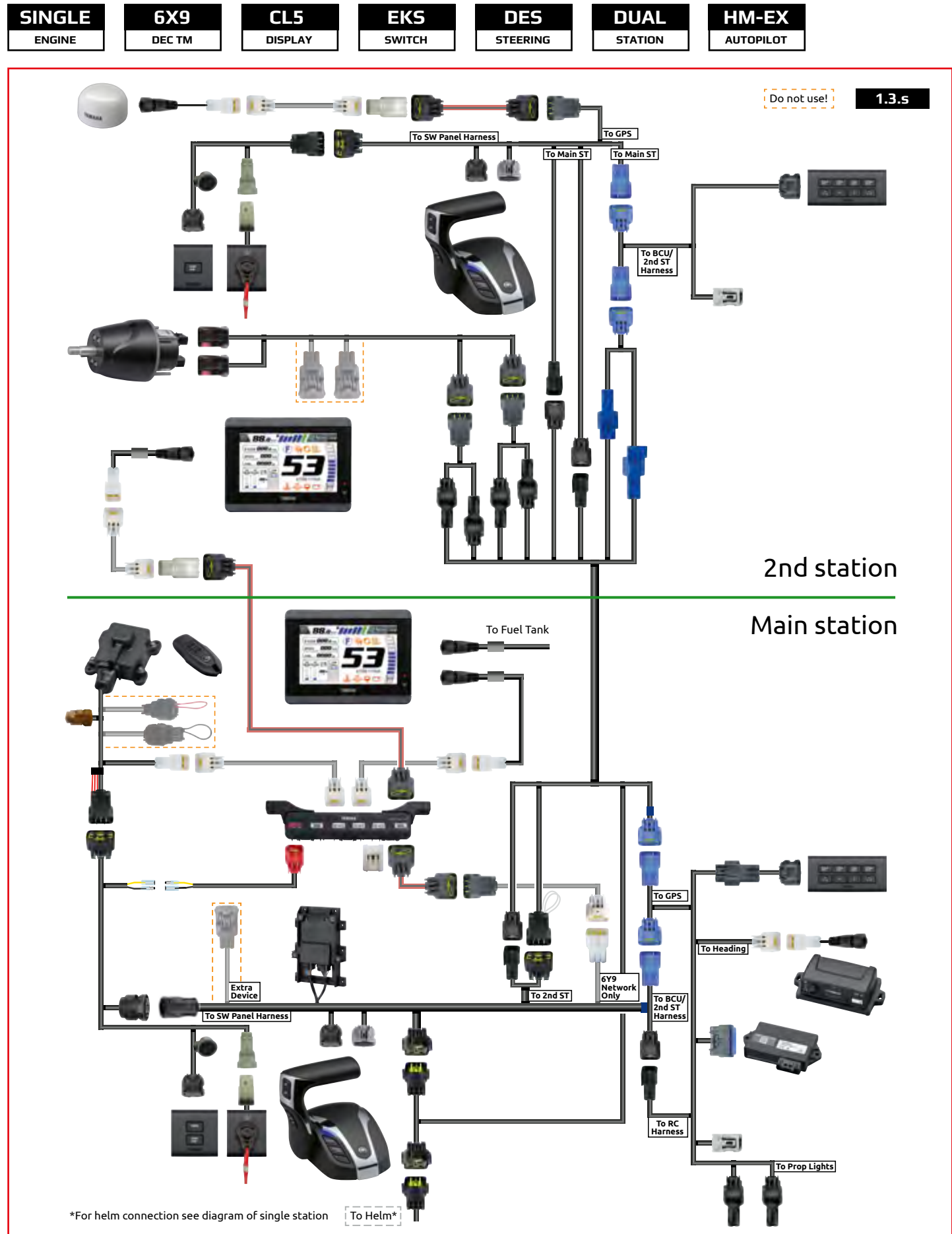
Main bus wire	Length	Pigtail bus wire	Length	2nd helm harness Port	Length
6Y8-82553-01-00	0.3m (1 ft)	6Y8-82521-01-00	0.3m (1 ft)	6X9-8258A-00-00	5m (16 ft)
6Y8-82553-50-00	3m (10 ft)	6Y8-82521-11-00	0.6m (2 ft)	6X9-8258A-10-00	8m (26 ft)
6Y8-82553-11-00	4.6m (15 ft)	6Y8-82521-21-00	0.9m (3 ft)	6X9-8258A-20-00	12m (38 ft)
6Y8-82553-21-00	6.1m (20 ft)	6Y8-82521-31-00	1.8m (6 ft)		
6Y8-82553-31-00	7.6m (25 ft)	6Y8-82521-41-00	2.7m (9 ft)		
6Y8-82553-41-00	9.1m (30 ft)	6Y8-82521-51-00	3.6m (12 ft)		



Rigging Diagrams

DBW REMOTE CONTROL (2ND STATION)

SINGLE 2ND STATION LEVEL 3



SINGLE 2ND STATION LEVEL 3 PARTS

	Description	Qty	Note
	6X9-48205-10-00 6X9 DEC Top mount - Single	1	2nd station
	6YM-83710-14-00 CL5 display 2nd station*	1	Display only
	6YM-83553-00-00 Conversion harness for CL5	1	
	6Y8-81920-11-00 Single hub	1	
LEVEL 1	6Y8-82521-11-00 Pigtail bus wire 0.6m / 2 ft	1	Other lengths available
	6Y8-82553-11-00 Main bus wire 4.6m / 15 ft	1	Other lengths available
	6X9-762B0-80-00 EKS Kit - Single 2nd station	1	
	6X9-8258A-00-00 2nd station harness Port 5m / 16 ft	1	Other lengths available
	6GR-8258A-V0-00 Extension harness**	1	XTO only
LEVEL 2	6X9-615A0-00-00 Compact Helm unit	1	Tilt type available (Kit: 6GR-762H0-00-00)
	6X9-8258A-A0-00 Helm harness 2nd station 0.9m / 3 ft	1	Other lengths available
	6X9-762P0-11-00 Autopilot kit - 2nd station	1	
LEVEL 3	6X9-82521-00-00 AP Panel Ext Harness 4.6m / 15 ft	1	(Optional) Other length available

Level 3 requires an compatible multi-function display for map functions

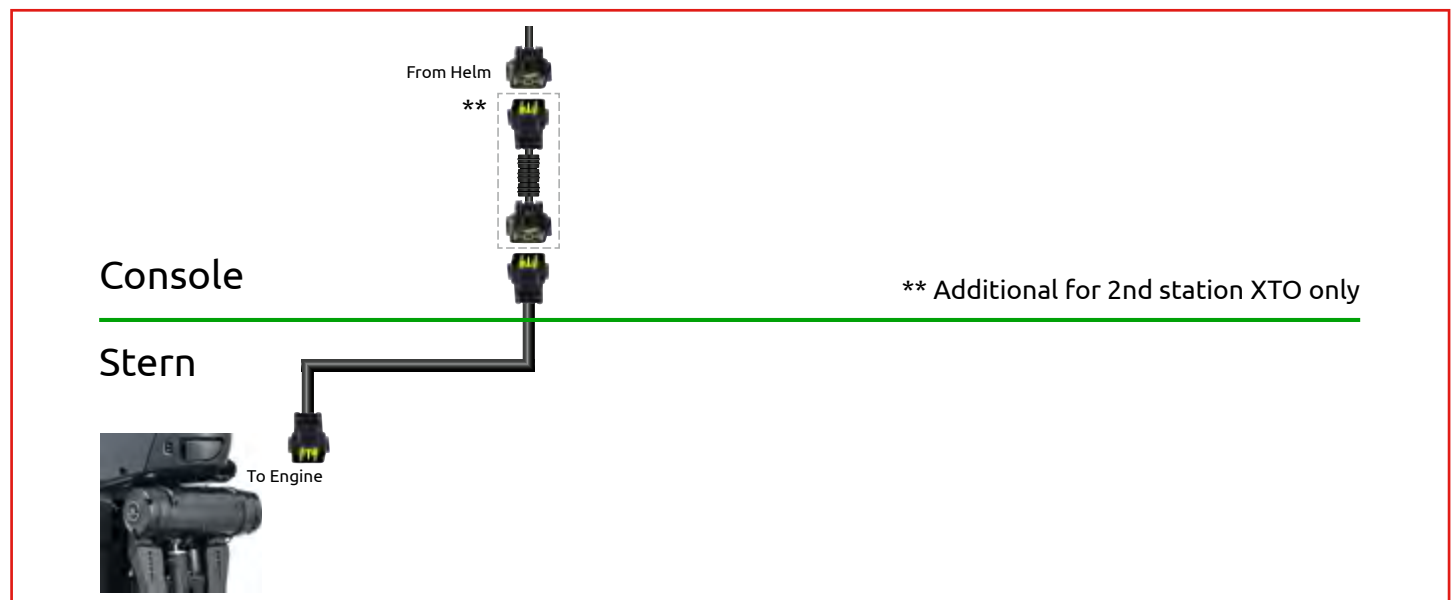
KIT CONTENTS

6X9-762B0-80-00	EKS Kit - Single 2nd station	Qty	Note
6X9-82570-B1-00	All start / stop switch	1	
6X9-82716-60-00	EKS harness	1	
6X9-82570-70-00	Lanyard switch	1	
6X9-762P0-11-00	Autopilot Kit - 2nd station	Qty	Note
6X9-8253V-01-00	Autopilot panel	1	
6X9-82386-10-00	BCU harness	1	Extention available

HARNESS OPTIONS

Main bus wire	Length	Pigtail bus wire	Length	2nd helm harness Port	Length
6Y8-82553-01-00	0.3m (1 ft)	6Y8-82521-01-00	0.3m (1 ft)	6X9-8258A-00-00	5m (16 ft)
6Y8-82553-50-00	3m (10 ft)	6Y8-82521-11-00	0.6m (2 ft)	6X9-8258A-10-00	8m (26 ft)
6Y8-82553-11-00	4.6m (15 ft)	6Y8-82521-21-00*	0.9m (3 ft)	6X9-8258A-20-00	12m (38 ft)
6Y8-82553-21-00	6.1m (20 ft)	6Y8-82521-31-00	1.8m (6 ft)		
6Y8-82553-31-00	7.6m (25 ft)	6Y8-82521-41-00	2.7m (9 ft)		
6Y8-82553-41-00	9.1m (30 ft)	6Y8-82521-51-00	3.6m (12 ft)		

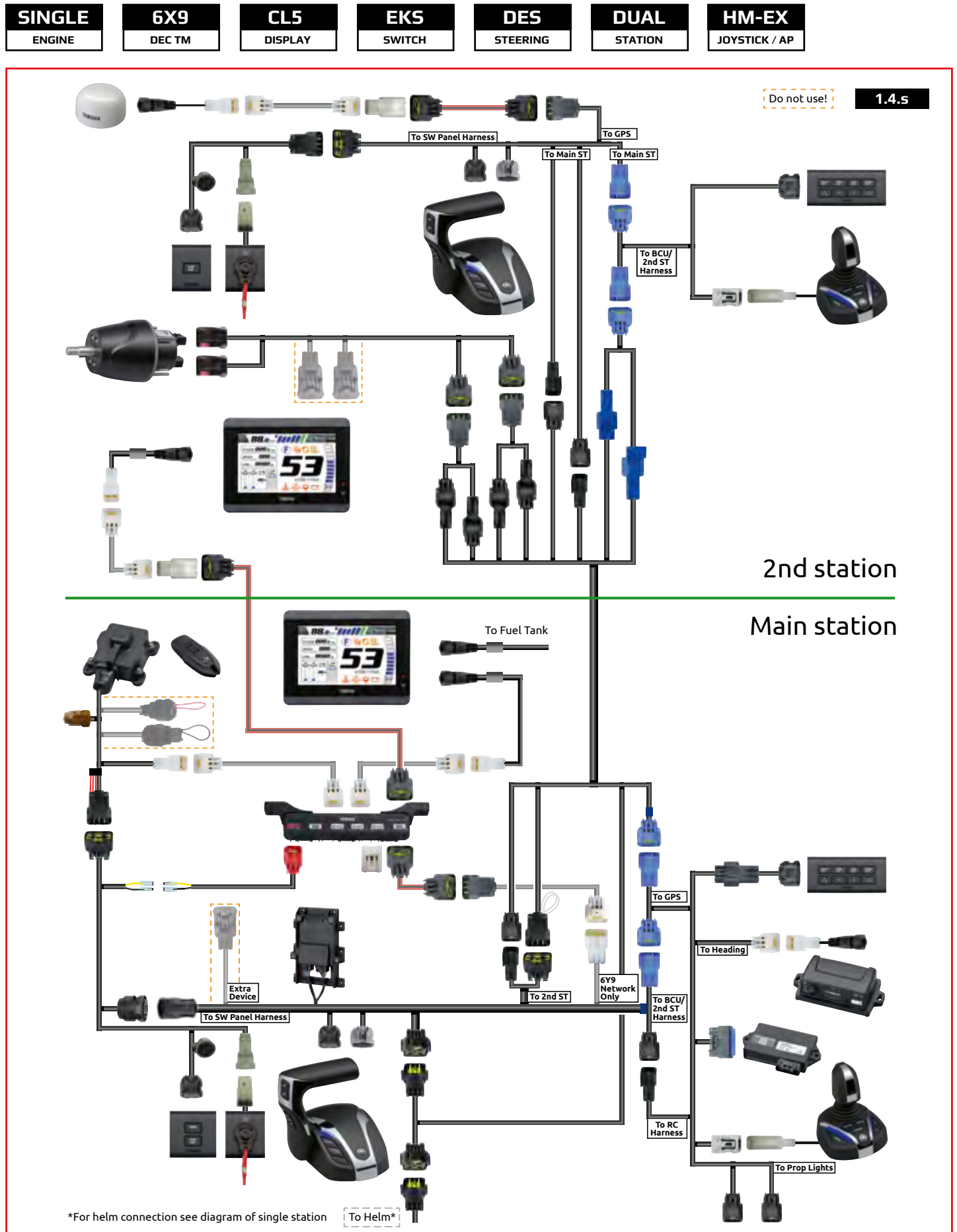
AP Panel Ext Harness	Length
6X9-82521-00-00	4.6m (15 ft)
6X9-82521-10-00	9.1m (30 ft)



Rigging Diagrams

DBW REMOTE CONTROL (2ND STATION)

SINGLE 2ND STATION LEVEL 3-4



SINGLE 2ND STATION LEVEL 3-4 PARTS

	Description	Qty	Note
	6X9-48205-10-00 6X9 DEC Top mount - Single	1	2nd station
	6YM-83710-14-00 CL5 display 2nd station*	1	Display only
	6YM-83553-00-00 Conversion harness for CL5	1	
	6Y8-81920-11-00 Single hub	1	
LEVEL 1	6Y8-82521-11-00 Pigtail bus wire 0.6m / 2 ft	1	Other lengths available
	6Y8-82553-11-00 Main bus wire 4.6m / 15 ft	1	Other lengths available
	6X9-762B0-80-00 EKS Kit - Single 2nd station	1	
	6X9-8258A-00-00 2nd station harness Port 5m / 16 ft	1	Other lengths available
	6GR-8258A-V0-00 Extension harness**	1	XTO only
LEVEL 2	6X9-615A0-00-00 Compact helm unit	1	Tilt type available (Kit: 6GR-762H0-00-00)
	6X9-8258A-A0-00 Helm harness 2nd station 0.9m / 3 ft	1	
	6X9-762P0-11-00 Autopilot Kit - 2nd station	1	
LEVEL 3-4	6X9-482A0-00-00 Joystick assy for 2nd station	1	
	6X9-82521-00-00 AP Panel Ext Harness 4.6m / 15 ft	1	(Optional) Other length available

Level 4 requires an compatible multi-function display for map functions

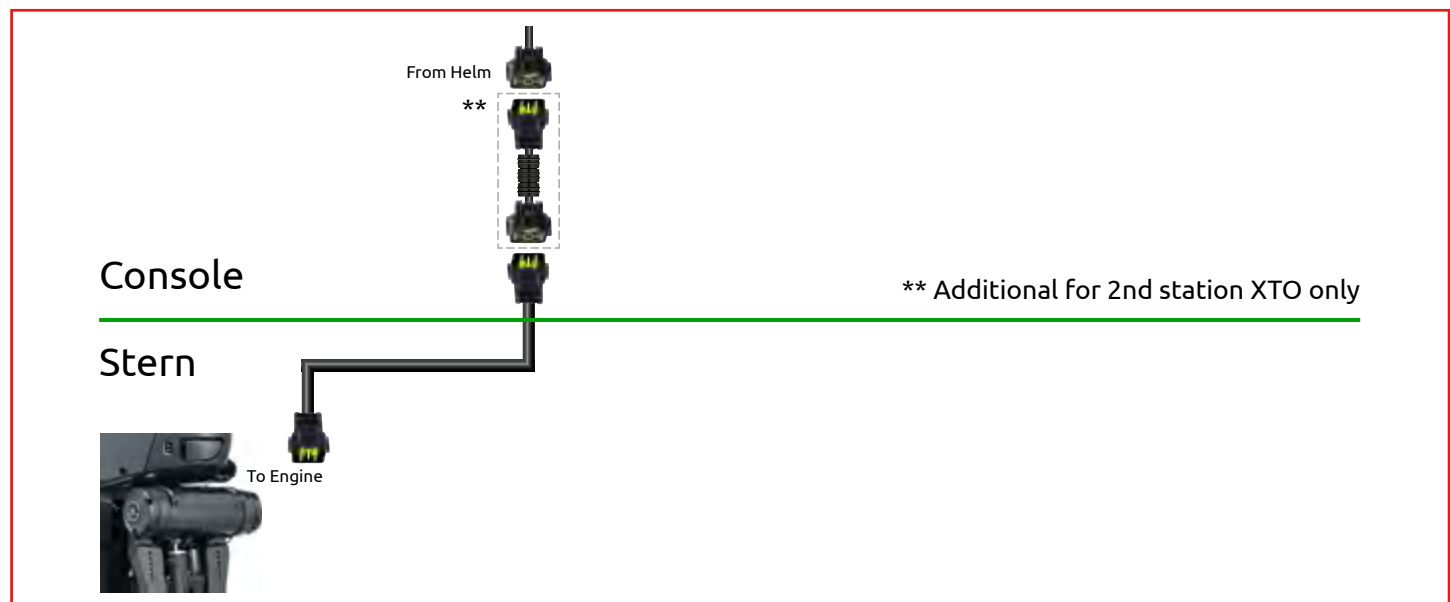
KIT CONTENTS

Part Number	Description	Qty	Note
6X9-762B0-80-00	EKS Kit - Single 2nd station		
6X9-82570-B1-00	All start / stop switch	1	
6X9-82716-60-00	EKS harness	1	
6X9-82570-70-00	Lanyard switch	1	
6X9-762P0-11-00	Autopilot Kit - 2nd station		
6X9-8253V-01-00	Autopilot panel	1	
6X9-82386-10-00	BCU harness	1	Extention available

HARNESS OPTIONS

Main bus wire	Length	Pigtail bus wire	Length	2nd helm harness Port	Length
6Y8-82553-01-00	0.3m (1 ft)	6Y8-82521-01-00	0.3m (1 ft)	6X9-8258A-00-00	5m (16 ft)
6Y8-82553-50-00	3m (10 ft)	6Y8-82521-11-00	0.6m (2 ft)	6X9-8258A-10-00	8m (26 ft)
6Y8-82553-11-00	4.6m (15 ft)	6Y8-82521-21-00*	0.9m (3 ft)	6X9-8258A-20-00	12m (38 ft)
6Y8-82553-21-00	6.1m (20 ft)	6Y8-82521-31-00	1.8m (6 ft)		
6Y8-82553-31-00	7.6m (25 ft)	6Y8-82521-41-00	2.7m (9 ft)		
6Y8-82553-41-00	9.1m (30 ft)	6Y8-82521-51-00	3.6m (12 ft)		

AP Panel Ext Harness	Length
6X9-82521-00-00	4.6m (15 ft)
6X9-82521-10-00	9.1m (30 ft)

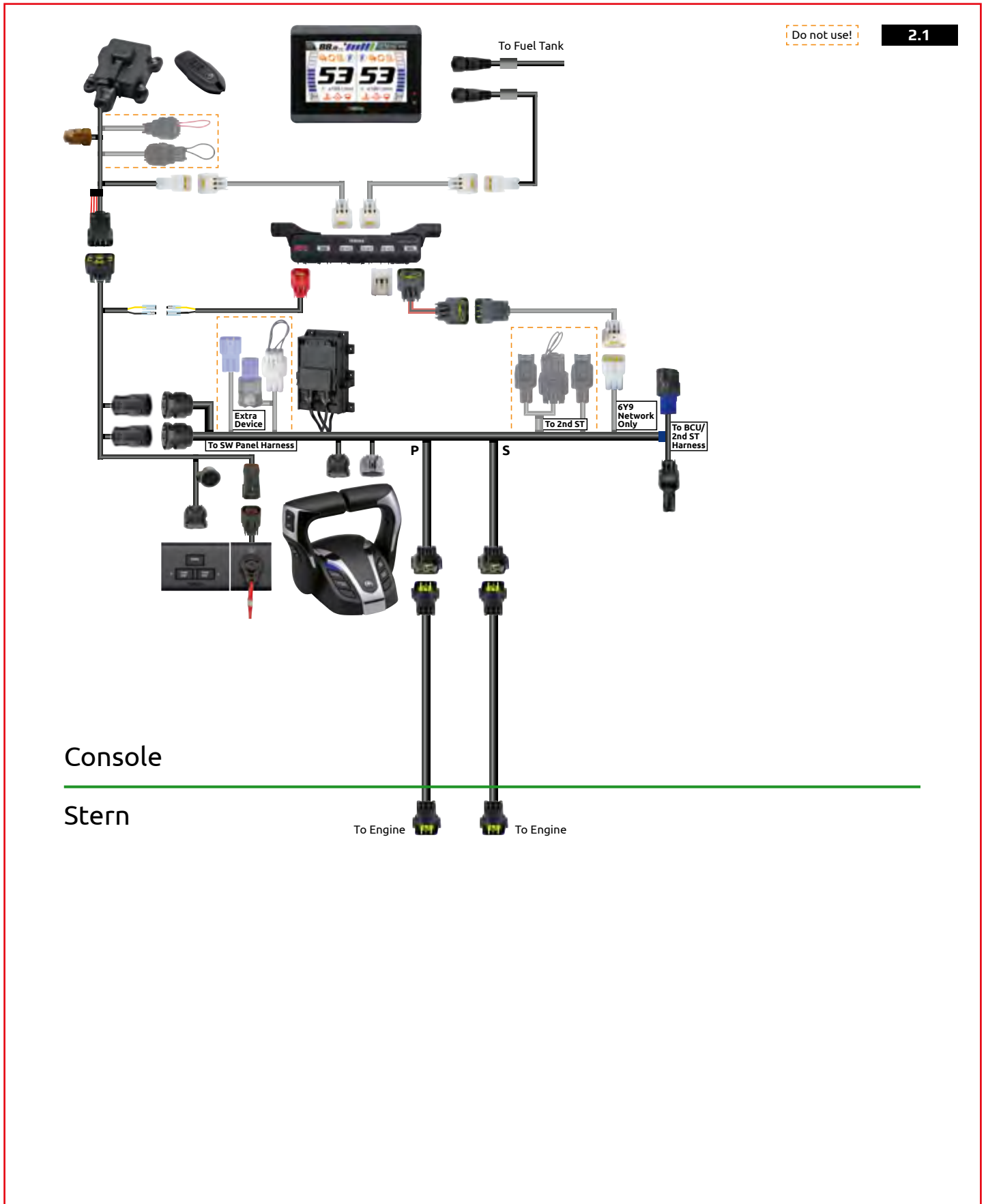


Rigging Diagrams

DBW REMOTE CONTROL (MAIN STATION)

TWIN LEVEL 1

TWIN ENGINE	6X9 DEC TM	CL5 DISPLAY	EKS SWITCH	DES STEERING	SINGLE STATION
-----------------------	----------------------	-----------------------	----------------------	------------------------	--------------------------



TWIN LEVEL 1 PARTS

	Description	Qty	Note
	6X9-48207-01-00	6X9 DEC Top mount - Twin	1
	6YM-762G0-05-00	CL5 Color Touch Gauge Kit - DEC*	1
LEVEL 1	6X9-762B0-15-00	EKS Kit - Twin	1
	6X6-8258A-21-00	Main harness 16P 26ft / 8m	1 Other lengths available
	6X6-8258A-31-00	Main harness 16P 32ft / 10m	1 Other lengths available

*) For other display options, check the display section in this guide

KIT CONTENTS

6YM-762G0-05-00	CL5 Color Touch Gauge Kit - DEC	Qty	Note
6YM-83710-14-00	CL5 display	1	
6YM-83553-00-00	Conversion harness	1	0.9 m (3 ft)
6YD-8356N-00-00	Fuel tank wire	1	
6Y8-81920-01-00	Multi hub	1	
6Y9-83553-00-00	Conversion harness	1	
6Y8-82553-01-00	Main bus wire	1	0.3m (1 ft), other lengths available
6Y8-82521-31-00	Pigtail bus wire	1	1.8m (6 ft), other lengths available
6Y8-83553-02-00	System power supply	1	
6Y8-82582-11-00	Terminal cap white	2	

6X9-762B0-15-00	EKS Kit - Twin	Qty	Note
6X9-82570-11-00	Power switch	1	
6X9-82716-31-00	EKS harness	1	
6X9-82570-80-00	Lanyard switch	1	
6X9-86254-00-00	Immobilizer + key fob (2pcs)	1	433Mhz
6Y8-82521-11-00	Pigtail bus wire	1	0.6m (2 ft)
6Y8-48277-00-00	Sticker	1	

HARNESS OPTIONS

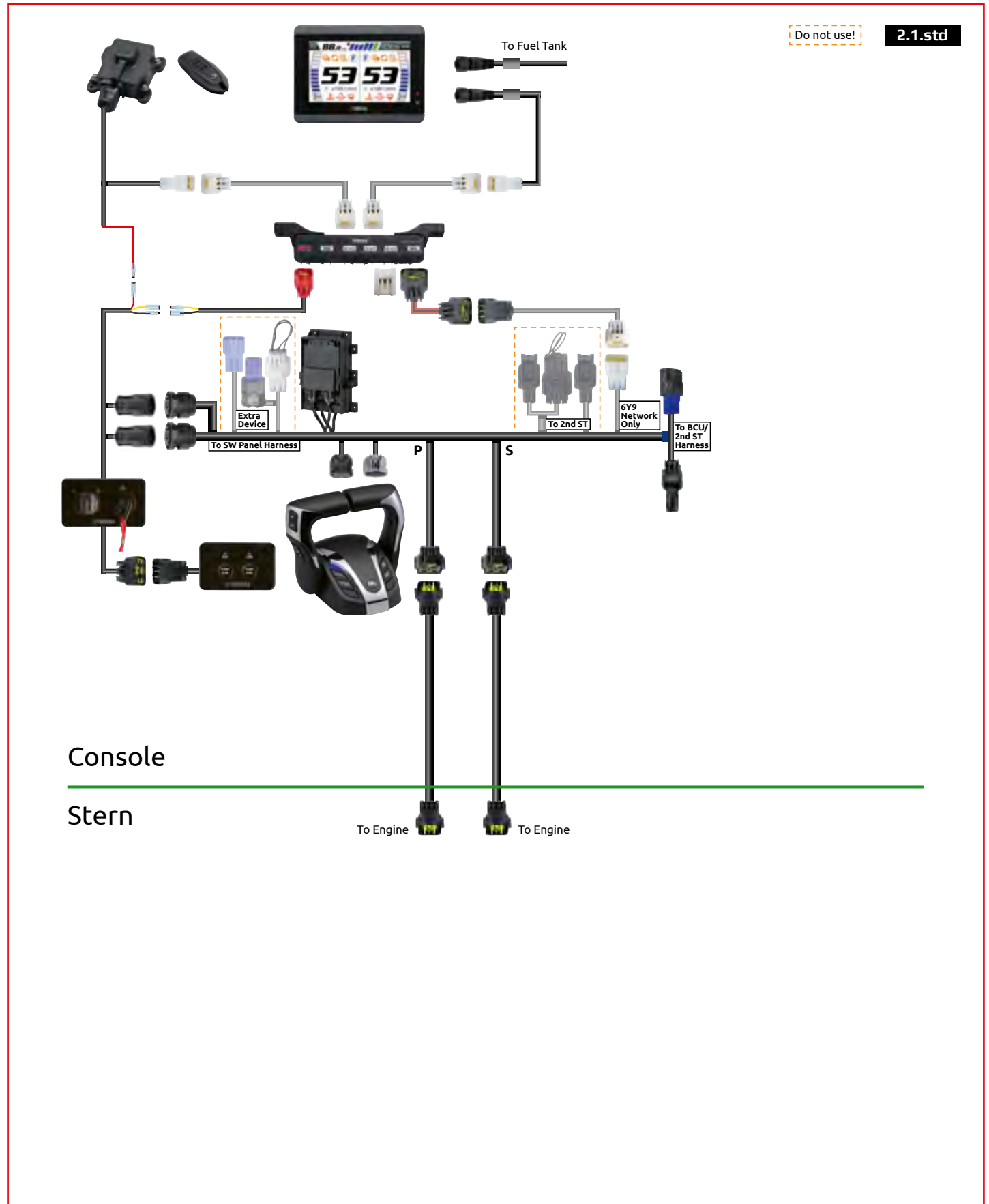
Main harness 16P	Length (m)	Main bus wire	Length	Pigtail bus wire	Length
6X6-8258A-90-00	1.5m (5 ft)	6Y8-82553-01-00	0.3m (1 ft)	6Y8-82521-01-00	0.3m (1 ft)
6X6-8258A-51-00	3.7m (12 ft)	6Y8-82553-50-00	3m (10 ft)	6Y8-82521-11-00	0.6m (2 ft)
6X6-8258A-61-00	5.2m (17 ft)	6Y8-82553-11-00	4.6m (15 ft)	6Y8-82521-21-00	0.9m (3 ft)
6X6-8258A-01-00	6m (19 ft)	6Y8-82553-21-00	6.1m (20 ft)	6Y8-82521-31-00	1.8m (6 ft)
6X6-8258A-11-00	7m (23 ft)	6Y8-82553-31-00	7.6m (25 ft)	6Y8-82521-41-00	2.7m (9 ft)
6X6-8258A-21-00	8m (26 ft)	6Y8-82553-41-00	9.1m (30 ft)	6Y8-82521-51-00	3.6m (12 ft)
6X6-8258A-31-00	10m (32 ft)				
6X6-8258A-41-00	12m (39 ft)				
6X6-8258A-71-00	15m (49 ft)				
6X6-8258A-81-00	24m (79 ft)				

Rigging Diagrams

DBW REMOTE CONTROL (MAIN STATION)

TWIN LEVEL 1 STANDARD

TWIN ENGINE	6X9 DEC TM	CL5 DISPLAY	STD SWITCH	DES STEERING	SINGLE STATION
-----------------------	----------------------	-----------------------	----------------------	------------------------	--------------------------



TWIN LEVEL 1 STANDARD PARTS

	Description	Qty	Note	
LEVEL 1	6X9-48207-03-00	6X9 DEC Top mount - Twin	1	
	6YM-762G0-05-00	CL5 Color Touch Gauge Kit - DEC*	1	
	6X9-762D0-02-00	Immobilizer Kit	1	
	6X6-762B0-01-00	Main switch Kit	1	All start option 6X6-82570-D0-00
	6X6-8258A-21-00	Main harness 16P 8m / 26 ft	1	Other lengths available
	6X6-8258A-31-00	Main harness 16P 10m / 32 ft	1	Other lengths available

*) For other display options, check the display section in this guide

KIT CONTENTS

	Description	Qty	Note
6YM-762G0-05-00	CL5 Color Touch Gauge Kit - DEC	1	
6YM-83710-14-00	CL5 display	1	
6YM-83553-00-00	Conversion harness	1	0.9 m (3 ft)
6YD-8356N-00-00	Fuel tank wire	1	
6Y8-81920-01-00	Multihub	1	
6Y9-83553-00-00	Conversion harness	1	
6Y8-82553-01-00	Main bus wire	1	0.3m (1 ft), other lengths available
6Y8-82521-31-00	Pigtail bus wire	1	1.8m (6 ft), other lengths available
6Y8-83553-02-00	System power supply	1	
6Y8-82582-11-00	Terminal cap white	2	
6X9-762D0-02-00	Immobilizer Kit	1	
6X9-86254-00-00	Immobilizer + key Fob (2pcs)	1	433Mhz
6Y8-82521-11-00	Pigtail bus wire	1	0.6m (2 ft)
6Y8-48277-00-00	Sticker	1	

HARNESS OPTIONS

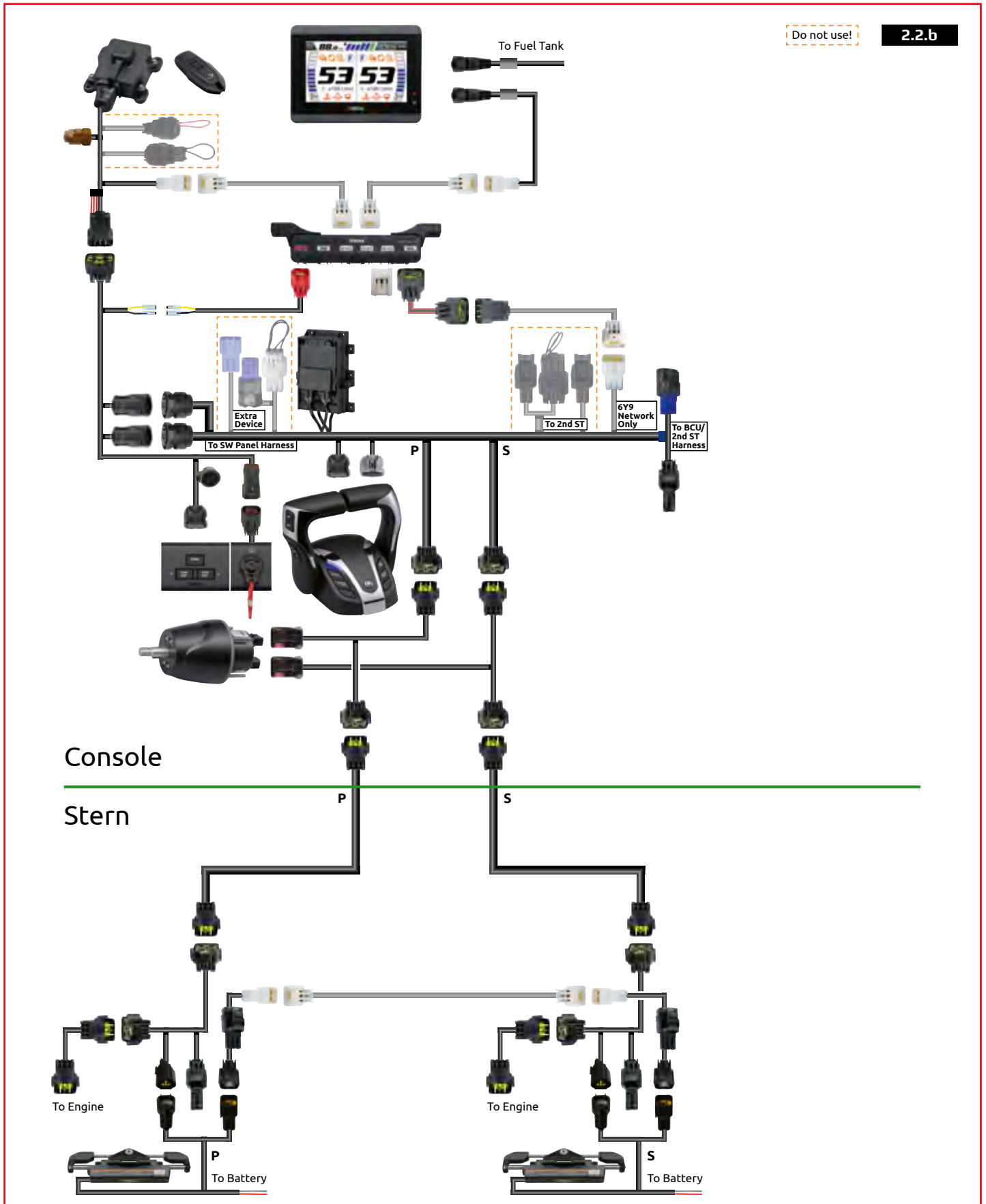
Main harness 16P	Length (m)	Main bus wire	Length	Pigtail bus wire	Length
6X6-8258A-90-00	1.5m (5 ft)	6Y8-82553-01-00	0.3m (1 ft)	6Y8-82521-01-00	0.3m (1 ft)
6X6-8258A-51-00	3.7m (12 ft)	6Y8-82553-50-00	3m (10 ft)	6Y8-82521-11-00	0.6m (2 ft)
6X6-8258A-61-00	5.2m (17 ft)	6Y8-82553-11-00	4.6m (15 ft)	6Y8-82521-21-00	0.9m (3 ft)
6X6-8258A-01-00	6m (19 ft)	6Y8-82553-21-00	6.1m (20 ft)	6Y8-82521-31-00	1.8m (6 ft)
6X6-8258A-11-00	7m (23 ft)	6Y8-82553-31-00	7.6m (25 ft)	6Y8-82521-41-00	2.7m (9 ft)
6X6-8258A-21-00	8m (26 ft)	6Y8-82553-41-00	9.1m (30 ft)	6Y8-82521-51-00	3.6m (12 ft)
6X6-8258A-31-00	10m (32 ft)				
6X6-8258A-41-00	12m (39 ft)				
6X6-8258A-71-00	15m (49 ft)				
6X6-8258A-81-00	24m (79 ft)				

Rigging Diagrams

DBW REMOTE CONTROL (MAIN STATION)

TWIN LEVEL 2 BOLT-ON

TWIN ENGINE	6X9 DEC TM	CL5 DISPLAY	EKS SWITCH	DES BOLT-ON	SINGLE STATION
-----------------------	----------------------	-----------------------	----------------------	-----------------------	--------------------------



TWIN LEVEL 2 BOLT-ON PARTS

	Description	Qty	Note	
LEVEL 1	6X9-48207-01-00	6X9 DEC Top mount - Twin	1	
	6YM-762G0-05-00	CL5 Color Touch Gauge Kit - DEC*	1	
	6X9-762B0-15-00	EKS Kit - Twin	1	
	6X6-8258A-21-00	Main harness 16P 26ft / 8m	1	Other lengths available
	6X6-8258A-31-00	Main harness 16P 32ft / 10m	1	Other lengths available
LEVEL 2	6X9-762S0-01-00	Bolt-on DES Kit	2	
	6X9-438A0-00-00	Steering actuator harness 2.4m / 8 ft	2	Other lengths available
	6X6-8258A-51-00	Main harness 16P 3.7m / 12 ft	2	Other lengths available
	6X9-615A0-00-00	Compact helm unit	1	Tilt type available (Kit: 6GR-762H0-00-00)
	6Y8-82521-11-00	Pigtail bus wire 0.6m / 2 ft	1	Other lengths available
	6GR-81115-00-00	SCU link harness (Port/Stbd) 1.5m (5 ft)	2	Other lengths available
	6GR-8258A-10-00	Helm harness main station Twin/Triple/Quad 0.9m / 3 ft	2	Other lengths available

*) For other display options, check the display section in this guide

KIT CONTENTS

Part Number	Description	Qty	Note
6YM-762G0-05-00	CL5 Color Touch Gauge Kit - DEC	1	
6YM-83710-14-00	CL5 display	1	
6YM-83553-00-00	Conversion harness	1	0.9 m (3 ft)
6YD-8356N-00-00	Fuel tank wire	1	
6Y8-81920-01-00	Multihub	1	
6Y9-83553-00-00	Conversion harness	1	
6Y8-82553-01-00	Main bus wire	1	0.3m (1 ft), other lengths available
6Y8-82521-31-00	Pigtail bus wire	1	1.8m (6 ft), other lengths available
6Y8-83553-02-00	System power supply	1	
6Y8-82582-11-00	Terminal cap white	2	

Part Number	Description	Qty	Note
6X9-762B0-15-00	EKS Kit - Twin	1	
6X9-82570-11-00	Power Switch	1	
6X9-82716-31-00	EKS harness	1	
6X9-82570-80-00	Lanyard switch	1	
6X9-86254-00-00	Immobilizer + key fob (2pcs)	1	433Mhz
6Y8-82521-11-00	Pigtail bus wire	1	0.6m (2 ft)
6Y8-48277-00-00	Sticker	1	

Part Number	Description	Qty	Note
6X9-762S0-00-00	Bolt-on DES Kit	1	
6X9-42401-00-00	Actuator	1	
6X9-8258A-90-00	Split harness	1	

HARNESS OPTIONS

Main harness 16P	Length (m)	Main bus wire	Length	Pigtail bus wire	Length
6X6-8258A-90-00	1.5m (5 ft)	6Y8-82553-01-00	0.3m (1 ft)	6Y8-82521-01-00	0.3m (1 ft)
6X6-8258A-51-00	3.7m (12 ft)	6Y8-82553-50-00	3m (10 ft)	6Y8-82521-11-00	0.6m (2 ft)
6X6-8258A-61-00	5.2m (17 ft)	6Y8-82553-11-00	4.6m (15 ft)	6Y8-82521-21-00	0.9m (3 ft)
6X6-8258A-01-00	6m (19 ft)	6Y8-82553-21-00	6.1m (20 ft)	6Y8-82521-31-00	1.8m (6 ft)
6X6-8258A-11-00	7m (23 ft)	6Y8-82553-31-00	7.6m (25 ft)	6Y8-82521-41-00	2.7m (9 ft)
6X6-8258A-21-00	8m (26 ft)	6Y8-82553-41-00	9.1m (30 ft)	6Y8-82521-51-00	3.6m (12 ft)

Steering actuator harness	Length	Helm harness	Length
6X9-438A0-00-00	2.4m (8 ft)	6GR-8258A-11-00	0.9m (3 ft)
6X9-438A0-10-00	4.5m (15 ft)	6GR-8258A-51-00	1.8m (6 ft)
		6GR-8258A-61-00	2.7m (9 ft)

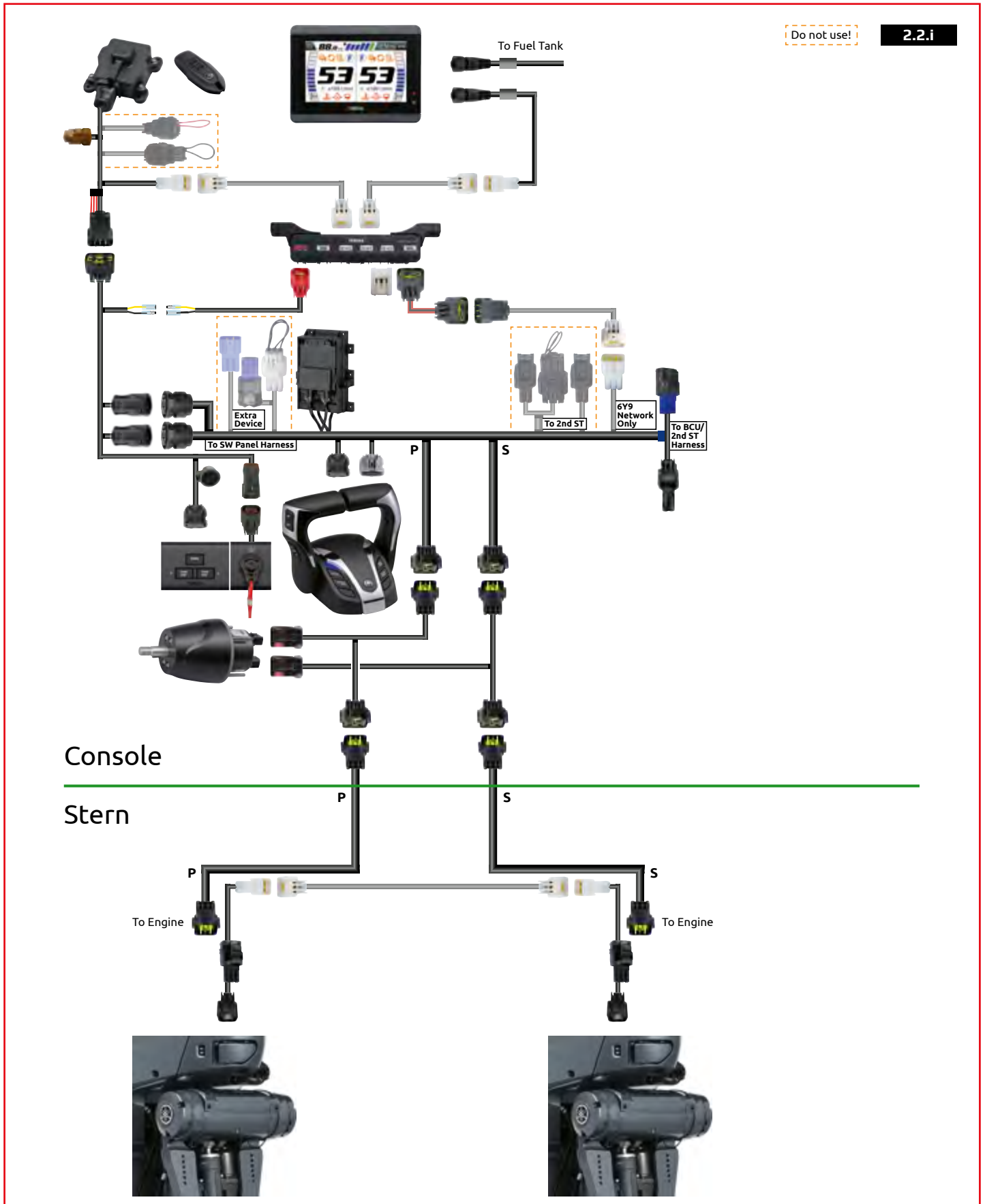
SCU Link harness P/S	Length
6X9-81115-00-00	0.3m (1 ft)
6GR-81115-00-00	1.5m (5 ft)
6GR-81115-10-00	3.0m (10 ft)

Rigging Diagrams

DBW REMOTE CONTROL (MAIN STATION)

TWIN LEVEL 2 INTEGRATED

TWIN ENGINE	6X9 DEC TM	CL5 DISPLAY	EKS SWITCH	DES INTEGRATED	SINGLE STATION
-----------------------	----------------------	-----------------------	----------------------	--------------------------	--------------------------



TWIN LEVEL 2 INTEGRATED PARTS

	Description	Qty	Note
	6X9-48207-01-00	6X9 DEC Top mount - Twin	1
	6YM-762G0-05-00	CL5 Color Touch Gauge Kit - DEC*	1
LEVEL 1	6X9-762B0-15-00	EKS Kit - Twin	1
	6X6-8258A-21-00	Main harness 16P 26ft / 8m	1 Other lengths available
	6X6-8258A-31-00	Main harness 16P 32ft / 10m	1 Other lengths available
	6X9-615A0-00-00	Compact helm unit	1 Tilt type available (Kit: 6GR-762H0-00-00)
LEVEL 2	6GR-81115-00-00	SCU link harness (Port/ Stbd) 1.5m (5 ft)	2 Other lengths available
	6Y8-82521-11-00	Pigtail bus wire 0.6m / 2 ft	1 Other lengths available
	6GR-8258A-10-00	Helm harness main station Twin/Triple/Quad 0.9m / 3 ft	2 Other lengths available

*) For other display options, check the display section in this guide

KIT CONTENTS

	Description	Qty	Note
6YM-762G0-05-00	CL5 Color Touch Gauge Kit - DEC	1	
6YM-83710-14-00	CL5 display	1	
6YM-83553-00-00	Conversion harness	1	0.9 m (3 ft)
6YD-8356N-00-00	Fuel tank wire	1	
6Y8-81920-01-00	Multi hub	1	
6Y9-83553-00-00	Conversion harness	1	
6Y8-82553-01-00	Main bus wire	1	0.3m (1 ft), other lengths available
6Y8-82521-31-00	Pigtail bus wire	1	1.8m (6 ft), other lengths available
6Y8-83553-02-00	System power supply	1	
6Y8-82582-11-00	Terminal cap white	2	

	Description	Qty	Note
6X9-762B0-15-00	EKS Kit - Twin	1	
6X9-82570-11-00	Power Switch	1	
6X9-82716-31-00	EKS harness	1	
6X9-82570-80-00	Lanyard switch	1	
6X9-86254-00-00	Immobilizer + key fob (2pcs)	1	433Mhz
6Y8-82521-11-00	Pigtail bus wire	1	0.6m (2 ft)
6Y8-48277-00-00	Sticker	1	

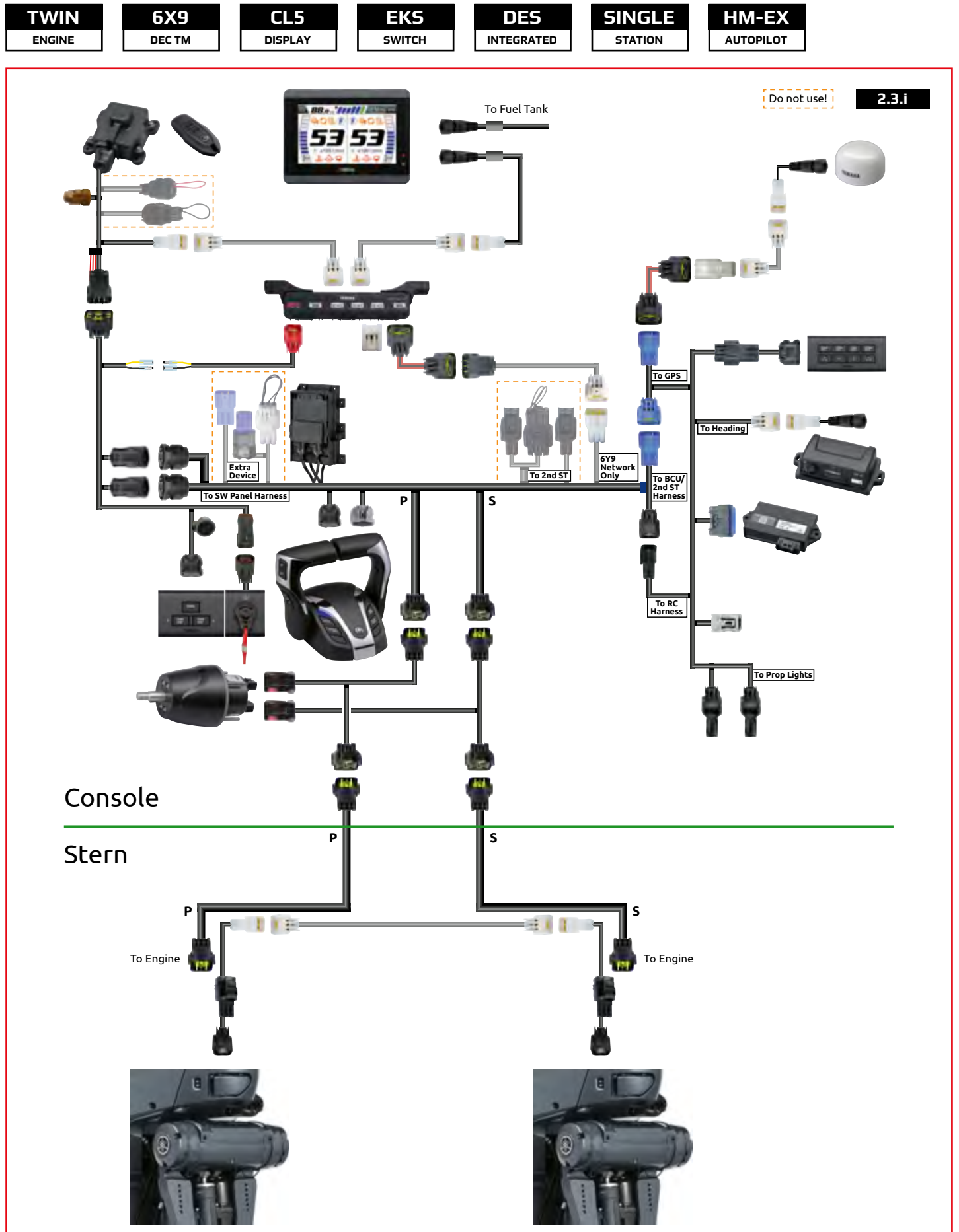
HARNESS OPTIONS

Main harness 16P	Length (m)	Main bus wire	Length	Pigtail bus wire	Length
6X6-8258A-90-00	1.5m (5 ft)	6Y8-82553-01-00	0.3m (1 ft)	6Y8-82521-01-00	0.3m (1 ft)
6X6-8258A-51-00	3.7m (12 ft)	6Y8-82553-50-00	3m (10 ft)	6Y8-82521-11-00	0.6m (2 ft)
6X6-8258A-61-00	5.2m (17 ft)	6Y8-82553-11-00	4.6m (15 ft)	6Y8-82521-21-00	0.9m (3 ft)
6X6-8258A-01-00	6m (19 ft)	6Y8-82553-21-00	6.1m (20 ft)	6Y8-82521-31-00	1.8m (6 ft)
6X6-8258A-11-00	7m (23 ft)	6Y8-82553-31-00	7.6m (25 ft)	6Y8-82521-41-00	2.7m (9 ft)
6X6-8258A-21-00	8m (26 ft)	6Y8-82553-41-00	9.1m (30 ft)	6Y8-82521-51-00	3.6m (12 ft)
6X6-8258A-31-00	10m (32 ft)				
6X6-8258A-41-00	12m (39 ft)	Helm harness	Length	SCU Link harness P/S	Length
6X6-8258A-71-00	15m (49 ft)	6GR-8258A-10-00	0.9m (3 ft)	6X9-81115-00-00	0.3m (1 ft)
6X6-8258A-81-00	24m (79 ft)	6GR-8258A-50-00	1.8m (6 ft)	6GR-81115-00-00	1.5m (5 ft)
		6GR-8258A-60-00	2.7m (9 ft)	6GR-81115-10-00	3.0m (10 ft)

Rigging Diagrams

DBW REMOTE CONTROL (MAIN STATION)

TWIN LEVEL 3 INTEGRATED



TWIN LEVEL 3 INTEGRATED PARTS

	Description	Qty	Note	
LEVEL 1	6X9-48207-01-00	6X9 DEC Top mount - Twin	1	
	6YM-762G0-05-00	CL5 Color Touch Gauge Kit - DEC*	1	
	6X9-762B0-15-00	EKS Kit - Twin	1	
	6X6-8258A-21-00	Main harness 16P 26ft / 8m	1	Other lengths available
	6X6-8258A-31-00	Main harness 16P 32ft / 10m	1	Other lengths available
LEVEL 2	6X9-615A0-00-00	Compact helm unit	1	Tilt type available (Kit: 6GR-762H0-00-00)
	6GR-81115-00-00	SCU link harness (Port/ Stbd) 1.5m (5 ft)	2	Other lengths available
	6Y8-82521-11-00	Pigtail bus wire 0.6m / 2 ft	1	Other lengths available
	6GR-8258A-10-00	Helm harness main station Twin/Triple/Quad 0.9m / 3 ft	2	Other lengths available
LEVEL 3	6X9-762P0-06-00	Autopilot Kit	1	
	6Y8-82553-50-00	Main bus wire 3m / 10 ft	1	Other length available
	6Y8-82521-01-00	Pigtail bus wire 0.3m / 1 ft	1	Other length available
	6X9-82521-00-00	AP Panel Ext Harness 4.6m / 15 ft	1	(Optional) Other length available

Level 3 requires an compatible multi-function display for map functions
 *) For other display options, check the display section in this guide

KIT CONTENTS

Part Number	Description	Qty	Note
6YM-762G0-05-00	CL5 Color Touch Gauge Kit - DEC	1	
6YM-83710-14-00	CL5 display	1	
6YM-83553-00-00	Conversion harness	1	0.9 m (3 ft)
6YD-8356N-00-00	Fuel tank wire	1	
6Y8-81920-01-00	Multi hub	1	
6Y9-83553-00-00	Conversion harness	1	
6Y8-82553-01-00	Main bus wire	1	0.3m (1 ft), other lengths available
6Y8-82521-31-00	Pigtail bus wire	1	1.8m (6 ft), other lengths available
6Y8-83553-02-00	System power supply	1	
6Y8-82582-11-00	Terminal cap white	2	

Part Number	Description	Qty	Note	Part Number	Description	Qty	Note
6X9-762B0-15-00	EKS Kit - Twin	1		6X9-762P0-06-00	Autopilot Kit	1	
6X9-82570-11-00	Power switch	1		6X9-8253V-01-00	Autopilot panel	1	
6X9-82716-31-00	EKS harness	1		6X9-88107-00-00	GPS antenna	1	
6X9-82570-80-00	Lanyard switch	1		6X9-8A410-00-00	Heading sensor	1	
6X9-86254-00-00	Immobilizer + key fob (2pcs)	1	433Mhz	6X9-8591T-13-00	Boat Control Unit	1	
6Y8-82521-11-00	Pigtail bus wire	1	0.6m (2 ft)	6Y8-81920-11-00	Single hub	1	
6Y8-48277-00-00	Sticker	1		6X9-82386-01-00	BCU harness	1	Ext. available
				6YM-83553-00-00	Conversion harness	2	0.9m (3 ft)

HARNESS OPTIONS

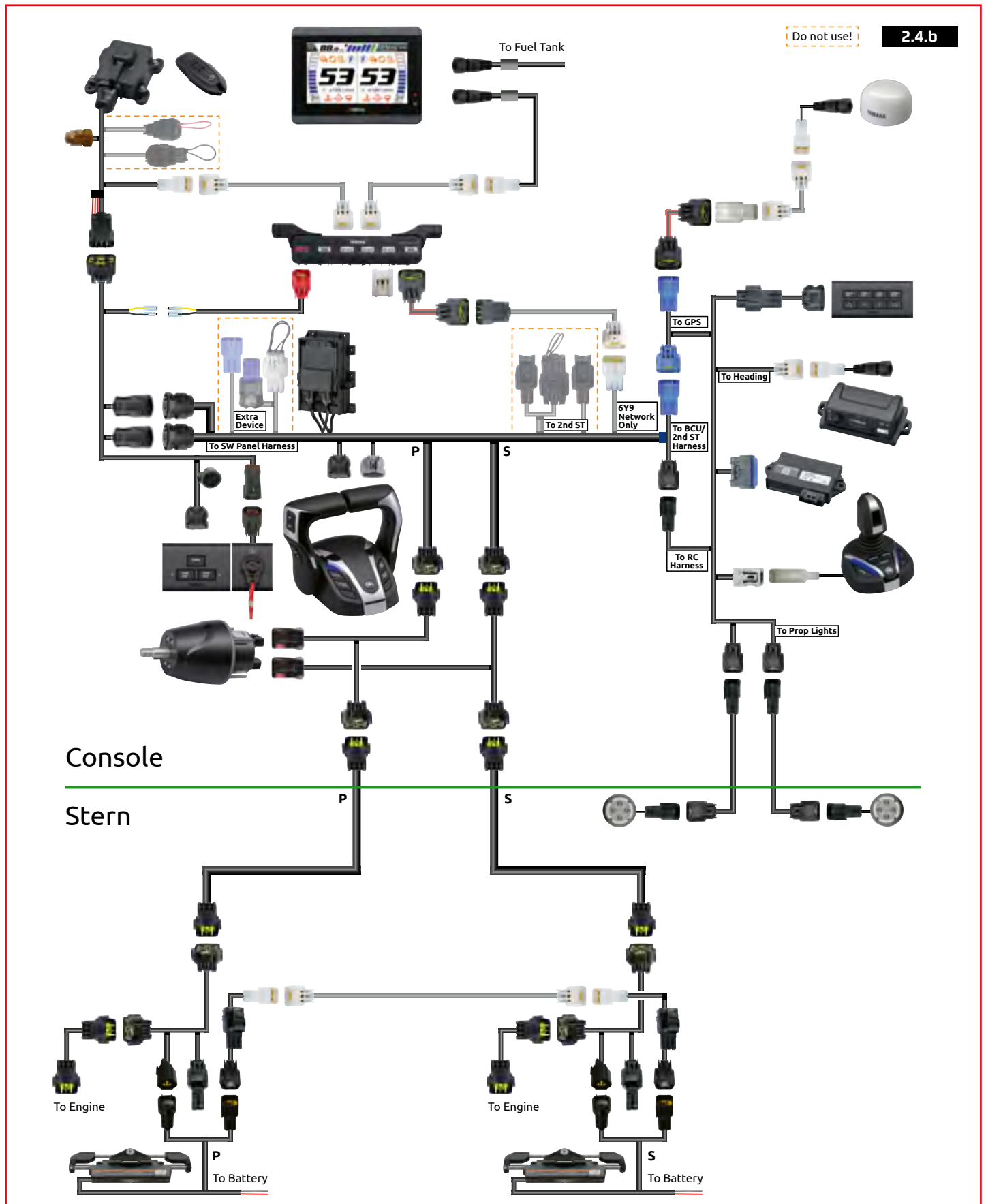
Main harness 16P	Length (m)	Main bus wire	Length	Pigtail bus wire	Length
6X6-8258A-90-00	1.5m (5 ft)	6Y8-82553-01-00	0.3m (1 ft)	6Y8-82521-01-00	0.3m (1 ft)
6X6-8258A-51-00	3.7m (12 ft)	6Y8-82553-50-00	3m (10 ft)	6Y8-82521-11-00	0.6m (2 ft)
6X6-8258A-61-00	5.2m (17 ft)	6Y8-82553-11-00	4.6m (15 ft)	6Y8-82521-21-00*	0.9m (3 ft)
6X6-8258A-01-00	6m (19 ft)	6Y8-82553-21-00	6.1m (20 ft)	6Y8-82521-31-00	1.8m (6 ft)
6X6-8258A-11-00	7m (23 ft)	6Y8-82553-31-00	7.6m (25 ft)	6Y8-82521-41-00	2.7m (9 ft)
6X6-8258A-21-00	8m (26 ft)	6Y8-82553-41-00	9.1m (30 ft)	6Y8-82521-51-00	3.6m (12 ft)
6X6-8258A-31-00	10m (32 ft)			* Max length GPS antenna connection	
6X6-8258A-41-00	12m (39 ft)	Helm harness	Length	SCU Link harness P/S	Length
6X6-8258A-71-00	15m (49 ft)	6GR-8258A-11-00	0.9m (3 ft)	6X9-81115-00-00	0.3m (1 ft)
6X6-8258A-81-00	24m (79 ft)	6GR-8258A-51-00	1.8m (6 ft)	6GR-81115-00-00	1.5m (5 ft)
		6GR-8258A-61-00	2.7m (9 ft)	6GR-81115-10-00	3.0m (10 ft)
Extension for Prop lights	Length	AP Panel Ext Harness	Length		
6X9-82586-20-00	6m (19 ft)	6X9-82521-00-00	4.6m (15 ft)		
6X9-82586-30-00	9.1m (30 ft)	6X9-82521-10-00	9.1m (30 ft)		
6X9-82586-40-00	12.2m (40 ft)				

Rigging Diagrams

DBW REMOTE CONTROL (MAIN STATION)

TWIN LEVEL 3-4 BOLT-ON

TWIN ENGINE	6X9 DEC TM	CL5 DISPLAY	EKS SWITCH	DES BOLT-ON	SINGLE STATION	HM-EX JOYSTICK / AP
-----------------------	----------------------	-----------------------	----------------------	-----------------------	--------------------------	-------------------------------



TWIN LEVEL 3-4 BOLT-ON PARTS

	Description	Qty	Note	
LEVEL 1	6X9-48207-01-00	6X9 DEC Top mount - Twin	1	
	6YM-762G0-05-00	CL5 Color Touch Gauge Kit - DEC*	1	
	6X9-762B0-15-00	EKS Kit - Twin	1	
	6X6-8258A-21-00	Main harness 16P 26ft / 8m	1	Other lengths available
	6X6-8258A-31-00	Main harness 16P 32ft / 10m	1	Other lengths available
LEVEL 2	6X9-76250-01-00	Bolt-on DES Kit	2	
	6X9-438A0-00-00	Steering actuator harness 2.4m / 8 ft	2	Other lengths available
	6X6-8258A-51-00	Main harness 16P 3.7m / 12 ft	2	Other lengths available
	6X9-615A0-00-00	Compact helm unit	1	Tilt type available (Kit: 6GR-762H0-00-00)
	6Y8-82521-11-00	Pigtail bus wire 0.6m / 2 ft	1	Other lengths available
	6GR-81115-00-00	SCU link harness (Port/ Stbd) 1.5m (5 ft)	2	Other lengths available
LEVEL 3-4	6GR-8258A-10-00	Helm harness main station Twin/Triple/Quad 0.9m / 3 ft	2	Other lengths available
	6X9-762J0-16-00	Joystick/Autopilot Kit - Twin	1	
	6Y8-82553-50-00	Main bus wire 3m / 10 ft	1	Other lengths available
	6Y8-82521-01-00	Pigtail bus wire 0.3m / 1 ft	1	Other lengths available
	6X9-82521-00-00	AP Panel Ext Harness 4.6m / 15 ft	1	(Optional) Other length available

Level 3 requires an compatible multi-function display for map functions

KIT CONTENTS

Part Number	Description	Qty	Note
6YM-762G0-05-00	CL5 Color Touch Gauge Kit - DEC	1	
6YM-83710-14-00	CL5 Display	1	
6YM-83553-00-00	Conversion harness	1	0.9 m (3 ft)
6YD-8356N-00-00	Fuel tank wire	1	
6Y8-81920-01-00	Multi hub	1	
6Y9-83553-00-00	Conversion harness	1	
6Y8-82553-01-00	Main bus wire	1	0.3m (1 ft), other lengths available
6Y8-82521-31-00	Pigtail bus wire	1	1.8m (6 ft), other lengths available
6Y8-83553-02-00	System power supply	1	
6Y8-82582-11-00	Terminal cap white	2	

Part Number	Description	Qty	Note	Part Number	Description	Qty	Note
6X9-762B0-15-00	EKS Kit - Twin	1		6X9-762J0-16-00	Joystick/AP Kit - Twin	1	
6X9-82570-11-00	Power switch	1		6X9-8253V-01-00	Autopilot panel	1	
6X9-82716-31-00	EKS harness	1		6X9-88107-00-00	GPS antenna	1	
6X9-82570-80-00	Lanyard switch	1		6X9-8A410-00-00	Heading sensor	1	
6X9-86254-00-00	Immobilizer + key fob (2pcs)	1	433Mhz	6X9-8591T-22-00	Boat Control Unit	1	
6Y8-82521-11-00	Pigtail bus wire	1	0.6m (2 ft)	6Y8-81920-11-00	Single hub	1	
6Y8-48277-00-00	Sticker	1		6X9-82386-01-00	BCU harness	1	Ext. available
6X9-76250-00-00	Bolt-on DES Kit	2		6YM-83553-00-00	Conversion harness	2	0.9m (3 ft)
6X9-42401-00-00	Actuator	1		6X9-482A0-00-00	Joystick assy	1	level 4 only
6X9-8258A-90-00	Split harness	1		6ES-83720-02-00	Prop lights	2	level 4 only

HARNESS OPTIONS

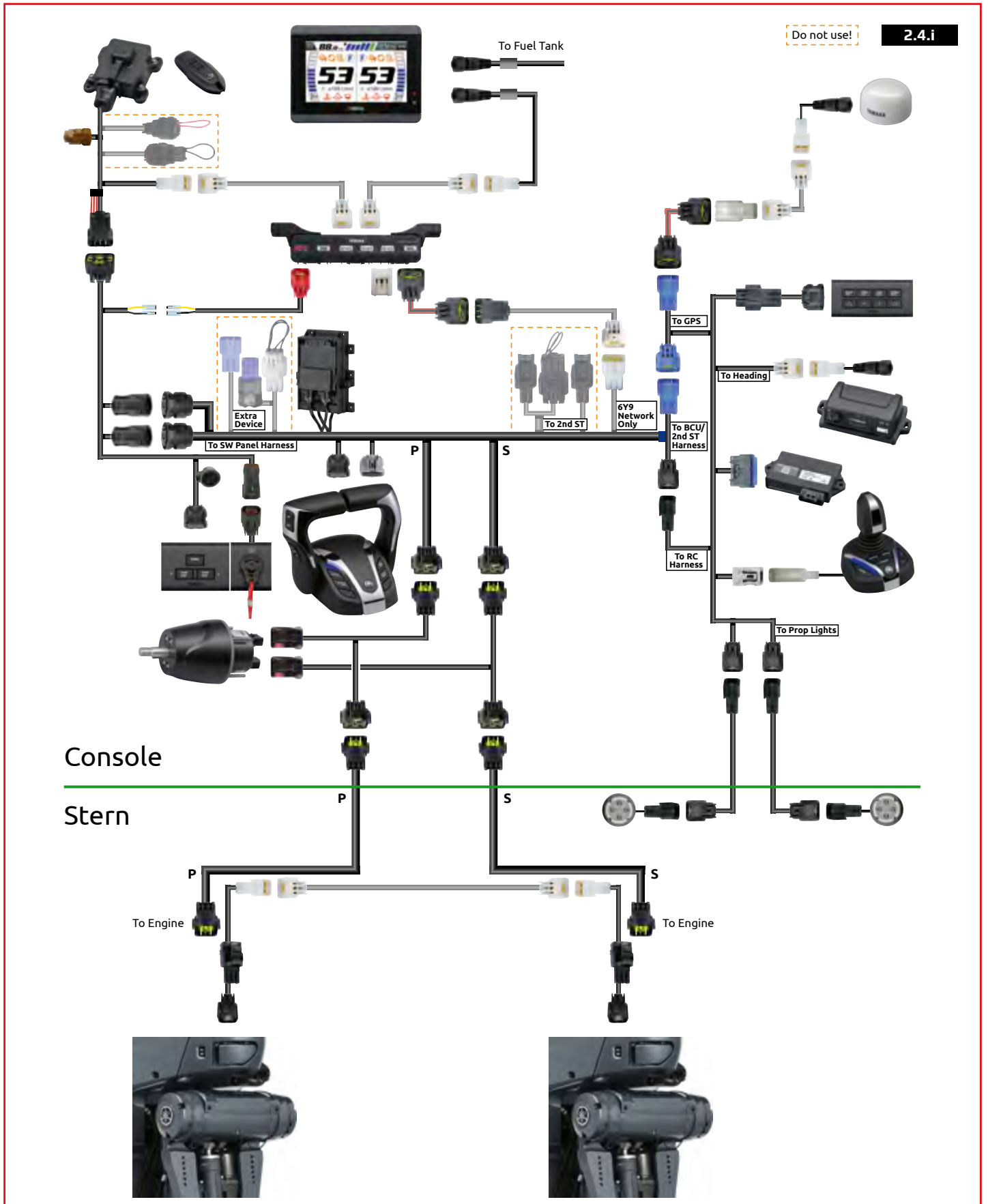
Main harness 16P	Length (m)	Main bus wire	Length	Pigtail bus wire	Length
6X6-8258A-90-00	1.5m (5 ft)	6Y8-82553-01-00	0.3m (1 ft)	6Y8-82521-01-00	0.3m (1 ft)
6X6-8258A-51-00	3.7m (12 ft)	6Y8-82553-50-00	3m (10 ft)	6Y8-82521-11-00	0.6m (2 ft)
6X6-8258A-61-00	5.2m (17 ft)	6Y8-82553-11-00	4.6m (15 ft)	6Y8-82521-21-00*	0.9m (3 ft)
6X6-8258A-01-00	6m (19 ft)	6Y8-82553-21-00	6.1m (20 ft)	6Y8-82521-31-00	1.8m (6 ft)
6X6-8258A-11-00	7m (23 ft)	6Y8-82553-31-00	7.6m (25 ft)	6Y8-82521-41-00	2.7m (9 ft)
6X6-8258A-21-00	8m (26 ft)	6Y8-82553-41-00	9.1m (30 ft)	6Y8-82521-51-00	3.6m (12 ft)
6X6-8258A-31-00	10m (32 ft)			* Max length GPS antenna connection	
6X6-8258A-41-00	12m (39 ft)	Steering actuator harness	Length	Helm harness	Length
6X6-8258A-71-00	15m (49 ft)	6X9-438A0-00-00	2.4m (8 ft)	6GR-8258A-11-00	0.9m (3 ft)
6X6-8258A-81-00	24m (79 ft)	6X9-438A0-10-00	4.5m (15 ft)	6GR-8258A-51-00	1.8m (6 ft)
				6GR-8258A-61-00	2.7m (9 ft)
SCU Link harness P/S	Length	Extension for Prop lights	Length	AP Panel Ext Harness	Length
6X9-81115-00-00	0.3m (1 ft)	6X9-82586-20-00	6m (19 ft)	6X9-82521-00-00	4.6m (15 ft)
6GR-81115-00-00	1.5m (5 ft)	6X9-82586-30-00	9.1m (30 ft)	6X9-82521-10-00	9.1m (30 ft)
6GR-81115-10-00	3.0m (10 ft)	6X9-82586-40-00	12.2m (40 ft)		

Rigging Diagrams

DBW REMOTE CONTROL (MAIN STATION)

TWIN LEVEL 3-4 INTEGRATED

TWIN ENGINE	6X9 DEC TM	CL5 DISPLAY	EKS SWITCH	DES INTEGRATED	SINGLE STATION	HM-EX JOYSTICK / AP
-----------------------	----------------------	-----------------------	----------------------	--------------------------	--------------------------	-------------------------------



TWIN LEVEL 3-4 INTEGRATED PARTS

	Description	Qty	Note	
LEVEL 1	6X9-48207-01-00	6X9 DEC Top mount - Twin	1	
	6YM-762G0-05-00	CL5 Color Touch Gauge Kit - DEC*	1	
	6X9-762B0-15-00	EKS Kit - Twin	1	
	6X6-8258A-21-00	Main harness 16P 26ft / 8m	1	Other lengths available
	6X6-8258A-31-00	Main harness 16P 32ft / 10m	1	Other lengths available
LEVEL 2	6X9-615A0-00-00	Compact helm unit	1	Tilt type available (Kit: 6GR-762H0-00-00)
	6GR-81115-00-00	SCU link harness (Port/ Stbd) 1.5m (5 ft)	2	Other lengths available
	6Y8-82521-11-00	Pigtail bus wire 0.6m / 2 ft	1	Other lengths available
	6GR-8258A-10-00	Helm harness main station Twin/Triple/Quad 0.9m / 3 ft	2	Other lengths available
LEVEL 3-4	6X9-762J0-16-00	Joystick/Autopilot Kit - Twin	1	
	6Y8-82553-50-00	Main bus wire 3m / 10 ft	1	Other lengths available
	6Y8-82521-01-00	Pigtail bus wire 0.3m / 1 ft	1	Other lengths available
	6X9-82521-00-00	AP Panel Ext Harness 4.6m / 15 ft	1	(Optional) Other length available

Level 3 requires an compatible multi-function display for map functions

KIT CONTENTS

Part Number	Description	Qty	Note
6YM-762G0-05-00	CL5 Color Touch Gauge Kit - DEC	1	
6YM-83710-14-00	CL5 display	1	
6YM-83553-00-00	Conversion harness	1	0.9 m (3 ft)
6YD-8356N-00-00	Fuel tank wire	1	
6Y8-81920-01-00	Multi hub	1	
6Y9-83553-00-00	Conversion harness	1	
6Y8-82553-01-00	Main bus wire	1	0.3m (1 ft), other lengths available
6Y8-82521-31-00	Pigtail bus wire	1	1.8m (6 ft), other lengths available
6Y8-83553-02-00	System power supply	1	
6Y8-82582-11-00	Terminal cap white	2	

Part Number	Description	Qty	Note	Part Number	Description	Qty	Note
6X9-762B0-15-00	EKS Kit - Twin	1		6X9-762J0-16-00	Joystick/AP Kit - Twin	1	
6X9-82570-11-00	Power switch	1		6X9-8253V-01-00	Autopilot panel	1	
6X9-82716-31-00	EKS harness	1		6X9-88107-00-00	GPS antenna	1	
6X9-82570-80-00	Lanyard switch	1		6X9-8A410-00-00	Heading sensor	1	
6X9-86254-00-00	Immobilizer + key fob (2pcs)	1	433Mhz	6X9-8591T-23-00	Boat Control Unit	1	
6Y8-82521-11-00	Pigtail bus wire	1	0.6m (2 ft)	6Y8-81920-11-00	Single hub	1	
6Y8-48277-00-00	Sticker	1		6X9-82386-01-00	BCU harness	1	Ext. available
				6YM-83553-00-00	Conversion harness	2	0.9m (3 ft)
				6X9-482A0-00-00	Joystick assy	1	level 4 only
				6ES-83720-02-00	Prop lights	2	level 4 only

HARNESS OPTIONS

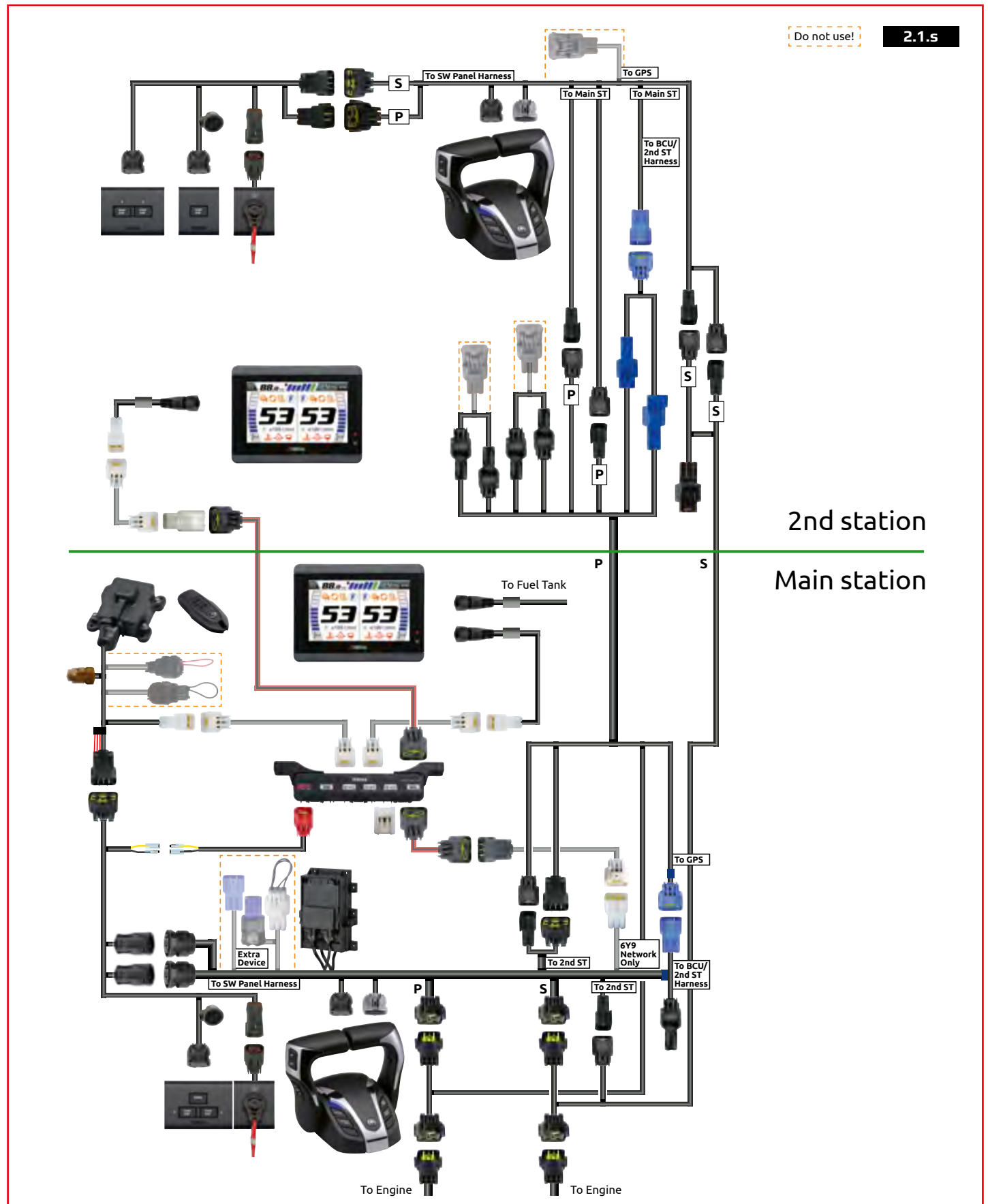
Main harness 16P	Length (m)	Main bus wire	Length	Pigtail bus wire	Length
6X6-8258A-90-00	1.5m (5 ft)	6Y8-82553-01-00	0.3m (1 ft)	6Y8-82521-01-00	0.3m (1 ft)
6X6-8258A-51-00	3.7m (12 ft)	6Y8-82553-50-00	3m (10 ft)	6Y8-82521-11-00	0.6m (2 ft)
6X6-8258A-61-00	5.2m (17 ft)	6Y8-82553-11-00	4.6m (15 ft)	6Y8-82521-21-00*	0.9m (3 ft)
6X6-8258A-01-00	6m (19 ft)	6Y8-82553-21-00	6.1m (20 ft)	6Y8-82521-31-00	1.8m (6 ft)
6X6-8258A-11-00	7m (23 ft)	6Y8-82553-31-00	7.6m (25 ft)	6Y8-82521-41-00	2.7m (9 ft)
6X6-8258A-21-00	8m (26 ft)	6Y8-82553-41-00	9.1m (30 ft)	6Y8-82521-51-00	3.6m (12 ft)
6X6-8258A-31-00	10m (32 ft)			* Max length GPS antenna connection	
6X6-8258A-41-00	12m (39 ft)	Helm Harness	Length	SCU Link harness P/S	Length
6X6-8258A-71-00	15m (49 ft)	6GR-8258A-11-00	0.9m (3 ft)	6X9-81115-00-00	0.3m (1 ft)
6X6-8258A-81-00	24m (79 ft)	6GR-8258A-51-00	1.8m (6 ft)	6GR-81115-00-00	1.5m (5 ft)
		6GR-8258A-61-00	2.7m (9 ft)	6GR-81115-10-00	3.0m (10 ft)
Extension for Prop lights	Length	AP Panel Ext Harness	Length		
6X9-82586-20-00	6m (19 ft)	6X9-82521-00-00	4.6m (15 ft)		
6X9-82586-30-00	9.1m (30 ft)	6X9-82521-10-00	9.1m (30 ft)		
6X9-82586-40-00	12.2m (40 ft)				

Rigging Diagrams

DBW REMOTE CONTROL (2ND STATION)

TWIN 2ND STATION LEVEL 1

TWIN ENGINE	6X9 DEC TM	CL5 DISPLAY	EKS SWITCH	DES STEERING	DUAL STATION
-----------------------	----------------------	-----------------------	----------------------	------------------------	------------------------



TWIN 2ND STATION LEVEL 1 PARTS

	Description	Qty	Note
	6X9-48207-10-00 6X9 DEC Top mount - Twin/Triple/Quad	1	2nd station
	6YM-762G0-05-00 CL5 display 2nd station*	1	Display only
	6YM-83553-00-00 Conversion harness for CL5	1	
	6Y8-81920-11-00 Single hub	1	
LEVEL 1	6Y8-82521-11-00 Pigtail bus wire 0.6m / 2 ft	1	Other lengths available
	6Y8-82553-11-00 Main bus wire 4.6m / 15 ft	1	Other lengths available
	6X9-762B0-91-00 EKS Kit - Twin 2nd station	1	
	6X9-8258A-00-00 2nd station harness Port 5m / 16 ft	1	Other lengths available
	6X9-8258A-30-00 2nd station harness Stbd 5m / 16 ft	1	Other lengths available

*) For other display options, check the display section in this guide

KIT CONTENTS

Part Number	Description	Qty	Note
6X9-762B0-91-00	EKS Kit - Twin 2nd station		
6X9-82570-B1-00	All start / stop switch	1	
6X9-82570-30-00	Individual start / stop	1	
6X9-82716-70-00	EKS harness	1	
6X9-82570-80-00	Lanyard switch	1	

HARNESS OPTIONS

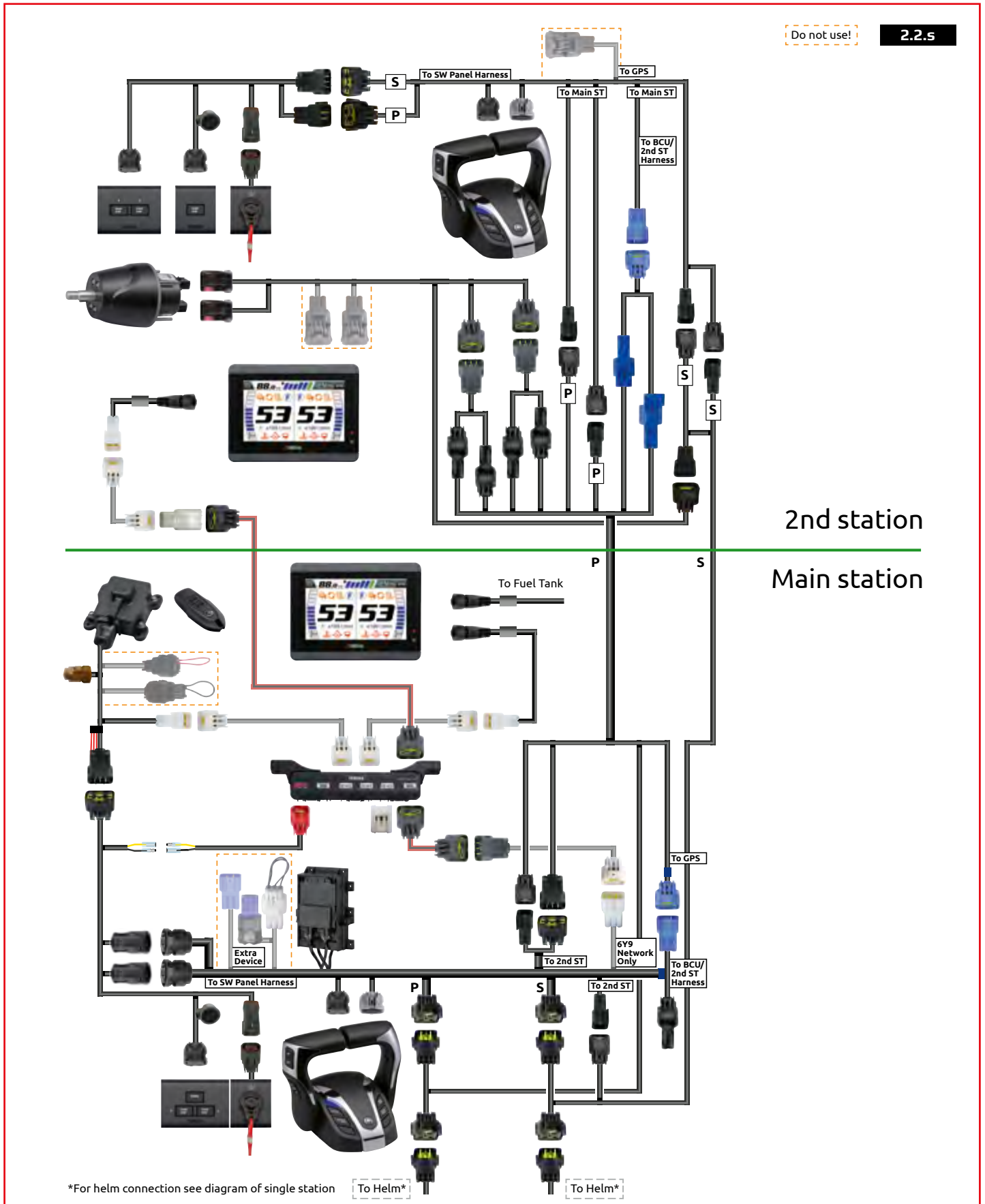
Main bus wire	Length	Pigtail bus wire	Length	2nd helm harness Port	Length
6Y8-82553-01-00	0.3m (1 ft)	6Y8-82521-01-00	0.3m (1 ft)	6X9-8258A-00-00	5m (16 ft)
6Y8-82553-50-00	3m (10 ft)	6Y8-82521-11-00	0.6m (2 ft)	6X9-8258A-10-00	8m (26 ft)
6Y8-82553-11-00	4.6m (15 ft)	6Y8-82521-21-00	0.9m (3 ft)	6X9-8258A-20-00	12m (38 ft)
6Y8-82553-21-00	6.1m (20 ft)	6Y8-82521-31-00	1.8m (6 ft)		
6Y8-82553-31-00	7.6m (25 ft)	6Y8-82521-41-00	2.7m (9 ft)	2nd helm harness Stbd	Length
6Y8-82553-41-00	9.1m (30 ft)	6Y8-82521-51-00	3.6m (12 ft)	6X9-8258A-30-00	5m (16 ft)
				6X9-8258A-40-00	8m (26 ft)
				6X9-8258A-50-00	12m (38 ft)

Rigging Diagrams

DBW REMOTE CONTROL (2ND STATION)

TWIN 2ND STATION LEVEL 2

TWIN ENGINE	6X9 DEC TM	CL5 DISPLAY	EKS SWITCH	DES STEERING	DUAL STATION
-----------------------	----------------------	-----------------------	----------------------	------------------------	------------------------



*For helm connection see diagram of single station

To Helm*

To Helm*

TWIN 2ND STATION LEVEL 2 PARTS

	Description	Qty	Note
LEVEL 1	6X9-48207-10-00	6X9 DEC Top mount - Twin/Triple/Quad	1 2nd station
	6YM-762G0-05-00	CL5 display 2nd station*	1 Display only
	6YM-83553-00-00	Conversion harness for CL5	1
	6Y8-81920-11-00	Single hub	1
	6Y8-82521-11-00	Pigtail bus wire 0.6m / 2 ft	1 Other lengths available
	6Y8-82553-11-00	Main bus wire 4.6m / 15 ft	1 Other lengths available
	6X9-762B0-91-00	EKS Kit - Twin 2nd station	1
	6X9-8258A-00-00	2nd station harness Port 5m / 16 ft	1 Other lengths available
	6X9-8258A-30-00	2nd station harness Stbd 5m / 16 ft	1 Other lengths available
	6GR-8258A-V0-00	Extension Harness**	2 XTO only
LEVEL 2	6X9-615A0-00-00	Compact helm unit	1 Tilt type available (Kit: 6GR-762H0-00-00)
	6X9-8258A-B0-00	Helm harness 2nd station 0.9m / 3 ft	1

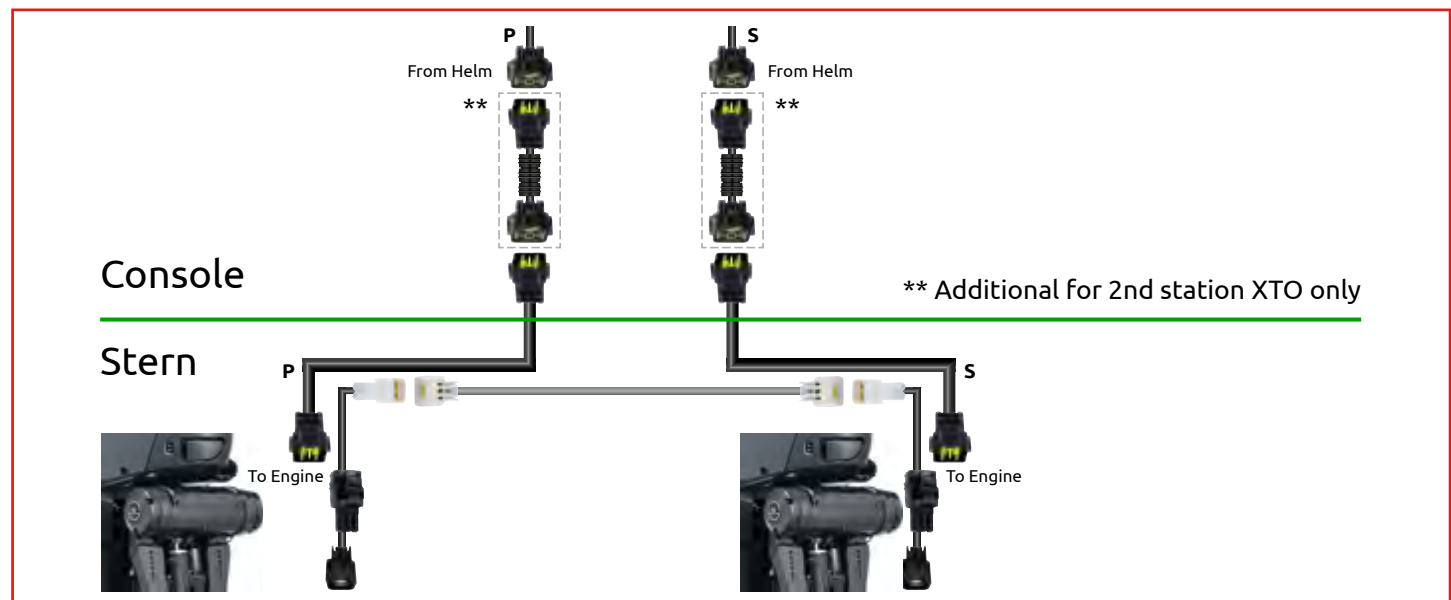
*) For other display options, check the display section in this guide

KIT CONTENTS

Part Number	Description	Qty	Note
6X9-762B0-91-00	EKS Kit - Twin 2nd station		
6X9-82570-B1-00	All start / stop switch	1	
6X9-82570-30-00	Individual start / stop	1	
6X9-82716-70-00	EKS harness	1	
6X9-82570-80-00	Lanyard switch	1	

HARNESS OPTIONS

Main bus wire	Length	Pigtail bus wire	Length	2nd helm harness Port	Length
6Y8-82553-01-00	0.3m (1 ft)	6Y8-82521-01-00	0.3m (1 ft)	6X9-8258A-00-00	5m (16 ft)
6Y8-82553-50-00	3m (10 ft)	6Y8-82521-11-00	0.6m (2 ft)	6X9-8258A-10-00	8m (26 ft)
6Y8-82553-11-00	4.6m (15 ft)	6Y8-82521-21-00	0.9m (3 ft)	6X9-8258A-20-00	12m (38 ft)
6Y8-82553-21-00	6.1m (20 ft)	6Y8-82521-31-00	1.8m (6 ft)		
6Y8-82553-31-00	7.6m (25 ft)	6Y8-82521-41-00	2.7m (9 ft)	2nd helm harness Stbd	Length
6Y8-82553-41-00	9.1m (30 ft)	6Y8-82521-51-00	3.6m (12 ft)	6X9-8258A-30-00	5m (16 ft)
				6X9-8258A-40-00	8m (26 ft)
				6X9-8258A-50-00	12m (38 ft)

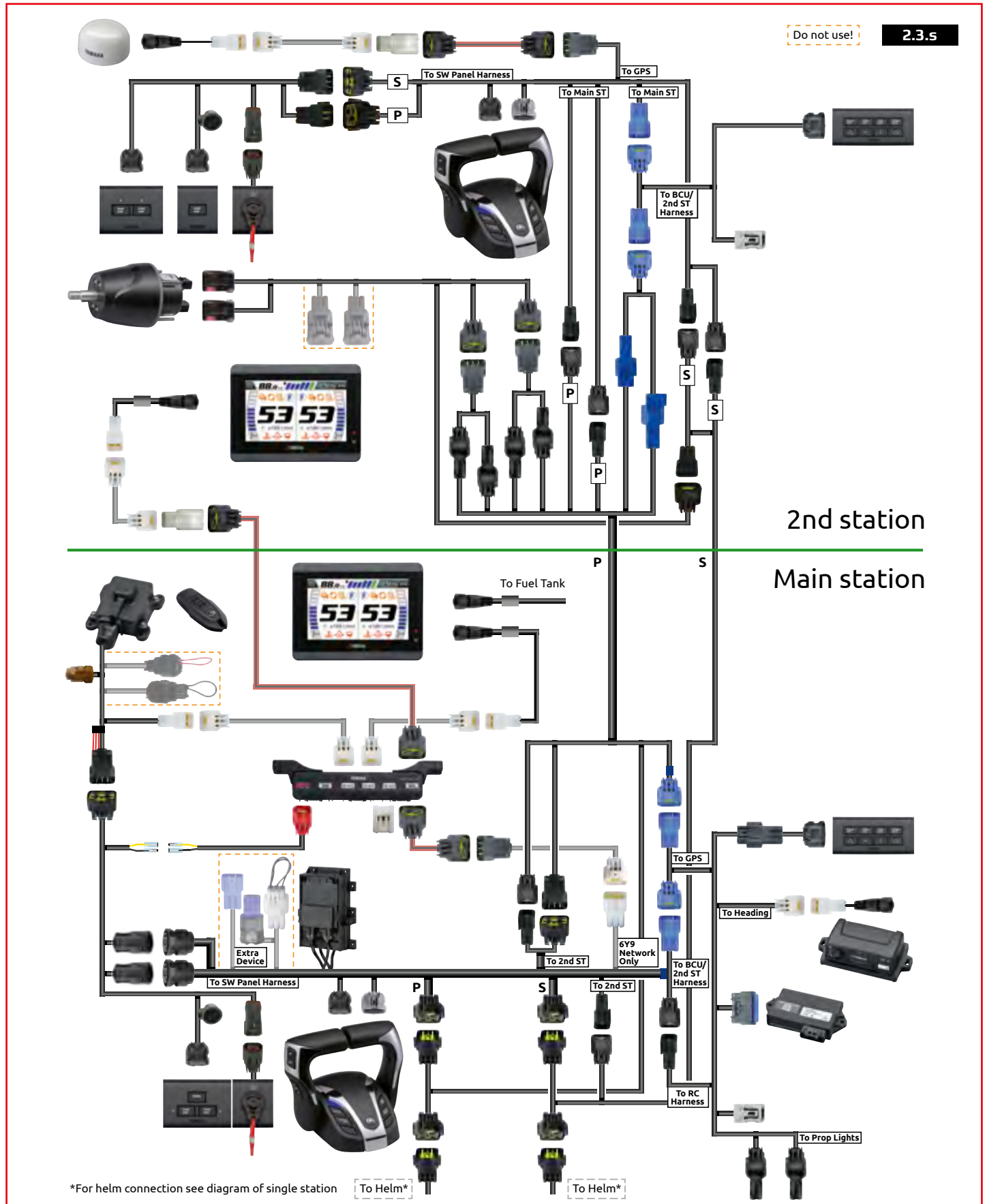


Rigging Diagrams

DBW REMOTE CONTROL (2ND STATION)

TWIN 2ND STATION LEVEL 3

TWIN ENGINE	6X9 DEC TM	CL5 DISPLAY	EKS SWITCH	DES STEERING	DUAL STATION	HM-EX AUTOPILOT
-----------------------	----------------------	-----------------------	----------------------	------------------------	------------------------	---------------------------



TWIN 2ND STATION LEVEL 3 PARTS

	Description	Qty	Note
	6X9-48207-10-00 6X9 DEC Top mount - Twin/Triple/Quad	1	2nd station
	6YM-762G0-05-00 CL5 display 2nd station*	1	Display only
	6YM-83553-00-00 Conversion harness for CL5	1	
	6Y8-81920-11-00 Single hub	1	
LEVEL 1	6Y8-82521-11-00 Pigtail bus wire 0.6m / 2 ft	1	Other lengths available
	6Y8-82553-11-00 Main bus wire 4.6m / 15 ft	1	Other lengths available
	6X9-762B0-91-00 EKS Kit - Twin 2nd station	1	
	6X9-8258A-00-00 2nd station harness Port 5m / 16 ft	1	Other lengths available
	6X9-8258A-30-00 2nd station harness Stbd 5m / 16 ft	1	Other lengths available
	6GR-8258A-V0-00 Extension Harness**	2	XTO only
LEVEL 2	6X9-615A0-00-00 Compact helm unit	1	Tilt type available (Kit: 6GR-762H0-00-00)
	6X9-8258A-B0-00 Helm harness 2nd station 0.9m / 3 ft	1	
	6X9-762P0-10-00 Auto Pilot Panel kit 2nd station	1	
LEVEL 3	6X9-82521-00-00 AP Panel Ext Harness 4.6m / 15 ft	1	(Optional) Other length available

Level 3 requires an compatible multi-function display for map functions

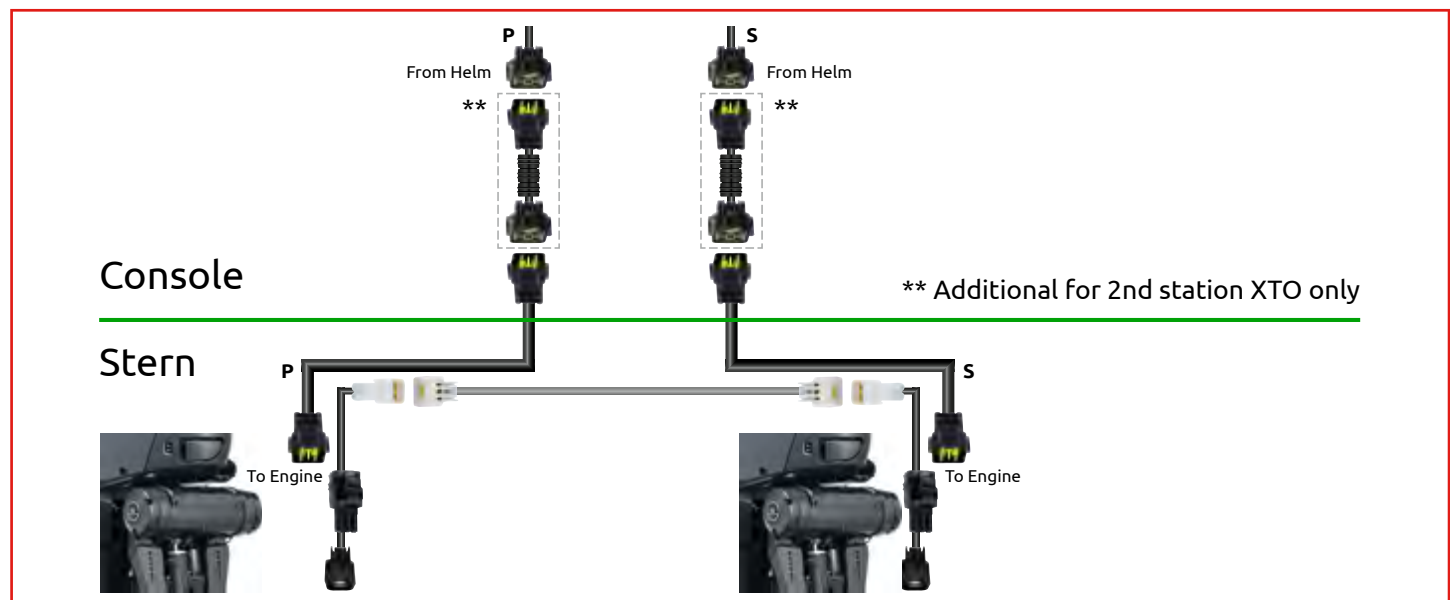
KIT CONTENTS

6X9-762B0-91-00	EKS Kit - Twin 2nd station	Qty	Note
6X9-82570-B1-00	All start / stop switch	1	
6X9-82570-30-00	Individual start / stop	1	
6X9-82716-70-00	EKS harness	1	
6X9-82570-80-00	Lanyard switch	1	
6X9-762P0-11-00	Autopilot Kit - 2nd station	Qty	Note
6X9-8253V-01-00	Autopilot panel	1	
6X9-82386-10-00	BCU harness	1	Extention available

HARNESS OPTIONS

Main bus wire	Length	Pigtail bus wire	Length	2nd helm harness Port	Length
6Y8-82553-01-00	0.3m (1 ft)	6Y8-82521-01-00	0.3m (1 ft)	6X9-8258A-00-00	5m (16 ft)
6Y8-82553-50-00	3m (10 ft)	6Y8-82521-11-00	0.6m (2 ft)	6X9-8258A-10-00	8m (26 ft)
6Y8-82553-11-00	4.6m (15 ft)	6Y8-82521-21-00	0.9m (3 ft)	6X9-8258A-20-00	12m (38 ft)
6Y8-82553-21-00	6.1m (20 ft)	6Y8-82521-31-00	1.8m (6 ft)		
6Y8-82553-31-00	7.6m (25 ft)	6Y8-82521-41-00	2.7m (9 ft)	2nd helm harness Stbd	Length
6Y8-82553-41-00	9.1m (30 ft)	6Y8-82521-51-00	3.6m (12 ft)	6X9-8258A-30-00	5m (16 ft)
				6X9-8258A-40-00	8m (26 ft)
				6X9-8258A-50-00	12m (38 ft)
AP Panel Ext Harness	Length				
6X9-82521-00-00	4.6m (15 ft)				
6X9-82521-10-00	9.1m (30 ft)				

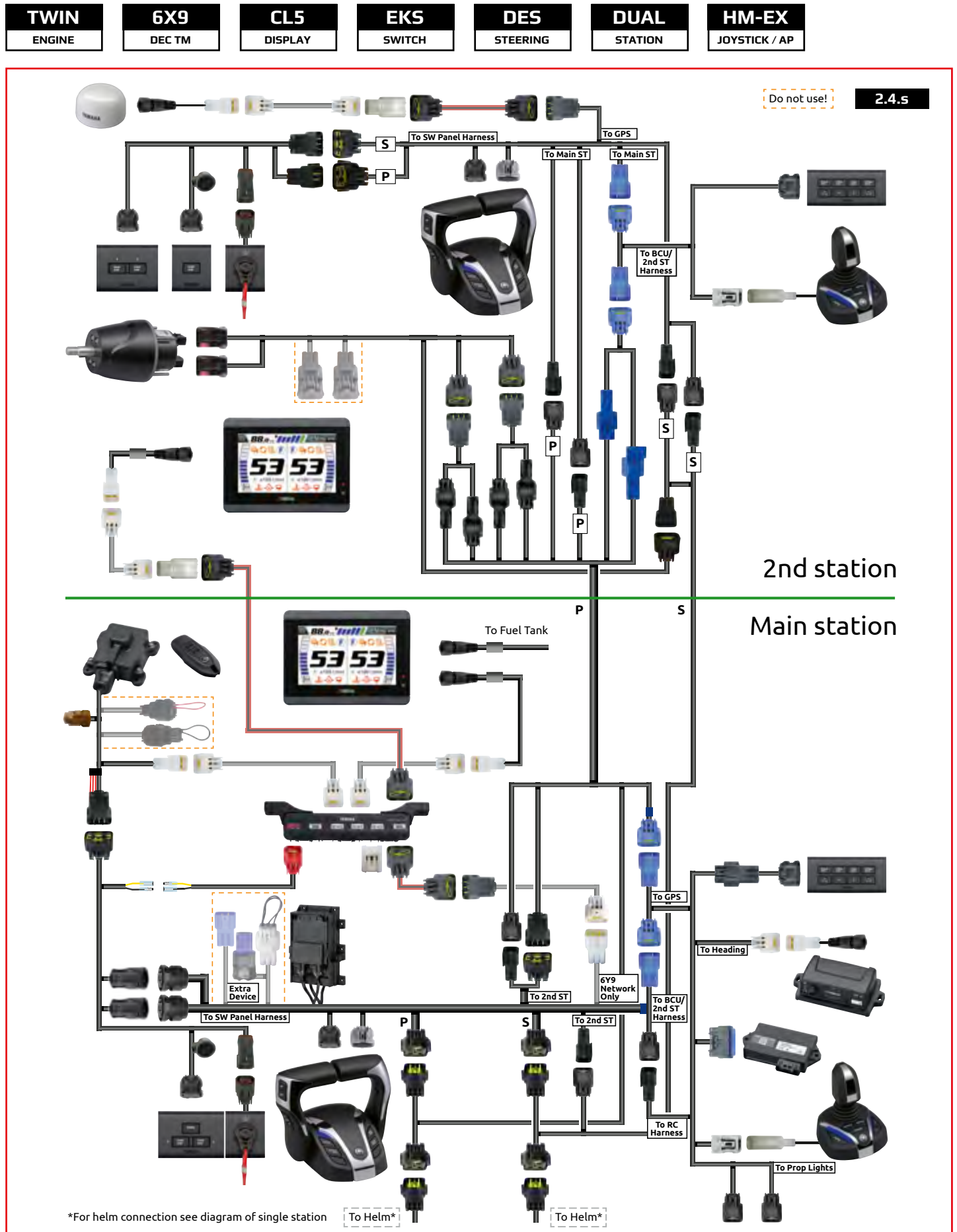
TWIN ENGINE	6X9 DEC TM	CL5 DISPLAY	EKS SWITCH	DES INTEGRATED	DUAL STATION	HM-EX AUTOPILOT
-----------------------	----------------------	-----------------------	----------------------	--------------------------	------------------------	---------------------------



Rigging Diagrams

DBW REMOTE CONTROL (2ND STATION)

TWIN 2ND STATION LEVEL 3-4



TWIN 2ND STATION LEVEL 3-4 PARTS

	Description	Qty	Note
	6X9-48207-10-00 6X9 DEC Top mount - Twin/Triple/Quad	1	2nd station
	6YM-762G0-05-00 CL5 display 2nd station*	1	Display only
	6YM-83553-00-00 Conversion harness for CL5	1	
	6Y8-81920-11-00 Single hub	1	
LEVEL 1	6Y8-82521-11-00 Pigtail bus wire 0.6m / 2 ft	1	Other lengths available
	6Y8-82553-11-00 Main bus wire 4.6m / 15 ft	1	Other lengths available
	6X9-762B0-91-00 EKS Kit - Twin 2nd station	1	
	6X9-8258A-00-00 2nd station harness Port 5m / 16 ft	1	Other lengths available
	6X9-8258A-30-00 2nd station harness Stbd 5m / 16 ft	1	Other lengths available
	6GR-8258A-V0-00 Extension Harness**	2	XTO only
LEVEL 2	6X9-615A0-00-00 Compact helm unit	1	Tilt type available (Kit: 6GR-762H0-00-00)
	6X9-8258A-B0-00 Helm harness 2nd station 0.9m / 3 ft	1	
	6X9-762P0-10-00 Autopilot Kit - 2nd station	1	
LEVEL 3-4	6X9-482A0-00-00 Joystick assy for 2nd station	1	
	6X9-82521-00-00 AP Panel Ext Harness 4.6m / 15 ft	1	(Optional) Other length available

Level 4 requires an compatible multi-function display for map functions

KIT CONTENTS

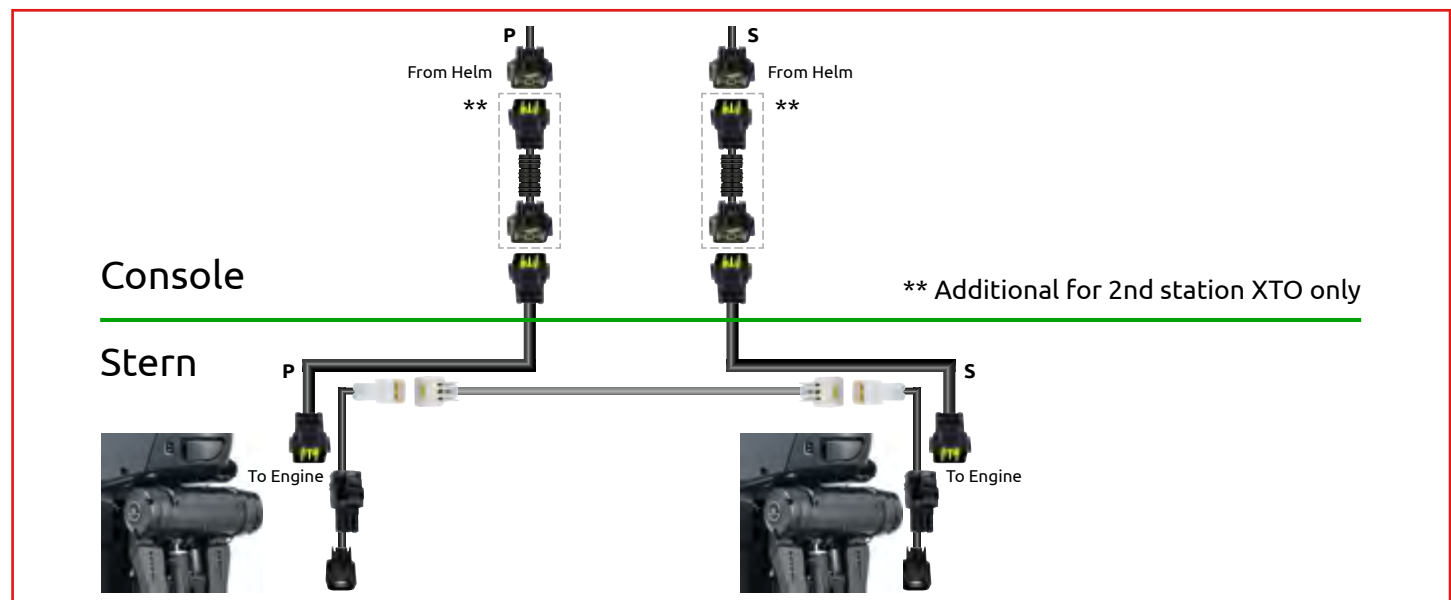
6X9-762B0-91-00	EKS Kit - Twin 2nd station	Qty	Note
6X9-82570-B1-00	All start / stop switch	1	
6X9-82570-30-00	Individual start / stop	1	
6X9-82716-70-00	EKS harness	1	
6X9-82570-80-00	Lanyard switch	1	
6X9-762P0-11-00	Autopilot Kit - 2nd station	Qty	Note
6X9-8253V-01-00	Autopilot panel	1	
6X9-82386-10-00	BCU harness	1	Extention available

HARNESS OPTIONS

Main bus wire	Length	Pigtail bus wire	Length	2nd helm harness Port	Length
6Y8-82553-01-00	0.3m (1 ft)	6Y8-82521-01-00	0.3m (1 ft)	6X9-8258A-00-00	5m (16 ft)
6Y8-82553-50-00	3m (10 ft)	6Y8-82521-11-00	0.6m (2 ft)	6X9-8258A-10-00	8m (26 ft)
6Y8-82553-11-00	4.6m (15 ft)	6Y8-82521-21-00	0.9m (3 ft)	6X9-8258A-20-00	12m (38 ft)
6Y8-82553-21-00	6.1m (20 ft)	6Y8-82521-31-00	1.8m (6 ft)		
6Y8-82553-31-00	7.6m (25 ft)	6Y8-82521-41-00	2.7m (9 ft)	2nd helm harness Stbd	Length
6Y8-82553-41-00	9.1m (30 ft)	6Y8-82521-51-00	3.6m (12 ft)	6X9-8258A-30-00	5m (16 ft)
				6X9-8258A-40-00	8m (26 ft)
				6X9-8258A-50-00	12m (38 ft)

AP Panel Ext Harness	Length
6X9-82521-00-00	4.6m (15 ft)
6X9-82521-10-00	9.1m (30 ft)

TWIN ENGINE	6X9 DEC TM	CL5 DISPLAY	EKS SWITCH	DES INTEGRATED	DUAL STATION	HM-EX JOYSTICK / AP
-----------------------	----------------------	-----------------------	----------------------	--------------------------	------------------------	-------------------------------

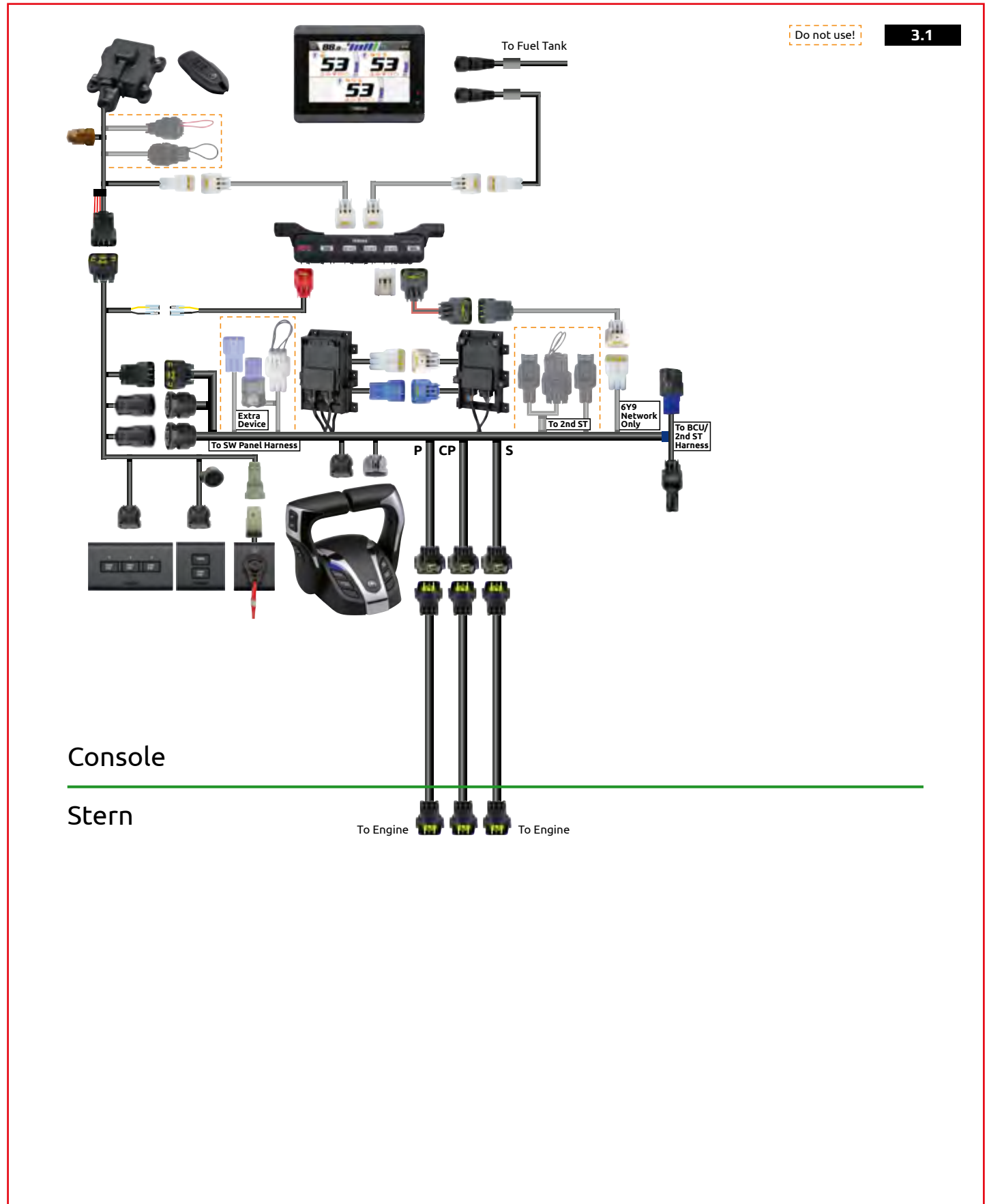


Rigging Diagrams

DBW REMOTE CONTROL (MAIN STATION)

TRIPLE LEVEL 1

TRIPLE ENGINE	6X9 DEC TM	CL5 DISPLAY	EKS SWITCH	DES STEERING	SINGLE STATION
-------------------------	----------------------	-----------------------	----------------------	------------------------	--------------------------



TRIPLE LEVEL 1 PARTS

	Description	Qty	Note
	6X9-48208-01-00	6X9 DEC Top mount - Triple	1
	6YM-762G0-05-00	CL5 Color Touch Gauge Kit - DEC*	1
LEVEL 1	6X9-762B0-25-00	EKS Kit - Triple	1
	6X6-8258A-31-00	Main harness 16P 10m / 32 ft	1 Other lengths available
	6X6-8258A-41-00	Main harness 16P 12m / 39 ft	2 Other lengths available

*) For other display options, check the display section in this guide

KIT CONTENTS

	Description	Qty	Note
6YM-762G0-05-00	CL5 Color Touch Gauge Kit - DEC	1	
6YM-83710-14-00	CL5 display	1	
6YM-83553-00-00	Conversion harness	1	0.9 m (3 ft)
6YD-8356N-00-00	Fuel tank wire	1	
6Y8-81920-01-00	Multi hub	1	
6Y9-83553-00-00	Conversion harness	1	
6Y8-82553-01-00	Main bus wire	1	0.3m (1 ft), other lengths available
6Y8-82521-31-00	Pigtail bus wire	1	1.8m (6 ft), other lengths available
6Y8-83553-02-00	System power supply	1	
6Y8-82582-11-00	Terminal cap white	2	

	Description	Qty	Note
6X9-762B0-25-00	EKS Kit - Triple	1	
6X9-82570-00-00	Power switch	1	
6X9-82570-40-00	Individual start / stop	1	
6X9-82716-41-00	EKS harness	1	
6X9-82570-C0-00	Lanyard switch	1	
6X9-86254-00-00	Immobilizer + key fob (2pcs)	1	433Mhz
6Y8-82521-11-00	Pigtail bus wire	1	0.6m (2 ft)
6Y8-48277-00-00	Sticker	1	

HARNESS OPTIONS

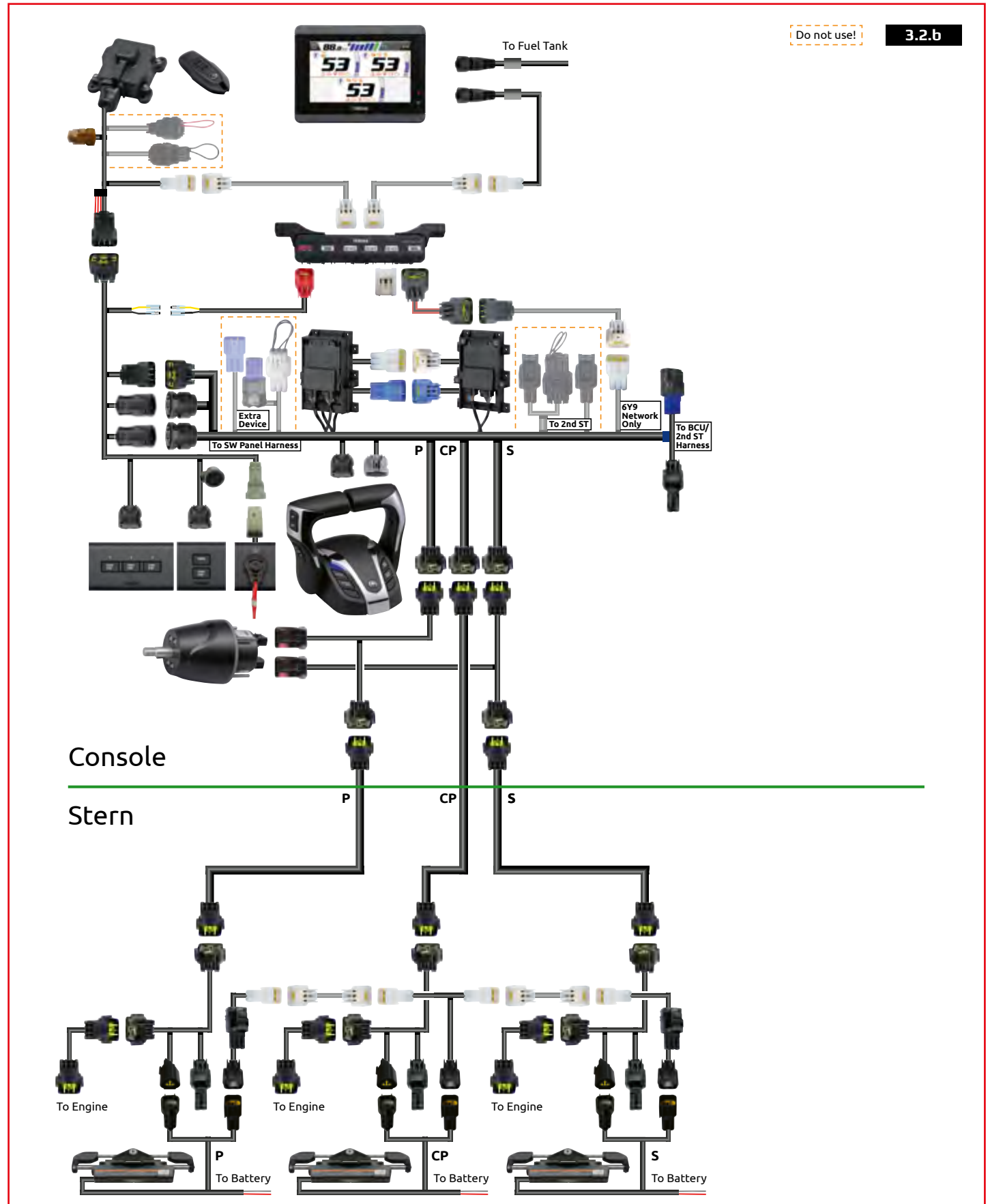
Main harness 16P	Length (m)	Main bus wire	Length	Pigtail bus wire	Length
6X6-8258A-90-00	1.5m (5 ft)	6Y8-82553-01-00	0.3m (1 ft)	6Y8-82521-01-00	0.3m (1 ft)
6X6-8258A-51-00	3.7m (12 ft)	6Y8-82553-50-00	3m (10 ft)	6Y8-82521-11-00	0.6m (2 ft)
6X6-8258A-61-00	5.2m (17 ft)	6Y8-82553-11-00	4.6m (15 ft)	6Y8-82521-21-00	0.9m (3 ft)
6X6-8258A-01-00	6m (19 ft)	6Y8-82553-21-00	6.1m (20 ft)	6Y8-82521-31-00	1.8m (6 ft)
6X6-8258A-11-00	7m (23 ft)	6Y8-82553-31-00	7.6m (25 ft)	6Y8-82521-41-00	2.7m (9 ft)
6X6-8258A-21-00	8m (26 ft)	6Y8-82553-41-00	9.1m (30 ft)	6Y8-82521-51-00	3.6m (12 ft)
6X6-8258A-31-00	10m (32 ft)				
6X6-8258A-41-00	12m (39 ft)				
6X6-8258A-71-00	15m (49 ft)				
6X6-8258A-81-00	24m (79 ft)				

Rigging Diagrams

DBW REMOTE CONTROL (MAIN STATION)

TRIPLE LEVEL 2 BOLT-ON

TRIPLE ENGINE	6X9 DEC TM	CL5 DISPLAY	EKS SWITCH	DES BOLT-ON	SINGLE STATION
-------------------------	----------------------	-----------------------	----------------------	-----------------------	--------------------------



TRIPLE LEVEL 2 BOLT-ON PARTS

	Description	Qty	Note	
LEVEL 1	6X9-48208-01-00	6X9 DEC Top mount - Triple	1	
	6YM-762G0-05-00	CL5 Color Touch Gauge Kit - DEC*	1	
	6X9-762B0-25-00	EKS Kit - Triple	1	
	6X6-8258A-31-00	Main harness 16P 10m / 32 ft	1	Other lengths available
	6X6-8258A-41-00	Main harness 16P 12m / 39 ft	2	Other lengths available
LEVEL 2	6X9-762S0-01-00	Bolt-on DES Kit	3	
	6X9-438A0-00-00	Steering actuator harness 2.4m / 8 ft	3	Other lengths available
	6X6-8258A-51-00	Main harness 16P 3.7m / 12 ft	3	Other lengths available
	6X9-615A0-00-00	Compact Helm unit	1	Tilt type available (Kit: 6GR-762H0-00-00)
	6Y8-82521-11-00	Pigtail bus wire 0.6m / 2 ft	2	Other lengths available
	6GR-81115-00-00	SCU link harness (Port/Stbd) 1.5m (5 ft)	2	Other lengths available
	6GR-81115-20-00	SCU link harness (Center) 1.5m (5 ft)	1	Other lengths available
	6GR-8258A-10-00	Helm harness main station Twin/Triple/Quad 0.9m / 3 ft	2	Other lengths available

*) For other display options, check the display section in this guide

KIT CONTENTS

6YM-762G0-05-00	CL5 Color Touch Gauge Kit - DEC	Qty	Note
6YM-83710-14-00	CL5 display	1	
6YM-83553-00-00	Conversion harness	1	0.9 m (3 ft)
6YD-8356N-00-00	Fuel tank wire	1	
6Y8-81920-01-00	Multi hub	1	
6Y9-83553-00-00	Conversion harness	1	
6Y8-82553-01-00	Main bus wire	1	0.3m (1 ft), other lengths available
6Y8-82521-31-00	Pigtail bus wire	1	1.8m (6 ft), other lengths available
6Y8-83553-02-00	System power supply	1	
6Y8-82582-11-00	Terminal cap white	2	
6X9-762B0-25-00	EKS Kit - Triple	Qty	Note
6X9-82570-00-00	Power switch	1	
6X9-82570-40-00	Individual start stop	1	
6X9-82716-41-00	EKS harness	1	
6X9-82570-C0-00	Lanyard switch	1	
6X9-86254-00-00	Immobilizer + key fob (2pcs)	1	433Mhz
6Y8-82521-11-00	Pigtail bus wire	1	0.6m (2 ft)
6Y8-48277-00-00	Sticker	1	
6X9-762S0-01-00	Bolt-on DES Kit	Qty	Note
6X9-42401-00-00	Actuator	1	
6X9-8258A-90-00	Split harness	1	

HARNESS OPTIONS

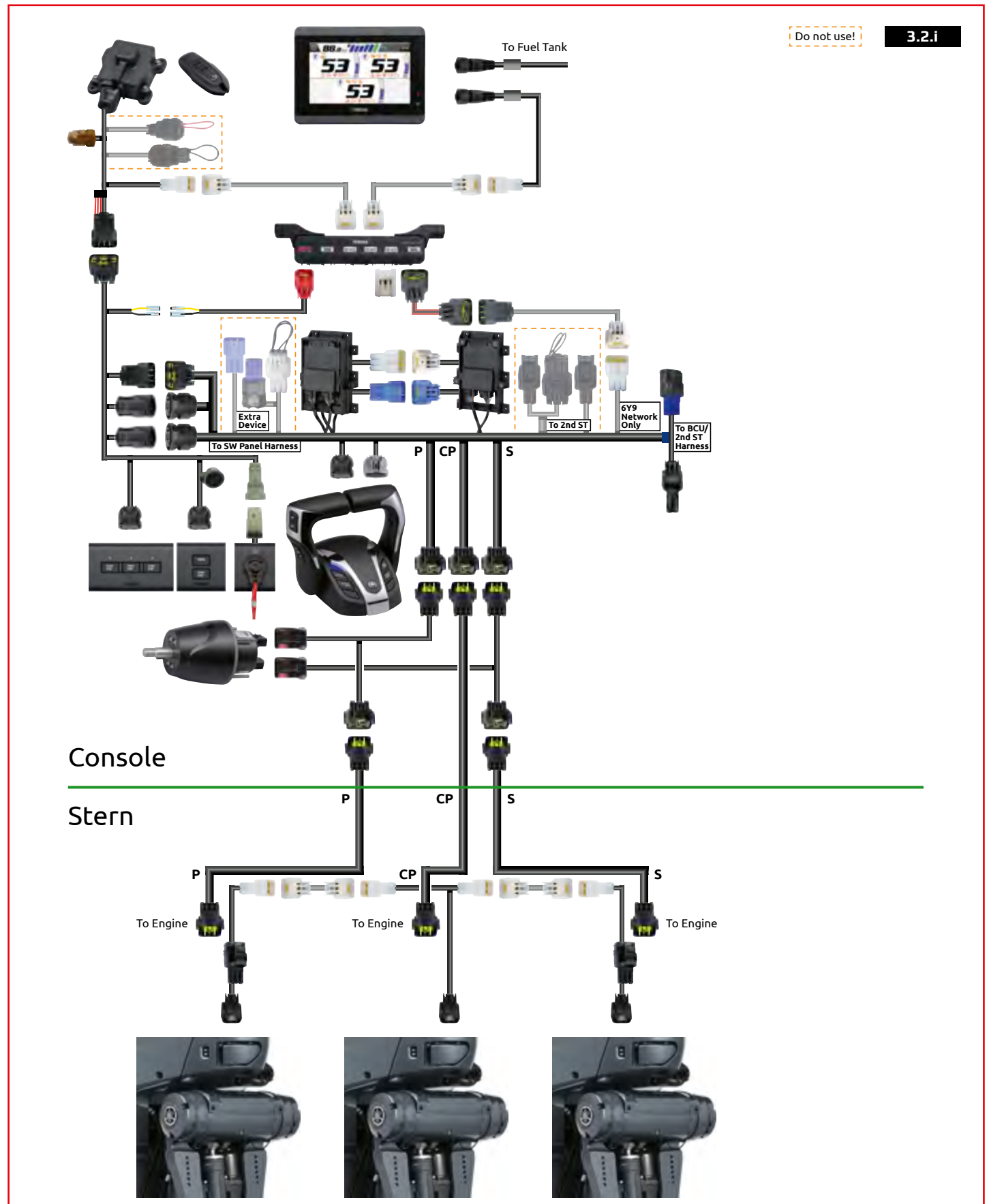
Main harness 16P	Length (m)	Main bus wire	Length	Pigtail bus wire	Length
6X6-8258A-90-00	1.5m (5 ft)	6Y8-82553-01-00	0.3m (1 ft)	6Y8-82521-01-00	0.3m (1 ft)
6X6-8258A-51-00	3.7m (12 ft)	6Y8-82553-50-00	3m (10 ft)	6Y8-82521-11-00	0.6m (2 ft)
6X6-8258A-61-00	5.2m (17 ft)	6Y8-82553-11-00	4.6m (15 ft)	6Y8-82521-21-00	0.9m (3 ft)
6X6-8258A-01-00	6m (19 ft)	6Y8-82553-21-00	6.1m (20 ft)	6Y8-82521-31-00	1.8m (6 ft)
6X6-8258A-11-00	7m (23 ft)	6Y8-82553-31-00	7.6m (25 ft)	6Y8-82521-41-00	2.7m (9 ft)
6X6-8258A-21-00	8m (26 ft)	6Y8-82553-41-00	9.1m (30 ft)	6Y8-82521-51-00	3.6m (12 ft)
6X6-8258A-31-00	10m (32 ft)				
6X6-8258A-41-00	12m (39 ft)	Steering Actuator Harness	Length	Helm harness	Length
6X6-8258A-71-00	15m (49 ft)	6X9-438A0-00-00	2.4m (8 ft)	6GR-8258A-11-00	0.9m (3 ft)
6X6-8258A-81-00	24m (79 ft)	6X9-438A0-10-00	4.5m (15 ft)	6GR-8258A-51-00	1.8m (6 ft)
				6GR-8258A-61-00	2.7m (9 ft)
SCU Link harness P/S	Length	SCU Link harness Center	Length		
6X9-81115-00-00	0.3m (1 ft)	6X9-81115-10-00	0.3m (1 ft)		
6GR-81115-00-00	1.5m (5 ft)	6GR-81115-20-00	1.5m (5 ft)		
6GR-81115-10-00	3.0m (10 ft)	6GR-81115-30-00	3.0m (10 ft)		

Rigging Diagrams

DBW REMOTE CONTROL (MAIN STATION)

TRIPLE LEVEL 2 INTEGRATED

TRIPLE ENGINE	6X9 DEC TM	CL5 DISPLAY	EKS SWITCH	DES INTEGRATED	SINGLE STATION
-------------------------	----------------------	-----------------------	----------------------	--------------------------	--------------------------



TRIPLE LEVEL 2 INTEGRATED PARTS

	Description	Qty	Note
	6X9-48208-01-00	6X9 DEC Top mount - Triple	1
	6YM-762G0-05-00	CL5 Color Touch Gauge Kit - DEC*	1
LEVEL 1	6X9-762B0-25-00	EKS Kit - Triple	1
	6X6-8258A-31-00	Main harness 16P 10m / 32 ft	1 Other lengths available
	6X6-8258A-41-00	Main harness 16P 12m / 39 ft	2 Other lengths available
	6X9-615A0-00-00	Compact helm unit	1 Tilt type available (Kit: 6GR-762H0-00-00)
	6GR-81115-00-00	SCU link harness (Port/ Stbd) 1.5m (5 ft)	2 Other lengths available
LEVEL 2	6GR-81115-20-00	SCU link harness (Center) 1.5m (5 ft)	1 Other lengths available
	6Y8-82521-11-00	Pigtail bus wire 0.6m / 2 ft	2 Other lengths available
	6GR-8258A-10-00	Helm harness main station Twin/Triple/Quad 0.9m / 3 ft	2 Other lengths available

*) For other display options, check the display section in this guide

KIT CONTENTS

Part Number	Description	Qty	Note
6YM-762G0-05-00	CL5 Color Touch Gauge Kit - DEC	1	
6YM-83710-14-00	CL5 display	1	
6YM-83553-00-00	Conversion harness	1	0.9 m (3 ft)
6YD-8356N-00-00	Fuel tank wire	1	
6Y8-81920-01-00	Multi hub	1	
6Y9-83553-00-00	Conversion harness	1	
6Y8-82553-01-00	Main bus wire	1	0.3m (1 ft), other lengths available
6Y8-82521-31-00	Pigtail bus wire	1	1.8m (6 ft), other lengths available
6Y8-83553-02-00	System power supply	1	
6Y8-82582-11-00	Terminal cap white	2	

Part Number	Description	Qty	Note
6X9-762B0-25-00	EKS Kit - Triple	1	
6X9-82570-00-00	Power switch	1	
6X9-82570-40-00	Individual start / stop	1	
6X9-82716-41-00	EKS harness	1	
6X9-82570-C0-00	Lanyard switch	1	
6X9-86254-00-00	Immobilizer + key fob (2pcs)	1	433Mhz
6Y8-82521-11-00	Pigtail bus wire	1	0.6m (2 ft)
6Y8-48277-00-00	Sticker	1	

HARNESS OPTIONS

Main harness 16P	Length (m)	Main bus wire	Length	Pigtail bus wire	Length
6X6-8258A-90-00	1.5m (5 ft)	6Y8-82553-01-00	0.3m (1 ft)	6Y8-82521-01-00	0.3m (1 ft)
6X6-8258A-51-00	3.7m (12 ft)	6Y8-82553-50-00	3m (10 ft)	6Y8-82521-11-00	0.6m (2 ft)
6X6-8258A-61-00	5.2m (17 ft)	6Y8-82553-11-00	4.6m (15 ft)	6Y8-82521-21-00	0.9m (3 ft)
6X6-8258A-01-00	6m (19 ft)	6Y8-82553-21-00	6.1m (20 ft)	6Y8-82521-31-00	1.8m (6 ft)
6X6-8258A-11-00	7m (23 ft)	6Y8-82553-31-00	7.6m (25 ft)	6Y8-82521-41-00	2.7m (9 ft)
6X6-8258A-21-00	8m (26 ft)	6Y8-82553-41-00	9.1m (30 ft)	6Y8-82521-51-00	3.6m (12 ft)
6X6-8258A-31-00	10m (32 ft)				
6X6-8258A-41-00	12m (39 ft)				
6X6-8258A-71-00	15m (49 ft)				
6X6-8258A-81-00	24m (79 ft)				

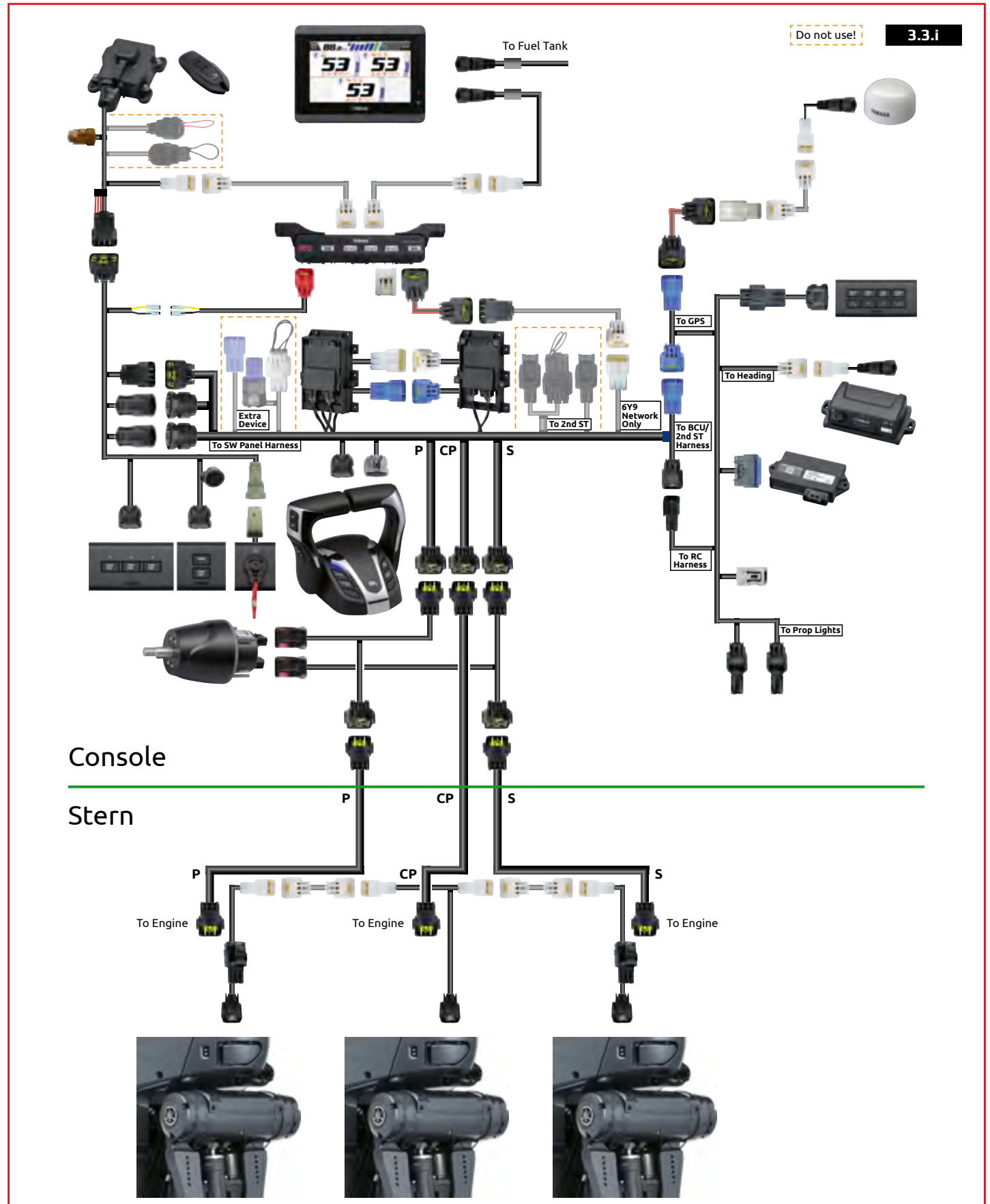
Helm Harness	Length	SCU Link harness P/S	Length	SCU Link harness Center	Length
6GR-8258A-11-00	0.9m (3 ft)	6X9-81115-00-00	0.3m (1 ft)	6X9-81115-10-00	0.3m (1 ft)
6GR-8258A-51-00	1.8m (6 ft)	6GR-81115-00-00	1.5m (5 ft)	6GR-81115-20-00	1.5m (5 ft)
6GR-8258A-61-00	2.7m (9 ft)	6GR-81115-10-00	3.0m (10 ft)	6GR-81115-30-00	3.0m (10 ft)

Rigging Diagrams

DBW REMOTE CONTROL (MAIN STATION)

TRIPLE LEVEL 3 INTEGRATED

TRIPLE ENGINE	6X9 DEC TM	CL5 DISPLAY	EKS SWITCH	DES INTEGRATED	SINGLE STATION	HM-EX AUTOPILOT
-------------------------	----------------------	-----------------------	----------------------	--------------------------	--------------------------	---------------------------



TRIPLE LEVEL 3 INTEGRATED PARTS

	Description	Qty	Note	
LEVEL 1	6X9-48208-01-00	6X9 DEC Top mount - Triple	1	
	6YM-762G0-05-00	CL5 Color Touch Gauge Kit - DEC*	1	
	6X9-762B0-25-00	EKS Kit - Triple	1	
	6X6-8258A-31-00	Main harness 16P 10m / 32 ft	1	Other lengths available
	6X6-8258A-41-00	Main harness 16P 12m / 39 ft	2	Other lengths available
LEVEL 2	6X9-615A0-00-00	Compact helm unit	1	Tilt type available (Kit: 6GR-762H0-00-00)
	6GR-81115-00-00	SCU link harness (Port/ Stbd) 1.5m (5 ft)	2	Other lengths available
	6GR-81115-20-00	SCU link harness (Center) 1.5m (5 ft)	1	Other lengths available
	6Y8-82521-11-00	Pigtail bus wire 0.6m / 2 ft	2	Other lengths available
	6GR-8258A-10-00	Helm harness main station Twin/Triple/Quad 0.9m / 3 ft	2	Other lengths available
LEVEL 3	6X9-762P0-06-00	Auto Pilot Kit	1	
	6Y8-82553-50-00	Main bus wire 3m / 10 ft	1	Other length available
	6Y8-82521-01-00	Pigtail bus wire 0.3m / 1 ft	1	Other length available
	6X9-82521-00-00	AP Panel Ext Harness 4.6m / 15 ft	1	(Optional) Other length available

Level 3 requires an compatible multi-function display for map functions

*) For other display options, check the display section in this guide

KIT CONTENTS

Part Number	Description	Qty	Note
6YM-762G0-05-00	CL5 Color Touch Gauge Kit - DEC	1	
6YM-83710-14-00	CL5 display	1	
6YM-83553-00-00	Conversion harness	1	0.9 m (3 ft)
6YD-8356N-00-00	Fuel tank wire	1	
6Y8-81920-01-00	Multi hub	1	
6Y9-83553-00-00	Conversion harness	1	
6Y8-82553-01-00	Main bus wire	1	0.3m (1 ft), other lengths available
6Y8-82521-31-00	Pigtail bus wire	1	1.8m (6 ft), other lengths available
6Y8-83553-02-00	System power supply	1	
6Y8-82582-11-00	Terminal cap white	2	

Part Number	Description	Qty	Note	Part Number	Description	Qty	Note
6X9-762B0-25-00	EKS Kit - Triple	1		6X9-762P0-06-00	Autopilot Kit	1	
6X9-82570-00-00	Power switch	1		6X9-8253V-01-00	Autopilot panel	1	
6X9-82570-40-00	Individual start / stop	1		6X9-88107-00-00	GPS antenna	1	
6X9-82716-41-00	EKS harness	1		6X9-8A410-00-00	Heading sensor	1	
6X9-82570-C0-00	Lanyard switch	1		6X9-8591T-13-00	Boat Control Unit	1	
6X9-86254-00-00	Immobilizer + key fob (2pcs)	1	433Mhz	6Y8-81920-11-00	Single hub	1	
6Y8-82521-11-00	Pigtail bus wire	1	0.6m (2 ft)	6X9-82386-01-00	BCU harness	1	Ext. available
6Y8-48277-00-00	Sticker	1		6YM-83553-00-00	Conversion harness	2	0.9m (3 ft)

HARNESS OPTIONS

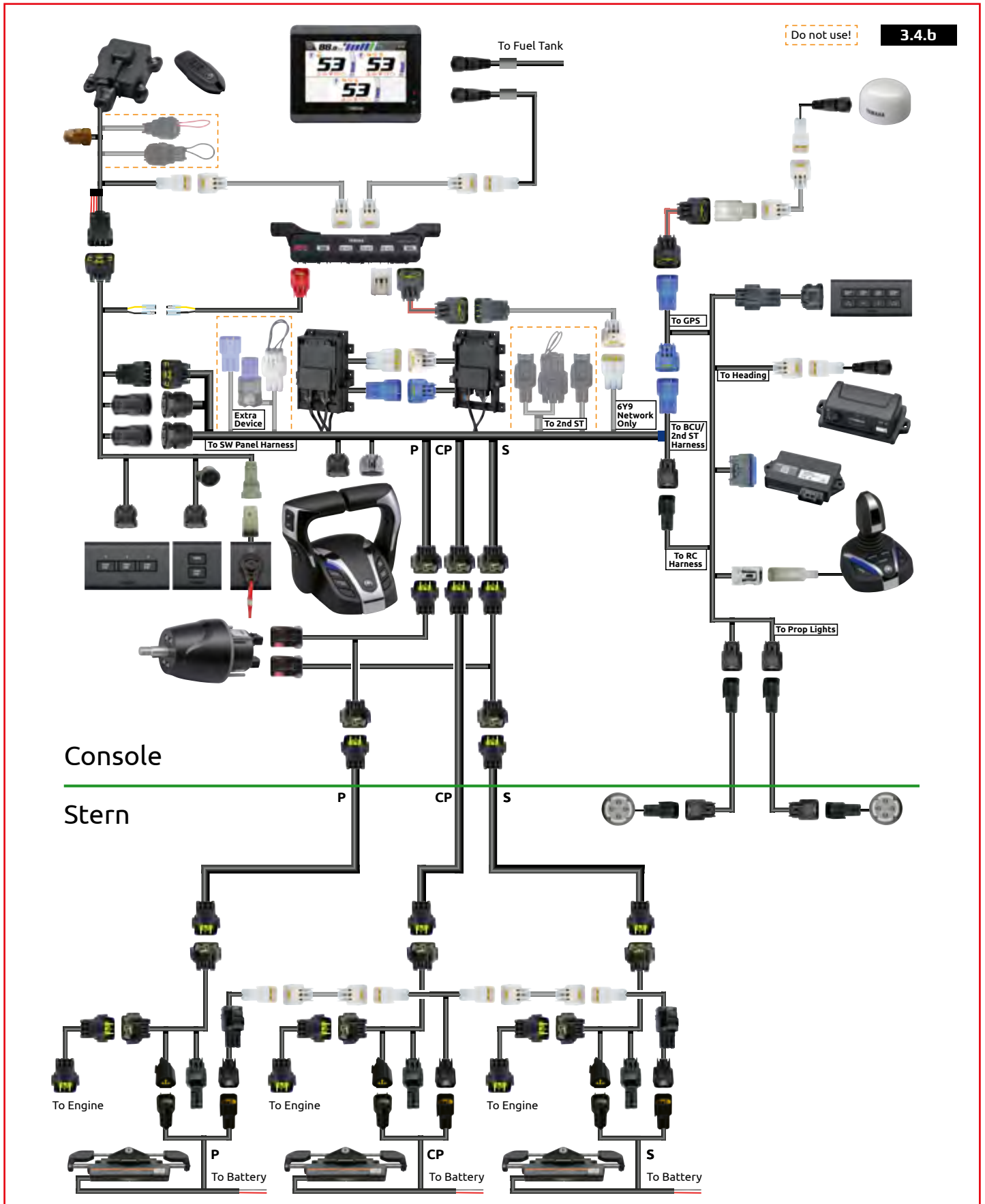
Main harness 16P	Length (m)	Main bus wire	Length	Pigtail bus wire	Length
6X6-8258A-90-00	1.5m (5 ft)	6Y8-82553-01-00	0.3m (1 ft)	6Y8-82521-01-00	0.3m (1 ft)
6X6-8258A-51-00	3.7m (12 ft)	6Y8-82553-50-00	3m (10 ft)	6Y8-82521-11-00	0.6m (2 ft)
6X6-8258A-61-00	5.2m (17 ft)	6Y8-82553-11-00	4.6m (15 ft)	6Y8-82521-21-00*	0.9m (3 ft)
6X6-8258A-01-00	6m (19 ft)	6Y8-82553-21-00	6.1m (20 ft)	6Y8-82521-31-00	1.8m (6 ft)
6X6-8258A-11-00	7m (23 ft)	6Y8-82553-31-00	7.6m (25 ft)	6Y8-82521-41-00	2.7m (9 ft)
6X6-8258A-21-00	8m (26 ft)	6Y8-82553-41-00	9.1m (30 ft)	6Y8-82521-51-00	3.6m (12 ft)
6X6-8258A-31-00	10m (32 ft)			* Max length GPS antenna connection	
6X6-8258A-41-00	12m (39 ft)	Helm Harness	Length	SCU Link harness P/S	Length
6X6-8258A-71-00	15m (49 ft)	6GR-8258A-11-00	0.9m (3 ft)	6X9-81115-00-00	0.3m (1 ft)
6X6-8258A-81-00	24m (79 ft)	6GR-8258A-51-00	1.8m (6 ft)	6GR-81115-00-00	1.5m (5 ft)
		6GR-8258A-61-00	2.7m (9 ft)	6GR-81115-10-00	3.0m (10 ft)
SCU Link harness Center	Length	Extension for Prop lights	Length	AP Panel Ext Harness	Length
6X9-81115-10-00	0.3m (1 ft)	6X9-82586-20-00	6m (19 ft)	6X9-82521-00-00	4.6m (15 ft)
6GR-81115-20-00	1.5m (5 ft)	6X9-82586-30-00	9.1m (30 ft)	6X9-82521-10-00	9.1m (30 ft)
6GR-81115-30-00	3.0m (10 ft)	6X9-82586-40-00	12.2m (40 ft)		

Rigging Diagrams

DBW REMOTE CONTROL (MAIN STATION)

TRIPLE LEVEL 3-4 BOLT-ON

TRIPLE ENGINE	6X9 DEC TM	CL5 DISPLAY	EKS SWITCH	DES BOLT-ON	SINGLE STATION	HM-EX JOYSTICK / AP
-------------------------	----------------------	-----------------------	----------------------	-----------------------	--------------------------	-------------------------------



TRIPLE LEVEL 3-4 BOLT-ON PARTS

	Description	Qty	Note	
LEVEL 1	6X9-48208-01-00	6X9 DEC Top mount - Triple	1	
	6YM-762G0-05-00	CL5 Color Touch Gauge Kit - DEC*	1	
	6X9-762B0-25-00	EKS Kit - Triple	1	
	6X6-8258A-31-00	Main harness 16P 10m / 32 ft	1	Other lengths available
	6X6-8258A-41-00	Main harness 16P 12m / 39 ft	2	Other lengths available
LEVEL 2	6X9-762S0-01-00	Bolt-on DES Kit	3	
	6X9-438A0-00-00	Steering actuator harness 2.4m / 8 ft	3	Other lengths available
	6X6-8258A-51-00	Main harness 16P 3.7m / 12 ft	3	Other lengths available
	6X9-615A0-00-00	Compact helm unit	1	Tilt type available (Kit: 6GR-762H0-00-00)
	6Y8-82521-11-00	Pigtail bus wire 0.6m / 2 ft	2	Other lengths available
	6GR-81115-00-00	SCU link harness (Port/Stbd) 1.5m (5 ft)	2	Other lengths available
	6GR-81115-20-00	SCU link harness (Center) 1.5m (5 ft)	1	Other lengths available
LEVEL 3-4	6GR-8258A-10-00	Helm harness main station Twin/Triple/Quad 0.9m / 3 ft	2	Other lengths available
	6X9-762J0-26-00	Joystick/Autopilot Kit - Triple	1	
	6Y8-82553-50-00	Main bus wire 3m / 10 ft	1	Other lengths available
	6Y8-82521-01-00	Pigtail bus wire 0.3m / 1 ft	1	Other lengths available
	6X9-82521-00-00	AP Panel Ext Harness 4.6m / 15 ft main	1	(Optional) Other length available

Level 4 requires an compatible multi-function display for map functions

KIT CONTENTS

Part Number	Description	Qty	Note
6YM-762G0-05-00	CL5 Color Touch Gauge Kit - DEC		
6YM-83710-14-00	CL5 display	1	
6YM-83553-00-00	Conversion harness	1	0.9 m (3 ft)
6YD-8356N-00-00	Fuel tank wire	1	
6Y8-81920-01-00	Multihub	1	
6Y9-83553-00-00	Conversion harness	1	
6Y8-82553-01-00	Main bus wire	1	0.3m (1 ft), other lengths available
6Y8-82521-31-00	Pigtail bus wire	1	1.8m (6 ft), other lengths available
6Y8-83553-02-00	System power supply	1	
6Y8-82582-11-00	Terminal cap white	2	

Part Number	Description	Qty	Note	Part Number	Description	Qty	Note
6X9-762B0-25-00	EKS Kit - Triple			6X9-762J0-26-00	Joystick/AP Kit - Triple		
6X9-82570-00-00	Power switch	1		6X9-8253V-01-00	Autopilot panel	1	
6X9-82570-40-00	Individual start stop	1		6X9-88107-00-00	GPS antenna	1	
6X9-82716-41-00	EKS harness	1		6X9-8A410-00-00	Heading sensor	1	
6X9-82570-C0-00	Lanyard switch	1		6Y8-8591T-32-00	Boat Control Unit	1	
6X9-86254-00-00	Immobilizer + key fob (2pcs)	1	433Mhz	6X8-81920-11-00	Single hub	1	
6Y8-82521-11-00	Pigtail bus wire	1	0.6m (2 ft)	6X9-82386-01-00	BCU harness	1	Ext. available
6Y8-48277-00-00	Sticker	1		6YM-83553-00-00	Conversion harness	2	0.9m (3 ft)
				6X9-482A0-00-00	Joystick assy	1	
6X9-762S0-01-00	Bolt-on DES Kit			6ES-83720-02-00	Prop lights	2	
6X9-42401-00-00	Actuator	1					
6X9-8258A-90-00	Split harness	1					

HARNES OPTIONS

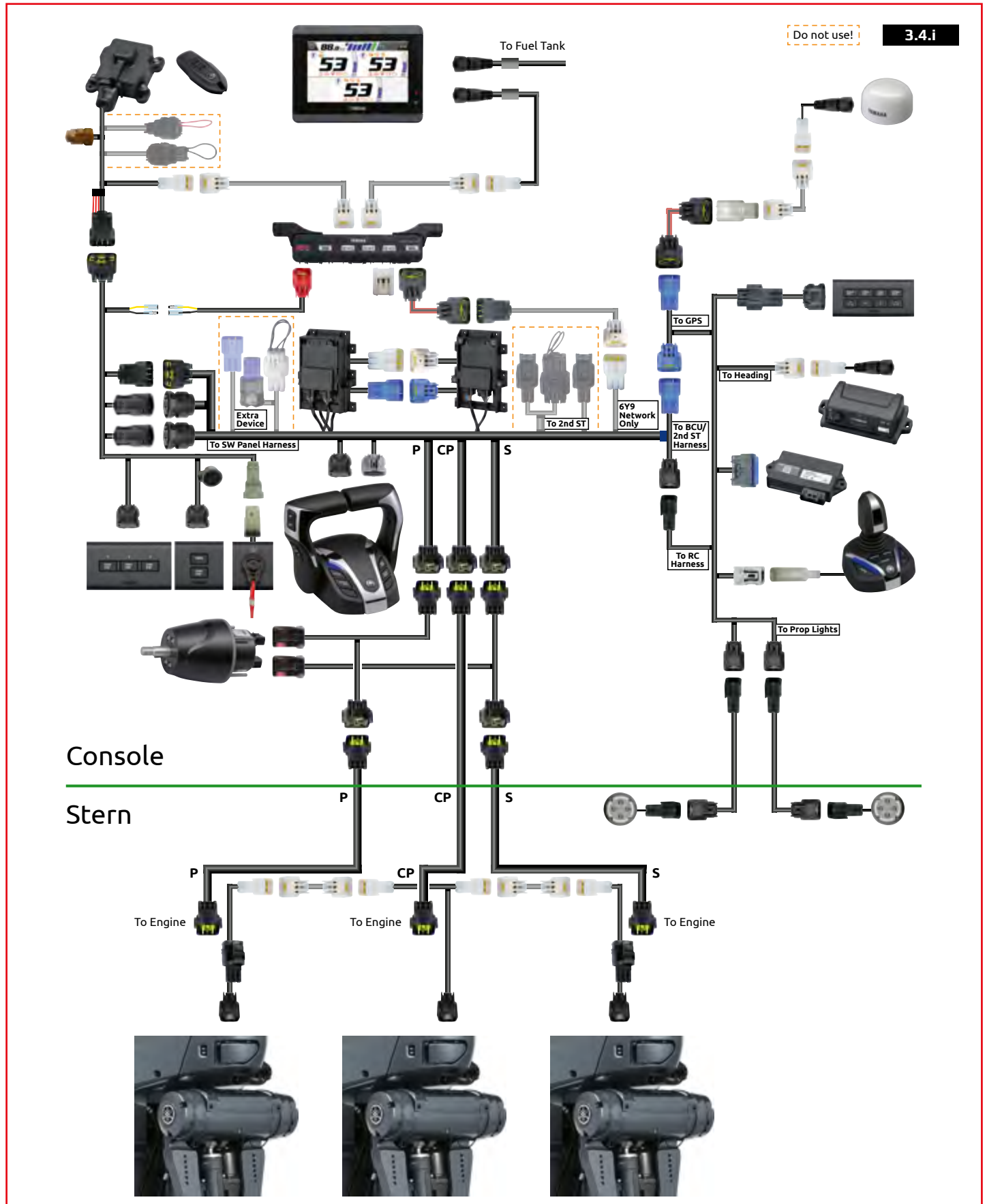
Main harness 16P	Length (m)	Main bus wire	Length	Pigtail bus wire	Length
6X6-8258A-90-00	1.5m (5 ft)	6Y8-82553-01-00	0.3m (1 ft)	6Y8-82521-01-00	0.3m (1 ft)
6X6-8258A-51-00	3.7m (12 ft)	6Y8-82553-50-00	3m (10 ft)	6Y8-82521-11-00	0.6m (2 ft)
6X6-8258A-61-00	5.2m (17 ft)	6Y8-82553-11-00	4.6m (15 ft)	6Y8-82521-21-00*	0.9m (3 ft)
6X6-8258A-01-00	6m (19 ft)	6Y8-82553-21-00	6.1m (20 ft)	6Y8-82521-31-00	1.8m (6 ft)
6X6-8258A-11-00	7m (23 ft)	6Y8-82553-31-00	7.6m (25 ft)	6Y8-82521-41-00	2.7m (9 ft)
6X6-8258A-21-00	8m (26 ft)	6Y8-82553-41-00	9.1m (30 ft)	6Y8-82521-51-00	3.6m (12 ft)
6X6-8258A-31-00	10m (32 ft)			* Max length GPS antenna connection	
6X6-8258A-41-00	12m (39 ft)	Steering actuator harness	Length	Helm Harness	Length
6X6-8258A-71-00	15m (49 ft)	6X9-438A0-00-00	2.4m (8 ft)	6GR-8258A-11-00	0.9m (3 ft)
6X6-8258A-81-00	24m (79 ft)	6X9-438A0-10-00	4.5m (15 ft)	6GR-8258A-51-00	1.8m (6 ft)
				6GR-8258A-61-00	2.7m (9 ft)
SCU Link harness P/S	Length	SCU Link harness Center	Length	Extension for Prop lights	Length
6X9-81115-00-00	0.3m (1 ft)	6X9-81115-10-00	0.3m (1 ft)	6X9-82586-20-00	6m (19 ft)
6GR-81115-00-00	1.5m (5 ft)	6GR-81115-20-00	1.5m (5 ft)	6X9-82586-30-00	9.1m (30 ft)
6GR-81115-10-00	3.0m (10 ft)	6GR-81115-30-00	3.0m (10 ft)	6X9-82586-40-00	12.2m (40 ft)
AP Panel Ext Harness	Length				
6X9-82521-00-00	4.6m (15 ft)				
6X9-82521-10-00	9.1m (30 ft)				

Rigging Diagrams

DBW REMOTE CONTROL (MAIN STATION)

TRIPLE LEVEL 3-4 INTEGRATED

TRIPLE ENGINE	6X9 DEC TM	CL5 DISPLAY	EKS SWITCH	DES INTEGRATED	SINGLE STATION	HM-EX JOYSTICK / AP
-------------------------	----------------------	-----------------------	----------------------	--------------------------	--------------------------	-------------------------------



TRIPLE LEVEL 3-4 INTEGRATED PARTS

	Description	Qty	Note	
LEVEL 1	6X9-48208-01-00	6X9 DEC Top mount - Triple	1	
	6YM-762G0-05-00	CL5 Color Touch Gauge Kit - DEC*	1	
	6X9-762B0-25-00	EKS Kit - Triple	1	
	6X6-8258A-31-00	Main harness 16P 10m / 32 ft	1	Other lengths available
	6X6-8258A-41-00	Main harness 16P 12m / 39 ft	2	Other lengths available
LEVEL 2	6X9-615A0-00-00	Compact helm unit	1	Tilt type available (Kit: 6GR-762H0-00-00)
	6GR-81115-00-00	SCU link harness (Port/ Stbd) 1.5m (5 ft)	2	Other lengths available
	6GR-81115-20-00	SCU link harness (Center) 1.5m (5 ft)	1	Other lengths available
	6Y8-82521-11-00	Pigtail bus wire 0.6m / 2 ft	2	Other lengths available
	6GR-8258A-10-00	Helm harness main statin Twin/Triple/Quad 0.9m / 3 ft	2	Other lengths available
LEVEL 3-4	6X9-762J0-26-00	Joystick/Autopilot Kit - Triple	1	
	6Y8-82553-50-00	Main bus wire 3m / 10 ft	1	Other lengths available
	6Y8-82521-01-00	Pigtail bus wire 0.3m / 1 ft	1	Other lengths available
	6X9-82521-00-00	AP Panel Ext Harness 4.6m / 15 ft	1	(Optional) Other length available

Level 4 requires an compatible multi-function display for map functions

KIT CONTENTS

Part Number	Description	Qty	Note
6YM-762G0-05-00	CL5 Color Touch Gauge Kit - DEC		
6YM-83710-14-00	CL5 display	1	
6YM-83553-00-00	Conversion harness	1	0.9 m (3 ft)
6YD-8356N-00-00	Fuel tank wire	1	
6Y8-81920-01-00	Multi hub	1	
6Y9-83553-00-00	Conversion harness	1	
6Y8-82553-01-00	Main bus wire	1	0.3m (1 ft), other lengths available
6Y8-82521-31-00	Pigtail bus wire	1	1.8m (6 ft), other lengths available
6Y8-83553-02-00	System power supply	1	
6Y8-82582-11-00	Terminal cap white	2	

Part Number	Description	Qty	Note	Part Number	Description	Qty	Note
6X9-762B0-25-00	EKS Kit - Triple			6X9-762J0-26-00	Joystick/AP Kit - Triple		
6X9-82570-00-00	Power switch	1		6X9-8253V-01-00	Autopilot panel	1	
6X9-82570-40-00	Individual start / stop	1		6X9-88107-00-00	GPS antenna	1	
6X9-82716-41-00	EKS harness	1		6X9-8A410-00-00	Heading sensor	1	
6X9-82570-C0-00	Lanyard switch	1		6X9-8591T-32-00	Boat Control Unit	1	
6X9-86254-00-00	Immobilizer + key fob (2pcs)	1	433Mhz	6Y8-81920-11-00	Single hub	1	
6Y8-82521-11-00	Pigtail bus wire	1	0.6m (2 ft)	6X9-82386-01-00	BCU harness	1	Ext. available
6Y8-48277-00-00	Sticker	1		6YM-83553-00-00	Conversion harness	2	0.9m (3 ft)
				6X9-482A0-00-00	Joystick assy	1	
				6ES-83720-02-00	Prop lights	2	

HARNESS OPTIONS

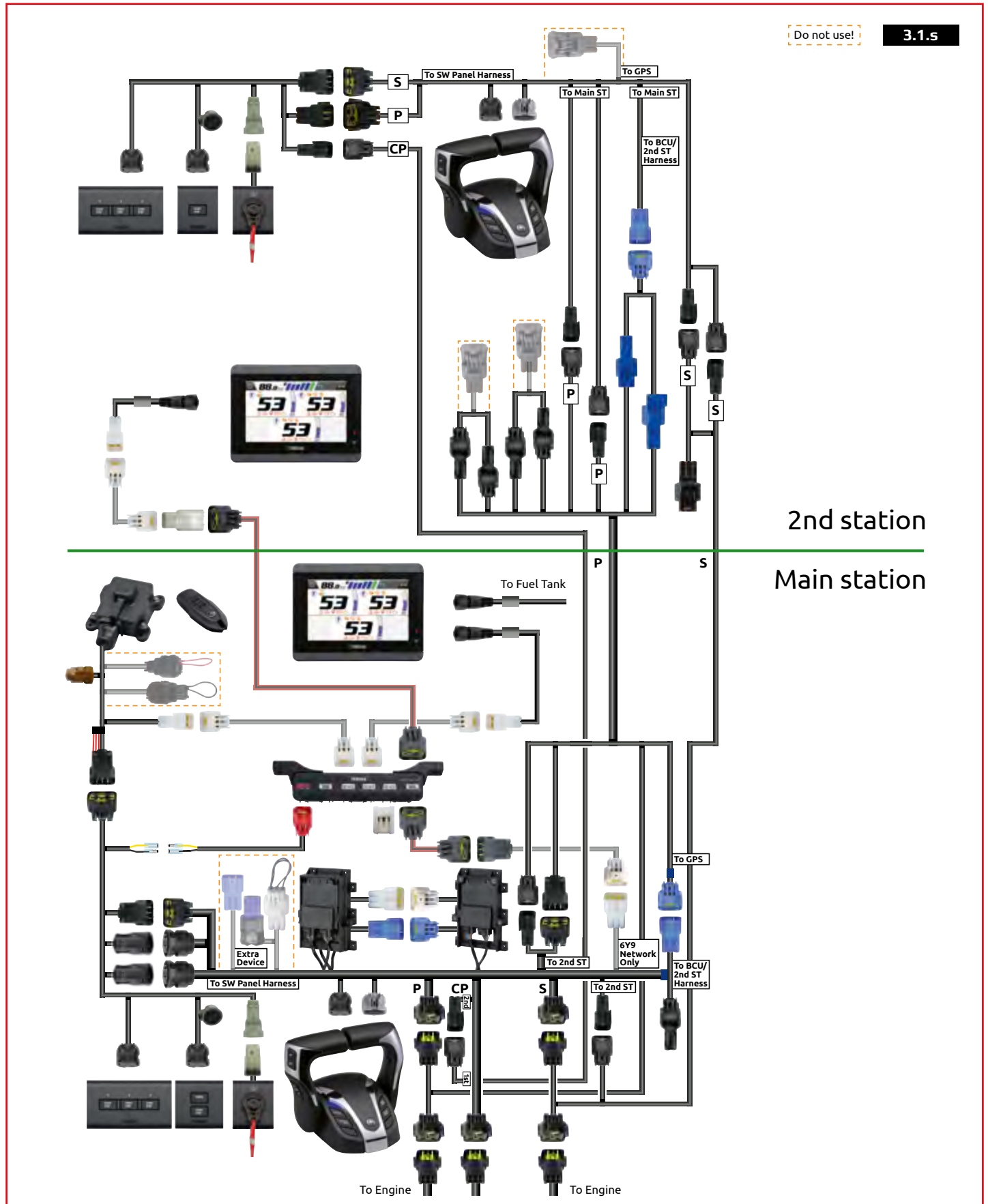
Main harness 16P	Length (m)	Main bus wire	Length	Pigtail bus wire	Length
6X6-8258A-90-00	1.5m (5 ft)	6Y8-82553-01-00	0.3m (1 ft)	6Y8-82521-01-00	0.3m (1 ft)
6X6-8258A-51-00	3.7m (12 ft)	6Y8-82553-50-00	3m (10 ft)	6Y8-82521-11-00	0.6m (2 ft)
6X6-8258A-61-00	5.2m (17 ft)	6Y8-82553-11-00	4.6m (15 ft)	6Y8-82521-21-00*	0.9m (3 ft)
6X6-8258A-01-00	6m (19 ft)	6Y8-82553-21-00	6.1m (20 ft)	6Y8-82521-31-00	1.8m (6 ft)
6X6-8258A-11-00	7m (23 ft)	6Y8-82553-31-00	7.6m (25 ft)	6Y8-82521-41-00	2.7m (9 ft)
6X6-8258A-21-00	8m (26 ft)	6Y8-82553-41-00	9.1m (30 ft)	6Y8-82521-51-00	3.6m (12 ft)
6X6-8258A-31-00	10m (32 ft)			* Max length GPS antenna connection	
6X6-8258A-41-00	12m (39 ft)	Helm harness	Length	SCU Link harness P/S	Length
6X6-8258A-71-00	15m (49 ft)	6GR-8258A-11-00	0.9m (3 ft)	6X9-81115-00-00	0.3m (1 ft)
6X6-8258A-81-00	24m (79 ft)	6GR-8258A-51-00	1.8m (6 ft)	6GR-81115-00-00	1.5m (5 ft)
		6GR-8258A-61-00	2.7m (9 ft)	6GR-81115-10-00	3.0m (10 ft)
SCU Link harness Center	Length	Extension for Prop lights	Length	AP Panel Ext Harness	Length
6X9-81115-10-00	0.3m (1 ft)	6X9-82586-20-00	6m (19 ft)	6X9-82521-00-00	4.6m (15 ft)
6GR-81115-20-00	1.5m (5 ft)	6X9-82586-30-00	9.1m (30 ft)	6X9-82521-10-00	9.1m (30 ft)
6GR-81115-30-00	3.0m (10 ft)	6X9-82586-40-00	12.2m (40 ft)		

Rigging Diagrams

DBW REMOTE CONTROL (2ND STATION)

TRIPLE 2ND STATION LEVEL 1

TRIPLE ENGINE	6X9 DEC TM	CL5 DISPLAY	EKS SWITCH	DES STEERING	DUAL STATION
-------------------------	----------------------	-----------------------	----------------------	------------------------	------------------------



TRIPLE 2ND STATION LEVEL 1 PARTS

	Description	Qty	Note
	6X9-48207-10-00 6X9 DEC Top mount - Twin/Triple/Quad	1	2nd station
	6YM-762G0-05-00 CL5 display 2nd station*	1	Display only
	6YM-83553-00-00 Conversion harness for CL5	1	
	6Y8-81920-11-00 Single hub	1	
LEVEL 1	6Y8-82521-11-00 Pigtail bus wire 0.6m / 2 ft	1	Other lengths available
	6Y8-82553-11-00 Main bus wire 4.6m / 15 ft	1	Other lengths available
	6X9-762B0-A0-00 EKS Kit - Triple 2nd station	1	
	6X9-8258A-00-00 2nd station harness Port 5m / 16 ft	1	Other lengths available
	6X9-8258A-30-00 2nd station harness Stbd 5m / 16 ft	1	Other lengths available
	6X9-8258A-60-00 2nd station harness Center 5m / 16 ft	1	Other lengths available
	*) For other display options, check the display section in this guide		

KIT CONTENTS

Part Number	Description	Qty	Note
6X9-762B0-A0-00	EKS Kit - Triple 2nd St		
6X9-82570-B1-00	All start / stop switch	1	
6X9-82570-40-00	Individual start / stop	1	
6X9-82716-80-00	EKS harness	1	
6X9-82570-C0-00	Lanyard switch	1	

HARNESS OPTIONS

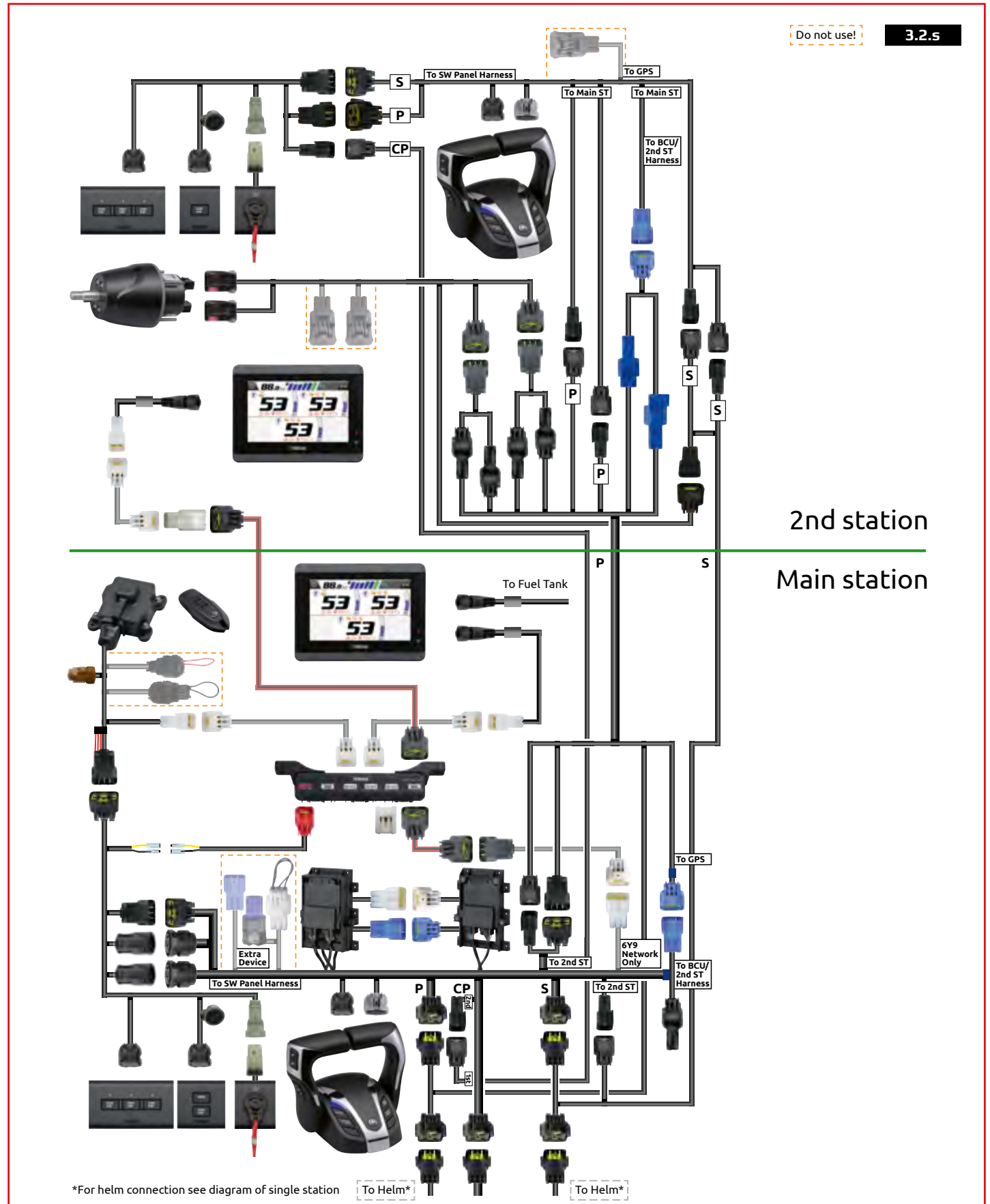
Main bus wire		Pigtail bus wire		2nd helm harness Port		2nd helm harness Stbd		2nd helm harness Center	
	Length		Length		Length		Length		Length
6Y8-82553-01-00	0.3m (1 ft)	6Y8-82521-01-00	0.3m (1 ft)	6X9-8258A-00-00	5m (16 ft)	6X9-8258A-30-00	5m (16 ft)	6X9-8258A-60-00	5m (16 ft)
6Y8-82553-50-00	3m (10 ft)	6Y8-82521-11-00	0.6m (2 ft)	6X9-8258A-10-00	8m (26 ft)	6X9-8258A-40-00	8m (26 ft)	6X9-8258A-70-00	8m (26 ft)
6Y8-82553-11-00	4.6m (15 ft)	6Y8-82521-21-00	0.9m (3 ft)	6X9-8258A-20-00	12m (38 ft)	6X9-8258A-50-00	12m (38 ft)	6X9-8258A-80-00	12m (38 ft)
6Y8-82553-21-00	6.1m (20 ft)	6Y8-82521-31-00	1.8m (6 ft)						
6Y8-82553-31-00	7.6m (25 ft)	6Y8-82521-41-00	2.7m (9 ft)						
6Y8-82553-41-00	9.1m (30 ft)	6Y8-82521-51-00	3.6m (12 ft)						

Rigging Diagrams

DBW REMOTE CONTROL (2ND STATION)

TRIPLE 2ND STATION LEVEL 2

TRIPLE ENGINE	6X9 DEC TM	CL5 DISPLAY	EKS SWITCH	DES STEERING	DUAL STATION
-------------------------	----------------------	-----------------------	----------------------	------------------------	------------------------



TRIPLE 2ND STATION LEVEL 2 PARTS

	Description	Qty	Note
	6X9-48207-10-00 6X9 DEC Top mount - Twin/Triple/Quad	1	2nd station
	6YM-762G0-05-00 CL5 display 2nd station*	1	Display only
	6YM-83553-00-00 Conversion Harness for CL5	1	
	6Y8-81920-11-00 Single hub	1	
	6Y8-82521-11-00 Pigtail bus wire 0.6m / 2 ft	1	Other lengths available
LEVEL 1	6Y8-82553-11-00 Main bus wire 4.6m / 15 ft	1	Other lengths available
	6X9-762B0-A0-00 EKS Kit - Triple 2nd station	1	
	6X9-8258A-00-00 2nd station harness Port 5m / 16 ft	1	Other lengths available
	6X9-8258A-30-00 2nd station harness Stbd 5m / 16 ft	1	Other lengths available
	6X9-8258A-60-00 2nd station harness Center 5m / 16 ft	1	Other lengths available
	6GR-8258A-V0-00 Extension Harness**	2	XTO only
LEVEL 2	6X9-615A0-00-00 Compact helm unit	1	Tilt type available (Kit: 6GR-762H0-00-00)
	6X9-8258A-B0-00 Helm harness 2nd St 0.9m / 3 ft	1	

*) For other display options, check the display section in this guide

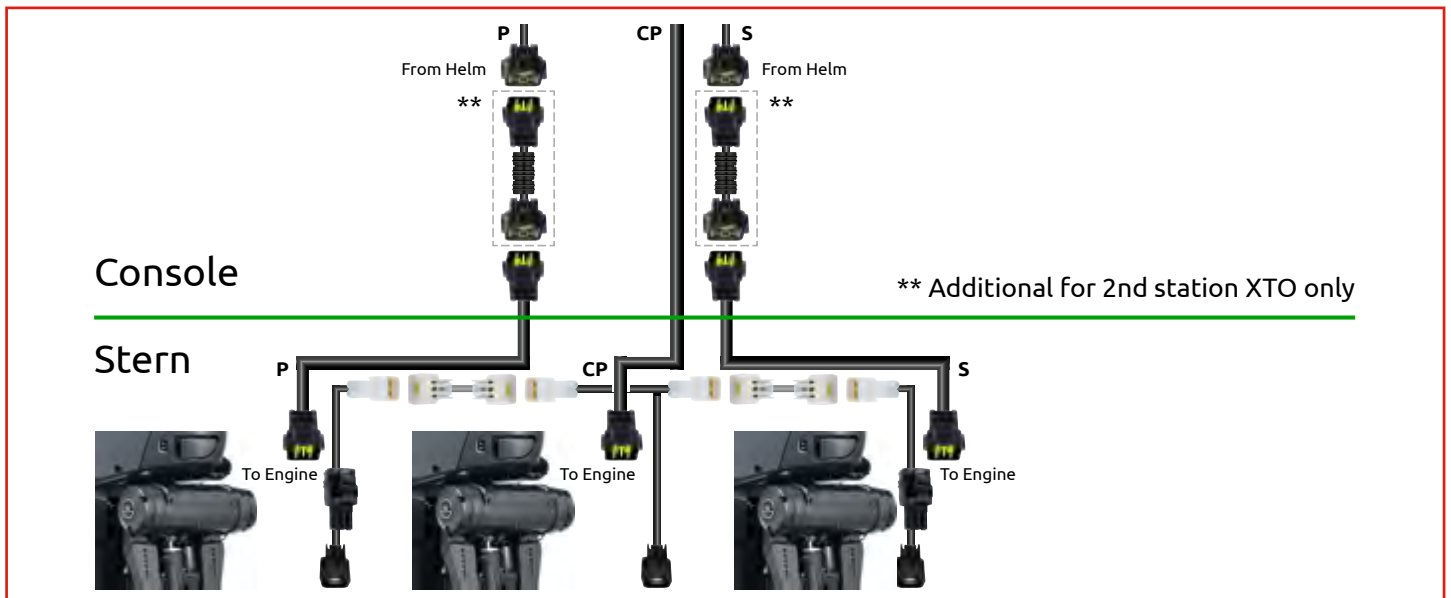
KIT CONTENTS

Part Number	Description	Qty	Note
6X9-762B0-A0-00	EKS Kit - Triple 2nd St		
6X9-82570-B1-00	All start / stop switch	1	
6X9-82570-40-00	Individual start / stop	1	
6X9-82716-80-00	EKS harness	1	
6X9-82570-C0-00	Lanyard switch	1	

HARNESS OPTIONS

Main bus wire	Length	Pigtail bus wire	Length		
6Y8-82553-01-00	0.3m (1 ft)	6Y8-82521-01-00	0.3m (1 ft)		
6Y8-82553-50-00	3m (10 ft)	6Y8-82521-11-00	0.6m (2 ft)		
6Y8-82553-11-00	4.6m (15 ft)	6Y8-82521-21-00	0.9m (3 ft)		
6Y8-82553-21-00	6.1m (20 ft)	6Y8-82521-31-00	1.8m (6 ft)		
6Y8-82553-31-00	7.6m (25 ft)	6Y8-82521-41-00	2.7m (9 ft)		
6Y8-82553-41-00	9.1m (30 ft)	6Y8-82521-51-00	3.6m (12 ft)		

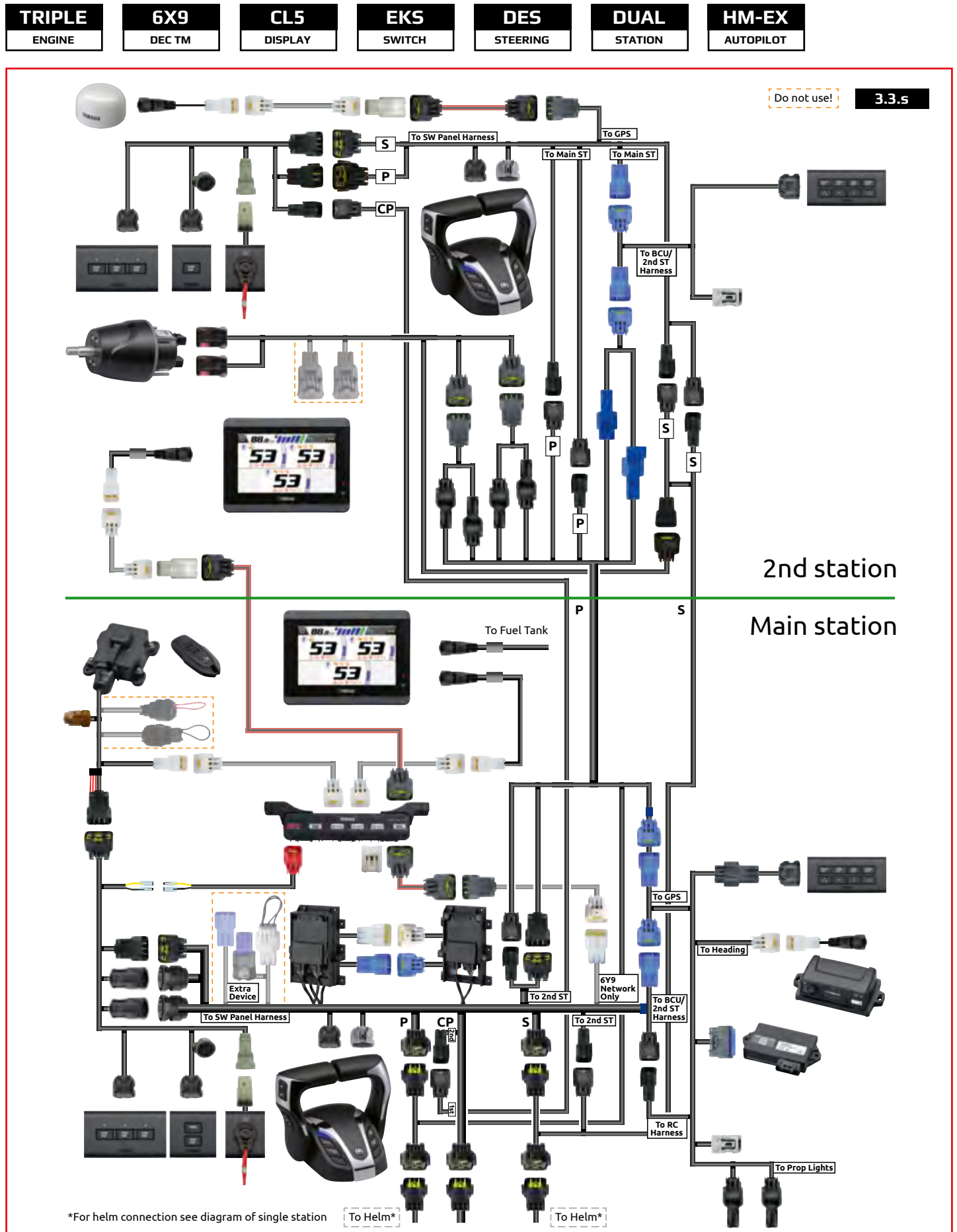
2nd helm harness Port	Length	2nd helm harness Stbd	Length	2nd helm harness Center	Length
6X9-8258A-00-00	5m (16 ft)	6X9-8258A-30-00	5m (16 ft)	6X9-8258A-60-00	5m (16 ft)
6X9-8258A-10-00	8m (26 ft)	6X9-8258A-40-00	8m (26 ft)	6X9-8258A-70-00	8m (26 ft)
6X9-8258A-20-00	12m (38 ft)	6X9-8258A-50-00	12m (38 ft)	6X9-8258A-80-00	12m (38 ft)



Rigging Diagrams

DBW REMOTE CONTROL (2ND STATION)

TRIPLE 2ND STATION LEVEL 3



TRIPLE 2ND STATION LEVEL 3 PARTS

	Description	Qty	Note
	6X9-48207-10-00 6X9 DEC Top mount - Twin/Triple/Quad	1	2nd station
	6YM-762G0-05-00 CL5 display 2nd station*	1	Display only
	6YM-83553-00-00 Conversion Harness for CL5	1	
	6Y8-81920-11-00 Single hub	1	
	6Y8-82521-11-00 Pigtail bus wire 0.6m / 2 ft	1	Other lengths available
LEVEL 1	6Y8-82553-11-00 Main bus wire 4.6m / 15 ft	1	Other lengths available
	6X9-762B0-A0-00 EKS Kit - Triple 2nd station	1	
	6X9-8258A-00-00 2nd station harness Port 5m / 16 ft	1	Other lengths available
	6X9-8258A-30-00 2nd station harness Stbd 5m / 16 ft	1	Other lengths available
	6X9-8258A-60-00 2nd station harness Center 5m / 16 ft	1	Other lengths available
	6GR-8258A-V0-00 Extension Harness**	2	XTO only
LEVEL 2	6X9-615A0-00-00 Compact helm unit	1	Tilt type available (Kit: 6GR-762H0-00-00)
	6X9-8258A-B0-00 Helm harness 2nd station 0.9m / 3 ft	1	
	6X9-762P0-11-00 Autopilot Kit - 2nd station	1	
LEVEL 3	6X9-82521-00-00 AP Panel Ext Harness 4.6m / 15 ft	1	(Optional) Other length available

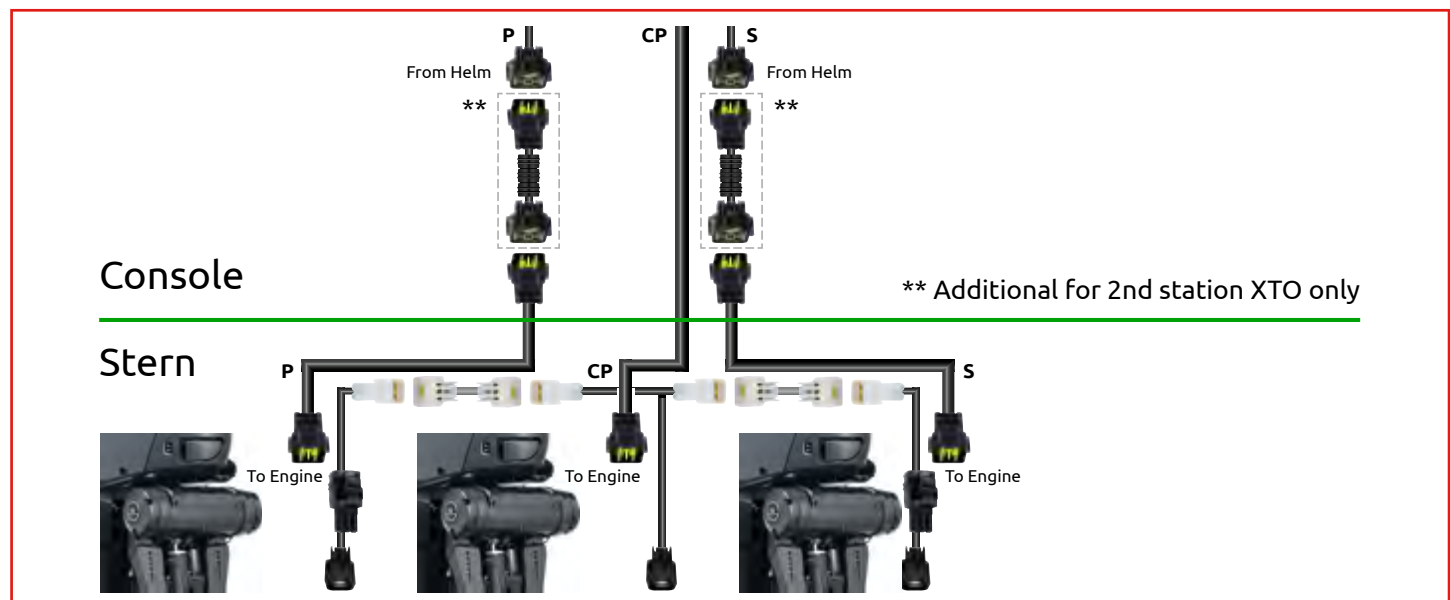
Level 3 requires an compatible multi-function display for map functions

KIT CONTENTS

6X9-762B0-A0-00	EKS Kit - Triple 2nd station	Qty	Note
6X9-82570-B1-00	All start / stop switch	1	
6X9-82570-40-00	Individual start / stop	1	
6X9-82716-80-00	EKS harness	1	
6X9-82570-C0-00	Lanyard switch	1	
6X9-762P0-11-00	Autopilot Kit - 2nd station	Qty	Note
6X9-8253V-01-00	Autopilot panel	1	
6X9-82386-10-00	BCU harness	1	Extention available

HARNESS OPTIONS

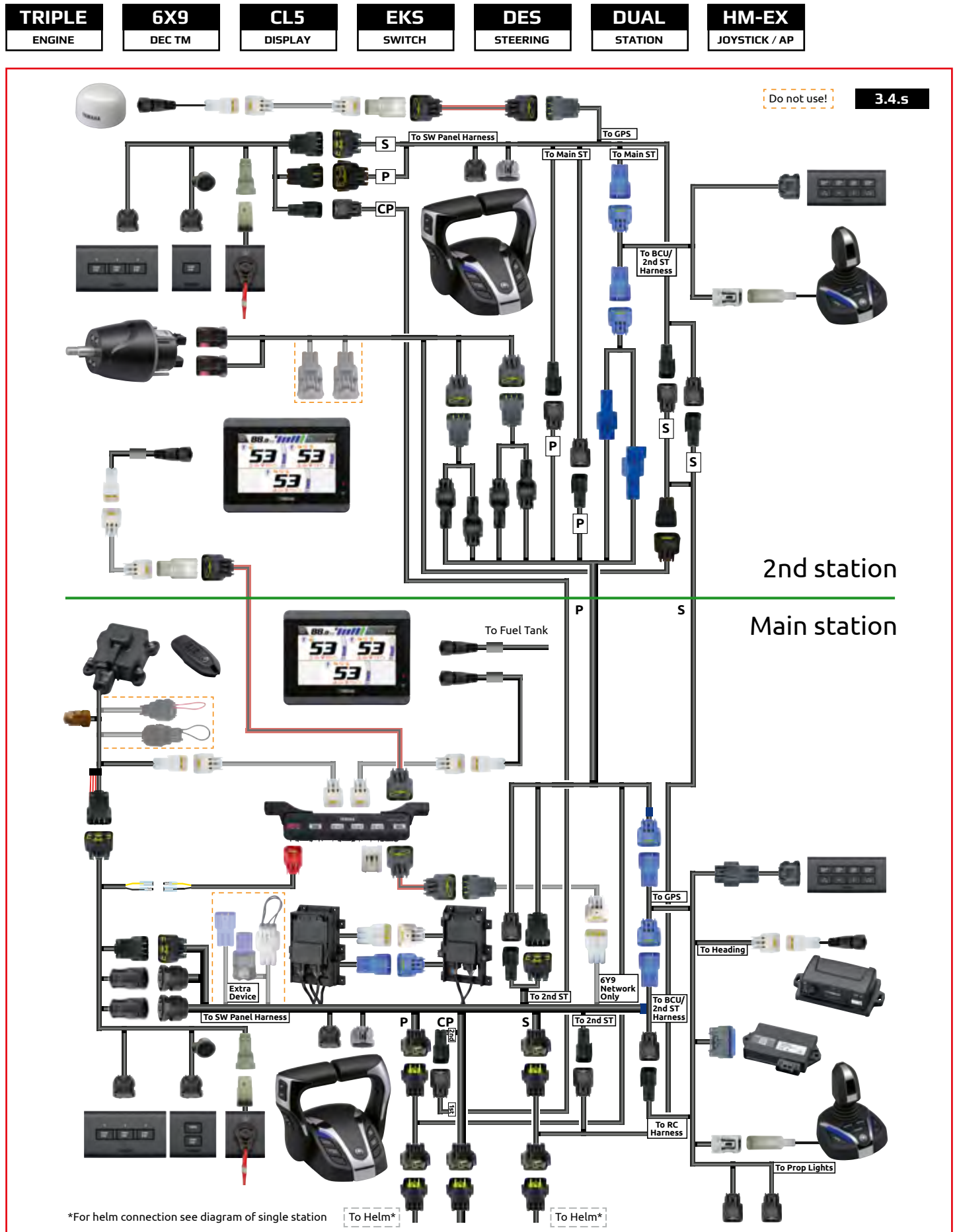
Main bus wire	Length	Pigtail bus wire	Length	2nd helm harness Port	Length
6Y8-82553-01-00	0.3m (1 ft)	6Y8-82521-01-00	0.3m (1 ft)	6X9-8258A-00-00	5m (16 ft)
6Y8-82553-50-00	3m (10 ft)	6Y8-82521-11-00	0.6m (2 ft)	6X9-8258A-10-00	8m (26 ft)
6Y8-82553-11-00	4.6m (15 ft)	6Y8-82521-21-00	0.9m (3 ft)	6X9-8258A-20-00	12m (38 ft)
6Y8-82553-21-00	6.1m (20 ft)	6Y8-82521-31-00	1.8m (6 ft)		
6Y8-82553-31-00	7.6m (25 ft)	6Y8-82521-41-00	2.7m (9 ft)		
6Y8-82553-41-00	9.1m (30 ft)	6Y8-82521-51-00	3.6m (12 ft)		
AP Panel Ext Harness	Length	2nd helm harness Stbd	Length	2nd helm harness Center	Length
6X9-82521-00-00	4.6m (15 ft)	6X9-8258A-30-00	5m (16 ft)	6X9-8258A-60-00	5m (16 ft)
6X9-82521-10-00	9.1m (30 ft)	6X9-8258A-40-00	8m (26 ft)	6X9-8258A-70-00	8m (26 ft)
		6X9-8258A-50-00	12m (38 ft)	6X9-8258A-80-00	12m (38 ft)



Rigging Diagrams

DBW REMOTE CONTROL (2ND STATION)

TRIPLE 2ND STATION LEVEL 3-4



TRIPLE 2ND STATION LEVEL 3-4 PARTS

	Description	Qty	Note
	6X9-48207-10-00	1	6X9 DEC Top mount - Twin/Triple/Quad
	6YM-762G0-05-00	1	CL5 display 2nd station*
	6YM-83553-00-00	1	Conversion harness for CL5
	6Y8-81920-11-00	1	Single hub
	6Y8-82521-11-00	1	Pigtail bus wire 0.6m / 2 ft
LEVEL 1	6Y8-82553-11-00	1	Main bus wire 4.6m / 15 ft
	6X9-762B0-A0-00	1	EKS Kit - Triple 2nd station
	6X9-8258A-00-00	1	2nd station harness Port 5m / 16 ft
	6X9-8258A-30-00	1	2nd station harness Stbd 5m / 16 ft
	6X9-8258A-60-00	1	2nd station harness Center 5m / 16 ft
	6GR-8258A-V0-00	2	Extension Harness**
LEVEL 2	6X9-615A0-00-00	1	Compact helm unit
	6X9-8258A-B0-00	1	Helm harness 2nd station 0.9m / 3 ft
	6X9-762P0-11-00	1	Autopilot Kit - 2nd station
LEVEL 3-4	6X9-482A0-00-00	1	Joystick assy for 2nd station
	6X9-82521-00-00	1	AP Panel Ext Harness 4.6m / 15 ft

Level 4 requires an compatible multi-function display for map functions

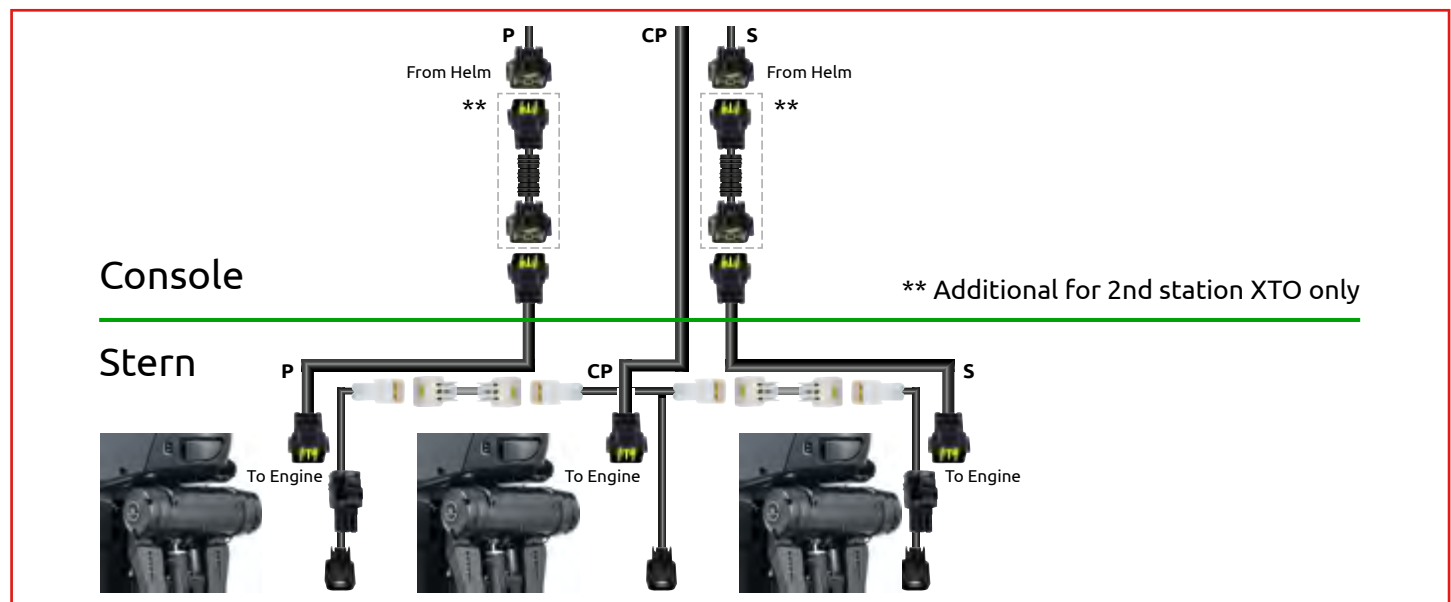
KIT CONTENTS

Part Number	Description	Qty	Note	Part Number	Description	Qty	Note
6X9-762B0-A0-00	EKS Kit - Triple 2nd station			6X9-762P0-11-00	Autopilot Kit - 2nd station		
6X9-82570-B1-00	All start / stop switch	1		6X9-8253V-01-00	Autopilot panel	1	
6X9-82570-40-00	Individual start / stop	1		6X9-82386-10-00	BCU Harness	1	Ext. available
6X9-82716-80-00	EKS harness	1					
6X9-82570-C0-00	Lanyard switch	1					

HARNESS OPTIONS

Main bus wire	Length	Pigtail bus wire	Length	2nd helm harness Port	Length
6Y8-82553-01-00	0.3m (1 ft)	6Y8-82521-01-00	0.3m (1 ft)	6X9-8258A-00-00	5m (16 ft)
6Y8-82553-50-00	3m (10 ft)	6Y8-82521-11-00	0.6m (2 ft)	6X9-8258A-10-00	8m (26 ft)
6Y8-82553-11-00	4.6m (15 ft)	6Y8-82521-21-00	0.9m (3 ft)	6X9-8258A-20-00	12m (38 ft)
6Y8-82553-21-00	6.1m (20 ft)	6Y8-82521-31-00	1.8m (6 ft)		
6Y8-82553-31-00	7.6m (25 ft)	6Y8-82521-41-00	2.7m (9 ft)		
6Y8-82553-41-00	9.1m (30 ft)	6Y8-82521-51-00	3.6m (12 ft)		

AP Panel Ext Harness	Length	2nd helm harness Stbd	Length	2nd helm harness Center	Length
6X9-82521-00-00	4.6m (15 ft)	6X9-8258A-30-00	5m (16 ft)	6X9-8258A-60-00	5m (16 ft)
6X9-82521-10-00	9.1m (30 ft)	6X9-8258A-40-00	8m (26 ft)	6X9-8258A-70-00	8m (26 ft)
		6X9-8258A-50-00	12m (38 ft)	6X9-8258A-80-00	12m (38 ft)

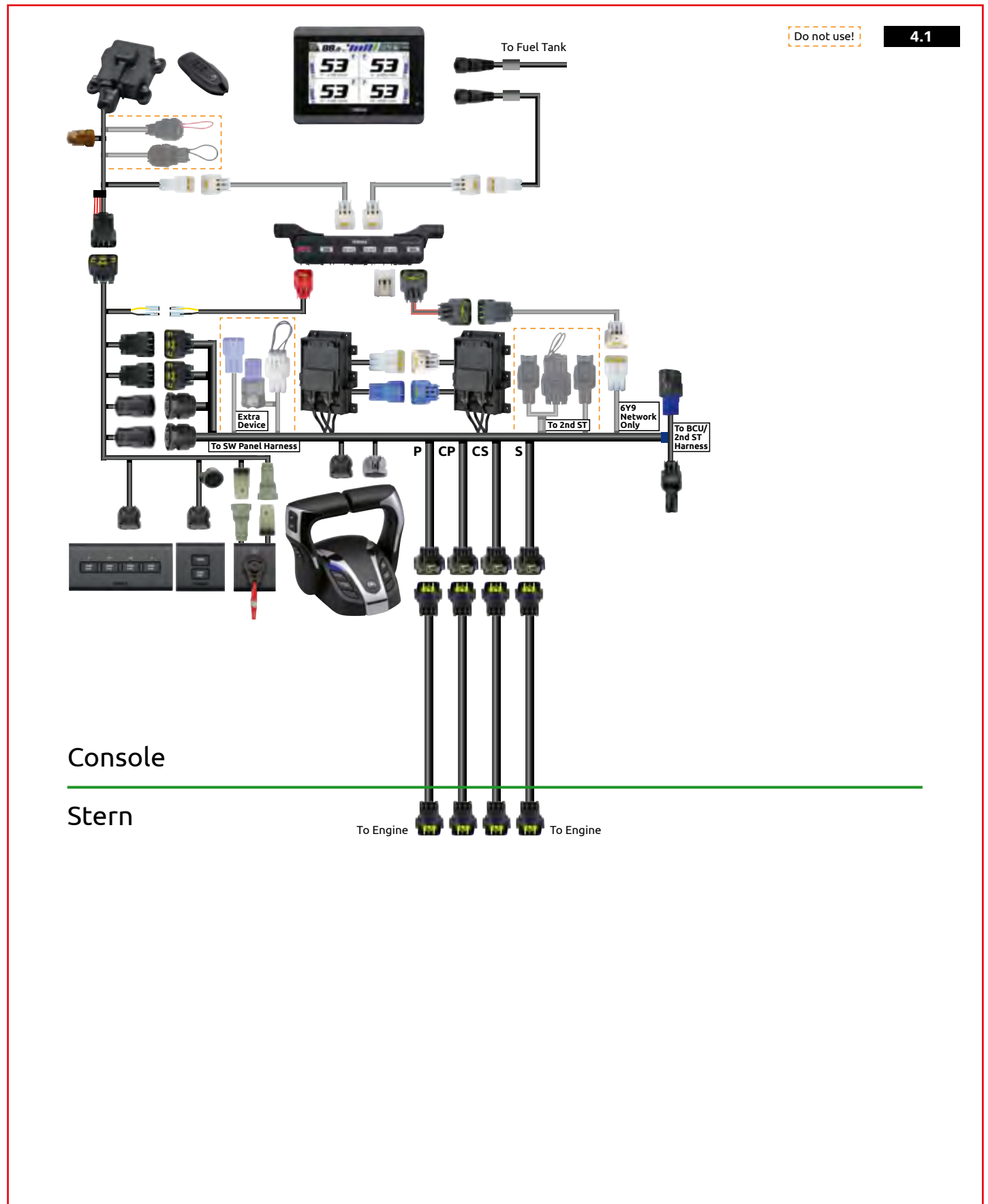


Rigging Diagrams

DBW REMOTE CONTROL (MAIN STATION)

QUAD LEVEL 1

QUAD ENGINE	6X9 DEC TM	CL5 DISPLAY	EKS SWITCH	DES STEERING	SINGLE STATION
-----------------------	----------------------	-----------------------	----------------------	------------------------	--------------------------



QUAD LEVEL 1 PARTS

	Description	Qty	Note
	6X9-48209-02-00	6X9 DEC Top mount - Quad	1
	6YM-762G0-05-00	CL5 Color Touch Gauge Kit - DEC*	1
LEVEL 1	6X9-762B0-31-00	EKS Kit - Quad	1
	6X6-8258A-41-00	Main harness 16P 12m / 39 ft	2 Other lengths available
	6X6-8258A-71-00	Main harness 16P 15m / 49 ft	2 Other lengths available

*) For other display options, check the display section in this guide

KIT CONTENTS

	Description	Qty	Note
6YM-762G0-05-00	CL5 Color Touch Gauge Kit - DEC	1	
6YM-83710-14-00	CL5 Display	1	
6YM-83553-00-00	Conversion harness	1	0.9 m (3 ft)
6YD-8356N-00-00	Fuel tank wire	1	
6Y8-81920-01-00	Multi hub	1	
6Y9-83553-00-00	Conversion harness	1	
6Y8-82553-01-00	Main bus wire	1	0.3m (1 ft), other lengths available
6Y8-82521-31-00	Pigtail bus wire	1	1.8m (6 ft), other lengths available
6Y8-83553-02-00	System power supply	1	
6Y8-82582-11-00	Terminal cap white	2	

	Description	Qty	Note
6X9-762B0-31-00	EKS Kit - Quad	1	
6X9-82570-00-00	Power switch	1	
6X9-82570-50-00	Individual start / stop	1	
6X9-82716-91-00	EKS harness	1	
6X9-82570-D0-00	Lanyard switch	1	
6X9-86260-02-00	Immobilizer + key fob (2pcs)	1	433Mhz
6Y8-82521-11-00	Pigtail bus wire	1	0.6m (2 ft)
6Y8-48277-00-00	Sticker	1	

HARNESS OPTIONS

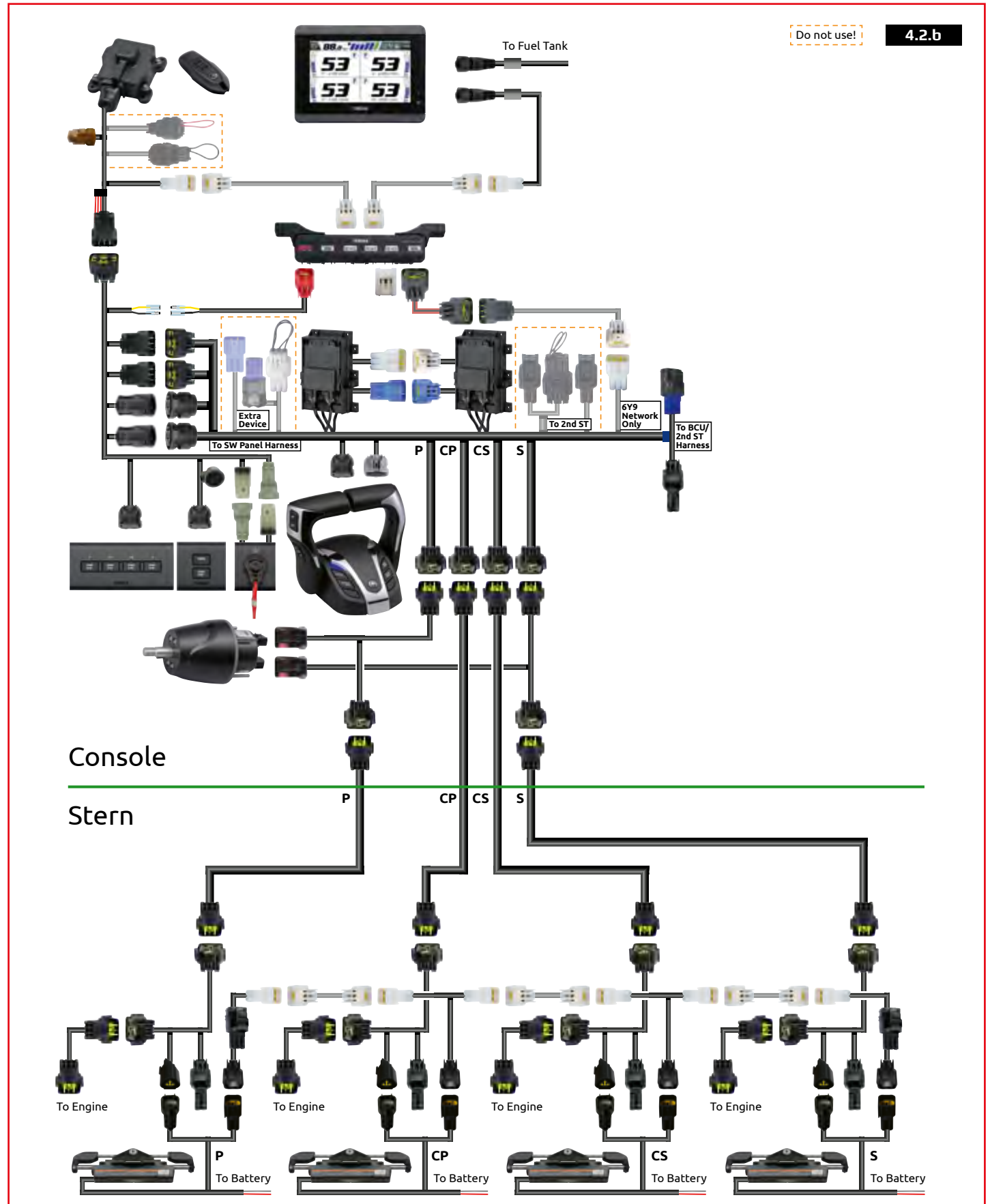
Main harness 16P	Length (m)	Main bus wire	Length	Pigtail bus wire	Length
6X6-8258A-90-00	1.5m (5 ft)	6Y8-82553-01-00	0.3m (1 ft)	6Y8-82521-01-00	0.3m (1 ft)
6X6-8258A-51-00	3.7m (12 ft)	6Y8-82553-50-00	3m (10 ft)	6Y8-82521-11-00	0.6m (2 ft)
6X6-8258A-61-00	5.2m (17 ft)	6Y8-82553-11-00	4.6m (15 ft)	6Y8-82521-21-00	0.9m (3 ft)
6X6-8258A-01-00	6m (19 ft)	6Y8-82553-21-00	6.1m (20 ft)	6Y8-82521-31-00	1.8m (6 ft)
6X6-8258A-11-00	7m (23 ft)	6Y8-82553-31-00	7.6m (25 ft)	6Y8-82521-41-00	2.7m (9 ft)
6X6-8258A-21-00	8m (26 ft)	6Y8-82553-41-00	9.1m (30 ft)	6Y8-82521-51-00	3.6m (12 ft)
6X6-8258A-31-00	10m (32 ft)				
6X6-8258A-41-00	12m (39 ft)				
6X6-8258A-71-00	15m (49 ft)				
6X6-8258A-81-00	24m (79 ft)				

Rigging Diagrams

DBW REMOTE CONTROL (MAIN STATION)

QUAD LEVEL 2 BOLT-ON

QUAD ENGINE	6X9 DEC TM	CL5 DISPLAY	EKS SWITCH	DES BOLT-ON	SINGLE STATION
-----------------------	----------------------	-----------------------	----------------------	-----------------------	--------------------------



QUAD LEVEL 2 BOLT-ON PARTS

	Description	Qty	Note	
LEVEL 1	6X9-48209-02-00	6X9 DEC Top mount - Quad	1	
	6YM-762G0-05-00	CL5 Color Touch Gauge Kit - DEC*	1	
	6X9-762B0-31-00	EKS Kit - Quad	1	
	6X6-8258A-41-00	Main harness 16P 12m / 39 ft	2	Other lengths available
	6X6-8258A-71-00	Main harness 16P 15m / 49 ft	2	Other lengths available
LEVEL 2	6X9-762S0-01-00	Bolt-on DES Kit - Quad	4	
	6X9-438A0-00-00	Steering actuator harness 2.4m / 8 ft	4	Other lengths available
	6X6-8258A-51-00	Main harness 16P 3.7m / 12 ft	4	Other lengths available
	6X9-615A0-00-00	Compact helm unit	1	Tilt type available (Kit: 6GR-762H0-00-00)
	6Y8-82521-11-00	Pigtail bus wire 0.6m / 2 ft	3	Other lengths available
	6GR-81115-00-00	SCU link harness (Port/Stbd) 1.5m (5 ft)	2	Other lengths available
	6GR-81115-20-00	SCU link harness (Center) 1.5m (5 ft)	2	Other lengths available
	6GR-8258A-11-00	Helm harness main station Twin/Triple/Quad 0.9m / 3 ft	2	Other lengths available

*) For other display options, check the display section in this guide

KIT CONTENTS

Part Number	Description	Qty	Note
6YM-762G0-05-00	CL5 Color Touch Gauge Kit - DEC	1	
6YM-83710-14-00	CL5 display	1	
6YM-83553-00-00	Conversion harness	1	0.9 m (3 ft)
6YD-8356N-00-00	Fuel tank wire	1	
6Y8-81920-01-00	Multi hub	1	
6Y9-83553-00-00	Conversion harness	1	
6Y8-82553-01-00	Main bus wire	1	0.3m (1 ft), other lengths available
6Y8-82521-31-00	Pigtail bus wire	1	1.8m (6 ft), other lengths available
6Y8-83553-02-00	System power supply	1	
6Y8-82582-11-00	Terminal cap white	2	

Part Number	Description	Qty	Note
6X9-762B0-31-00	EKS Kit - Quad	1	
6X9-82570-00-00	Power switch	1	
6X9-82570-50-00	Individual start / stop	1	
6X9-82716-91-00	EKS harness	1	
6X9-82570-D0-00	Lanyard switch	1	
6X9-86260-02-00	Immobilizer + key fob (2pcs)	1	433Mhz
6Y8-82521-11-00	Pigtail bus wire	1	0.6m (2 ft)
6Y8-48277-00-00	Sticker	1	

Part Number	Description	Qty	Note
6X9-762S0-01-00	Bolt-on DES Kit	1	
6X9-42401-00-00	Actuator	1	
6X9-8258A-90-00	Split harness	1	

HARNESS OPTIONS

Main harness 16P	Length (m)	Main bus wire	Length	Pigtail bus wire	Length
6X6-8258A-90-00	1.5m (5 ft)	6Y8-82553-01-00	0.3m (1 ft)	6Y8-82521-01-00	0.3m (1 ft)
6X6-8258A-51-00	3.7m (12 ft)	6Y8-82553-50-00	3m (10 ft)	6Y8-82521-11-00	0.6m (2 ft)
6X6-8258A-61-00	5.2m (17 ft)	6Y8-82553-11-00	4.6m (15 ft)	6Y8-82521-21-00	0.9m (3 ft)
6X6-8258A-01-00	6m (19 ft)	6Y8-82553-21-00	6.1m (20 ft)	6Y8-82521-31-00	1.8m (6 ft)
6X6-8258A-11-00	7m (23 ft)	6Y8-82553-31-00	7.6m (25 ft)	6Y8-82521-41-00	2.7m (9 ft)
6X6-8258A-21-00	8m (26 ft)	6Y8-82553-41-00	9.1m (30 ft)	6Y8-82521-51-00	3.6m (12 ft)
6X6-8258A-31-00	10m (32 ft)				
6X6-8258A-41-00	12m (39 ft)	Steering actuator harness	Length	Helm harness	Length
6X6-8258A-71-00	15m (49 ft)	6X9-438A0-00-00	2.4m (8 ft)	6GR-8258A-11-00	0.9m (3 ft)
6X6-8258A-81-00	24m (79 ft)	6X9-438A0-10-00	4.5m (15 ft)	6GR-8258A-51-00	1.8m (6 ft)
				6GR-8258A-61-00	2.7m (9 ft)

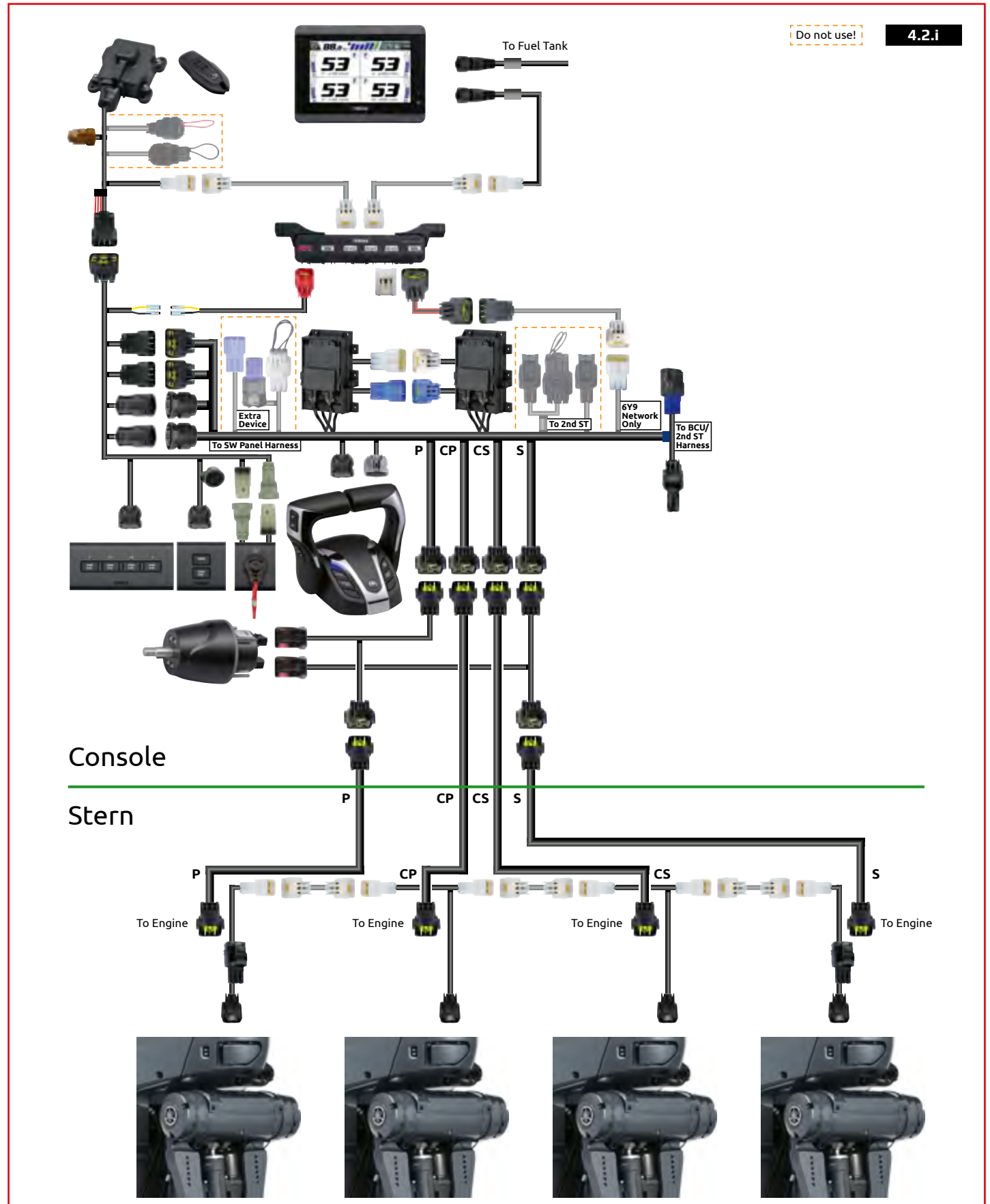
SCU Link harness P/S	Length	SCU Link harness Center	Length
6X9-81115-00-00	0.3m (1 ft)	6X9-81115-10-00	0.3m (1 ft)
6GR-81115-00-00	1.5m (5 ft)	6GR-81115-20-00	1.5m (5 ft)
6GR-81115-10-00	3.0m (10 ft)	6GR-81115-30-00	3.0m (10 ft)

Rigging Diagrams

DBW REMOTE CONTROL (MAIN STATION)

QUAD LEVEL 2 INTEGRATED

QUAD ENGINE	6X9 DEC TM	CL5 DISPLAY	EKS SWITCH	DES INTEGRATED	SINGLE STATION
-----------------------	----------------------	-----------------------	----------------------	--------------------------	--------------------------



QUAD LEVEL 2 INTEGRATED PARTS

	Description	Qty	Note	
LEVEL 1	6X9-48209-02-00	6X9 DEC Top mount - Quad	1	
	6YM-762G0-05-00	CL5 Color Touch Gauge Kit - DEC*	1	
	6X9-762B0-31-00	EKS Kit - Quad	1	
	6X6-8258A-41-00	Main harness 16P 12m / 39 ft	2	Other lengths available
	6X6-8258A-71-00	Main harness 16P 15m / 49 ft	2	Other lengths available
LEVEL 2	6X9-615A0-00-00	Compact helm unit	1	Tilt type available (Kit: 6GR-762H0-00-00)
	6GR-81115-00-00	SCU link harness (Port/ Stbd) 1.5m (5 ft)	2	Other lengths available
	6GR-81115-20-00	SCU link harness (Center) 1.5m (5 ft)	2	Other lengths available
	6Y8-82521-11-00	Pigtail bus wire 0.6m / 2 ft	3	Other lengths available
	6GR-8258A-11-00	Helm harness main station Twin/Triple/Quad 0,9m / 3 ft	2	Other lengths available

*) For other display options, check the display section in this guide

KIT CONTENTS

Part Number	Description	Qty	Note
6YM-762G0-05-00	CL5 Color Touch Gauge Kit - DEC	1	
6YM-83710-14-00	CL5 display	1	
6YM-83553-00-00	Conversion harness	1	0.9 m (3 ft)
6YD-8356N-00-00	Fuel tank wire	1	
6Y8-81920-01-00	Multi hub	1	
6Y9-83553-00-00	Conversion harness	1	
6Y8-82553-01-00	Main bus wire	1	0.3m (1 ft), other lengths available
6Y8-82521-31-00	Pigtail bus wire	1	1.8m (6 ft), other lengths available
6Y8-83553-02-00	System power supply	1	
6Y8-82582-11-00	Terminal cap white	2	
6X9-762B0-31-00	EKS Kit - Quad	1	
6X9-82570-00-00	Power switch	1	
6X9-82570-50-00	Individual start / stop	1	
6X9-82716-91-00	EKS harness	1	
6X9-82570-D0-00	Lanyard switch	1	
6X9-86260-02-00	Immobilizer + key fob (2pcs)	1	433Mhz
6Y8-82521-11-00	Pigtail bus wire	1	0.6m (2 ft)
6Y8-48277-00-00	Sticker	1	

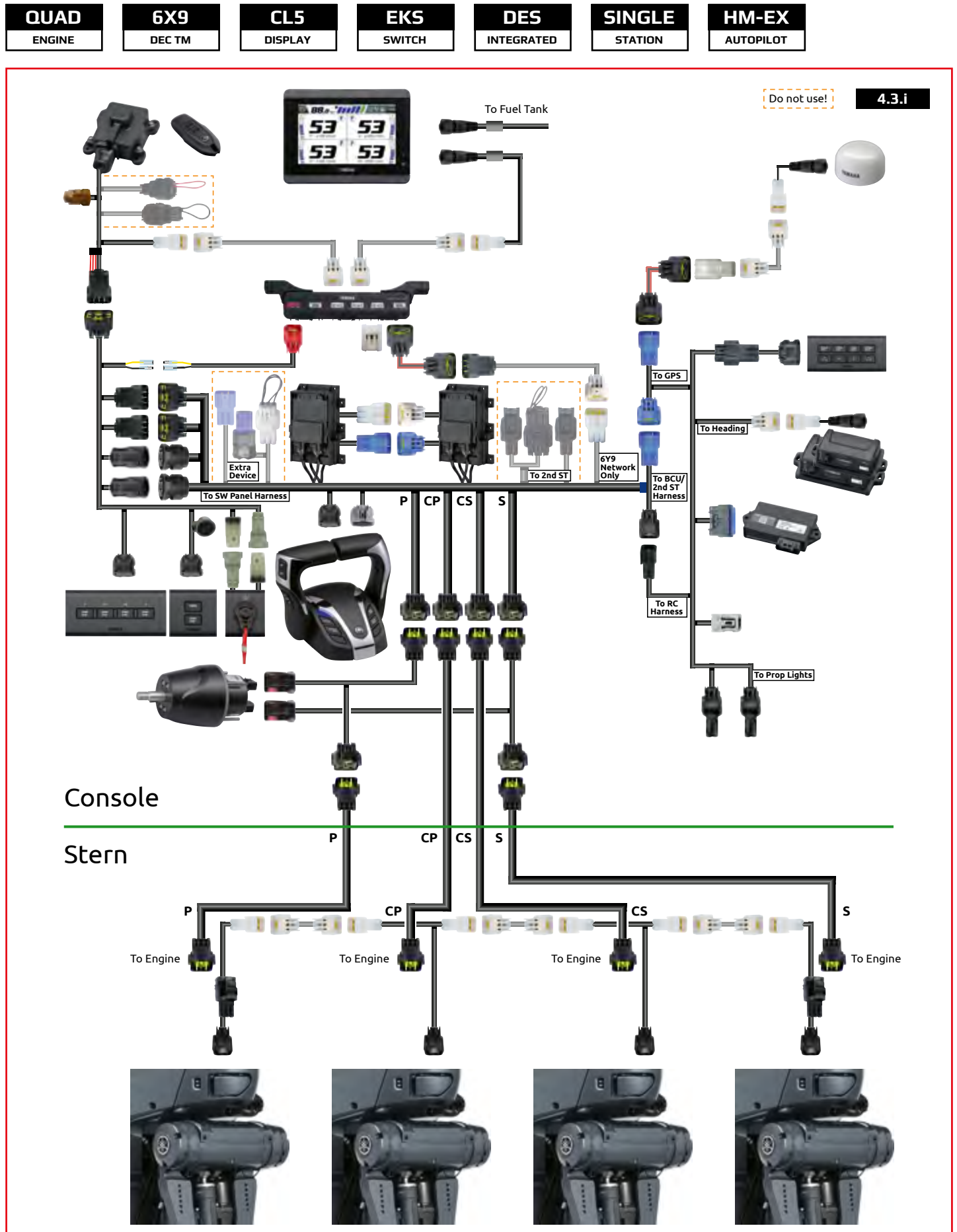
HARNESS OPTIONS

Main harness 16P	Length (m)	Main bus wire	Length	Pigtail bus wire	Length
6X6-8258A-90-00	1.5m (5 ft)	6Y8-82553-01-00	0.3m (1 ft)	6Y8-82521-01-00	0.3m (1 ft)
6X6-8258A-51-00	3.7m (12 ft)	6Y8-82553-50-00	3m (10 ft)	6Y8-82521-11-00	0.6m (2 ft)
6X6-8258A-61-00	5.2m (17 ft)	6Y8-82553-11-00	4.6m (15 ft)	6Y8-82521-21-00	0.9m (3 ft)
6X6-8258A-01-00	6m (19 ft)	6Y8-82553-21-00	6.1m (20 ft)	6Y8-82521-31-00	1.8m (6 ft)
6X6-8258A-11-00	7m (23 ft)	6Y8-82553-31-00	7.6m (25 ft)	6Y8-82521-41-00	2.7m (9 ft)
6X6-8258A-21-00	8m (26 ft)	6Y8-82553-41-00	9.1m (30 ft)	6Y8-82521-51-00	3.6m (12 ft)
6X6-8258A-31-00	10m (32 ft)				
6X6-8258A-41-00	12m (39 ft)				
6X6-8258A-71-00	15m (49 ft)				
6X6-8258A-81-00	24m (79 ft)				
Helm Harness	Length	SCU Link harness P/S	Length	SCU Link harness Center	Length
6GR-8258A-11-00	0.9m (3 ft)	6X9-81115-00-00	0.3m (1 ft)	6X9-81115-10-00	0.3m (1 ft)
6GR-8258A-51-00	1.8m (6 ft)	6GR-81115-00-00	1.5m (5 ft)	6GR-81115-20-00	1.5m (5 ft)
6GR-8258A-61-00	2.7m (9 ft)	6GR-81115-10-00	3.0m (10 ft)	6GR-81115-30-00	3.0m (10 ft)

Rigging Diagrams

DBW REMOTE CONTROL (MAIN STATION)

QUAD LEVEL 3 INTEGRATED



QUAD LEVEL 3 INTEGRATED PARTS

	Description	Qty	Note	
LEVEL 1	6X9-48209-02-00	6X9 DEC Top mount - Quad	1	
	6YM-762G0-05-00	CL5 Color Touch Gauge Kit - DEC*	1	
	6X9-762B0-31-00	EKS Kit - Quad	1	
	6X6-8258A-41-00	Main harness 16P 12m / 39 ft	2	Other lengths available
	6X6-8258A-71-00	Main harness 16P 15m / 49 ft	2	Other lengths available
LEVEL 2	6X9-615A0-00-00	Compact helm unit	1	Tilt type available (Kit: 6GR-762H0-00-00)
	6GR-81115-00-00	SCU link harness (Port/ Stbd) 1.5m (5 ft)	2	Other lengths available
	6GR-81115-20-00	SCU link harness (Center) 1.5m (5 ft)	2	Other lengths available
	6Y8-82521-11-00	Pigtail bus wire 0.6m / 2 ft	3	Other lengths available
	6GR-8258A-11-00	Helm harness main station Twin/Triple/Quad 0.9m / 3 ft	2	Other lengths available
LEVEL 3	6X9-762P0-06-00	Autopilot Kit	1	
	6Y8-82553-50-00	Main bus wire 3m / 10 ft	1	Other lengths available
	6Y8-82521-01-00	Pigtail bus wire 0.3m / 1 ft	1	Other lengths available
	6X9-82521-00-00	AP Panel Ext Harness 4.6m / 15 ft	1	(Optional) Other length available
	Level 3 requires an compatible multi-function display for map functions			

KIT CONTENTS

Part Number	Description	Qty	Note
6YM-762G0-05-00	CL5 Color Touch Gauge Kit - DEC		
6YM-83710-14-00	CL5 display	1	
6YM-83553-00-00	Conversion harness	1	0.9 m (3 ft)
6YD-8356N-00-00	Fuel tank wire	1	
6Y8-81920-01-00	Multi hub	1	
6Y9-83553-00-00	Conversion harness	1	
6Y8-82553-01-00	Main bus wire	1	0.3m (1 ft), other lengths available
6Y8-82521-31-00	Pigtail bus wire	1	1.8m (6 ft), other lengths available
6Y8-83553-02-00	System power supply	1	
6Y8-82582-11-00	Terminal cap white	2	

Part Number	Description	Qty	Note	Part Number	Description	Qty	Note
6X9-762B0-31-00	EKS Kit - Quad			6X9-762P0-06-00	Autopilot Kitti - Quad		
6X9-82570-00-00	Power switch	1		6X9-8253V-01-00	Autopilot panel	1	
6X9-82570-50-00	Individual start / stop	1		6X9-88107-00-00	GPS antenna	1	
6X9-82716-91-00	EKS harness	1		6X9-8A410-00-00	Heading sensor	1	
6X9-82570-D0-00	Lanyard switch	1		6X9-8591T-13-00	Boat Control Unit	1	
6X9-86260-02-00	Immobilizer + key fob (2pcs)	1	433Mhz	6Y8-81920-11-00	Single hub	1	
6Y8-82521-11-00	Pigtail bus wire	1	0.6m (2 ft)	6X9-82386-01-00	BCU harness	1	Ext. available
6Y8-48277-00-00	Sticker	1		6YM-83553-00-00	Conversion harness	2	0.9m (3 ft)

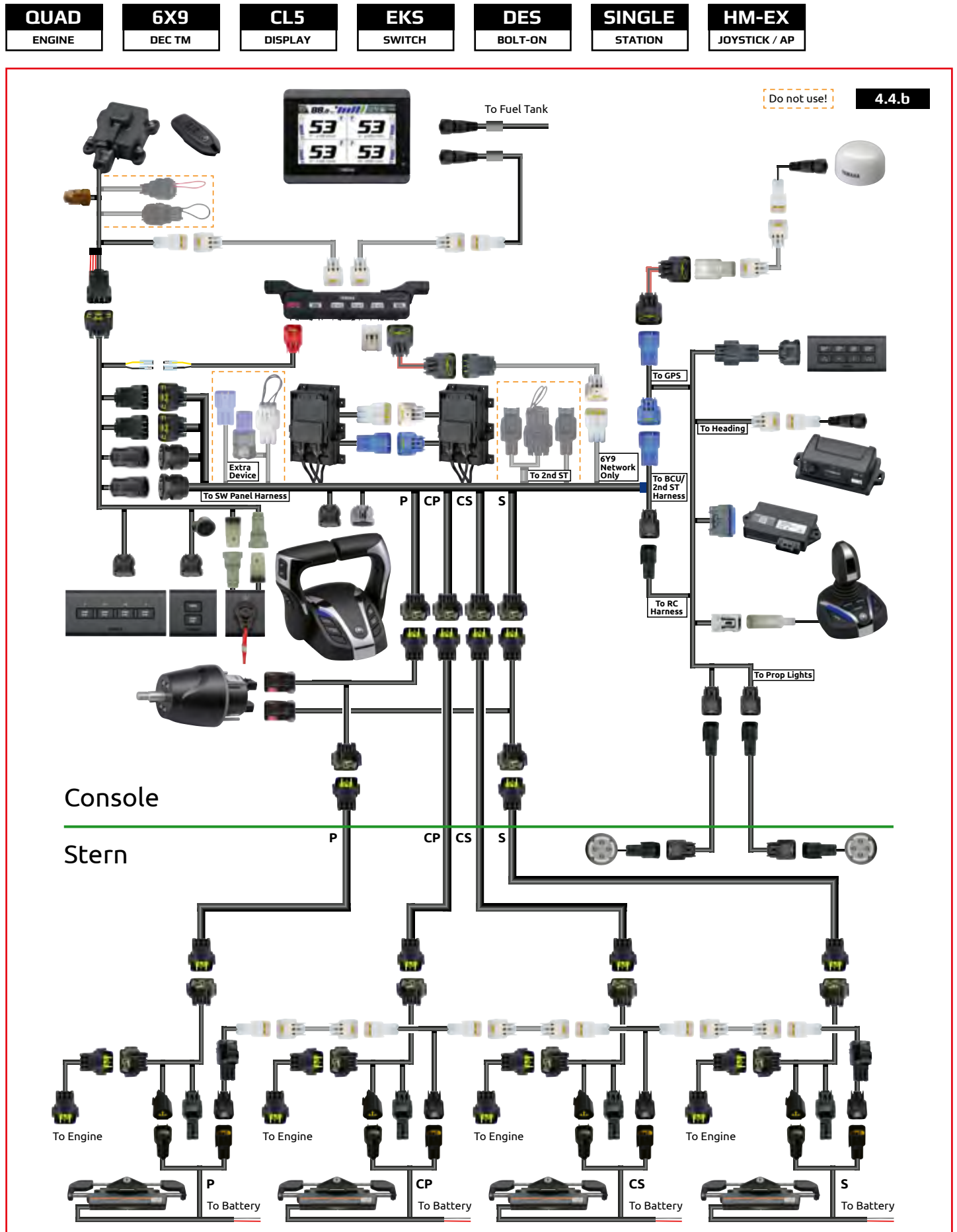
HARNESS OPTIONS

Main harness 16P	Length (m)	Main bus wire	Length	Pigtail bus wire	Length
6X6-8258A-90-00	1.5m (5 ft)	6Y8-82553-01-00	0.3m (1 ft)	6Y8-82521-01-00	0.3m (1 ft)
6X6-8258A-51-00	3.7m (12 ft)	6Y8-82553-50-00	3m (10 ft)	6Y8-82521-11-00	0.6m (2 ft)
6X6-8258A-61-00	5.2m (17 ft)	6Y8-82553-11-00	4.6m (15 ft)	6Y8-82521-21-00*	0.9m (3 ft)
6X6-8258A-01-00	6m (19 ft)	6Y8-82553-21-00	6.1m (20 ft)	6Y8-82521-31-00	1.8m (6 ft)
6X6-8258A-11-00	7m (23 ft)	6Y8-82553-31-00	7.6m (25 ft)	6Y8-82521-41-00	2.7m (9 ft)
6X6-8258A-21-00	8m (26 ft)	6Y8-82553-41-00	9.1m (30 ft)	6Y8-82521-51-00	3.6m (12 ft)
6X6-8258A-31-00	10m (32 ft)			* Max length GPS antenna connection	
6X6-8258A-41-00	12m (39 ft)	Helm harness	Length	SCU Link harness P/S	Length
6X6-8258A-71-00	15m (49 ft)	6GR-8258A-11-00	0.9m (3 ft)	6X9-81115-00-00	0.3m (1 ft)
6X6-8258A-81-00	24m (79 ft)	6GR-8258A-51-00	1.8m (6 ft)	6GR-81115-00-00	1.5m (5 ft)
		6GR-8258A-61-00	2.7m (9 ft)	6GR-81115-10-00	3.0m (10 ft)
SCU Link harness Center	Length	Extension for Prop lights	Length	AP Panel Ext Harness	Length
6X9-81115-10-00	0.3m (1 ft)	6X9-82586-20-00	6m (19 ft)	6X9-82521-00-00	4.6m (15 ft)
6GR-81115-20-00	1.5m (5 ft)	6X9-82586-30-00	9.1m (30 ft)	6X9-82521-10-00	9.1m (30 ft)
6GR-81115-30-00	3.0m (10 ft)	6X9-82586-40-00	12.2m (40 ft)		

Rigging Diagrams

DBW REMOTE CONTROL (MAIN STATION)

QUAD LEVEL 3-4 BOLT-ON



QUAD LEVEL 3-4 BOLT-ON PARTS

	Description	Qty	Note	
LEVEL 1	6X9-48209-02-00	6X9 DEC Top mount - Quad	1	
	6YM-762G0-05-00	CL5 Color Touch Gauge Kit - DEC*	1	
	6X9-762B0-31-00	EKS Kit - Quad	1	
	6X6-8258A-41-00	Main harness 16P 12m / 39 ft	2	Other lengths available
	6X6-8258A-71-00	Main harness 16P 15m / 49 ft	2	Other lengths available
LEVEL 2	6X9-762S0-01-00	Bolt-on DES Kit	4	
	6X9-438A0-00-00	Steering actuator harness 2.4m / 8 ft	4	Other lengths available
	6X6-8258A-51-00	Main harness 16P 3.7m / 12 ft	4	Other lengths available
	6X9-615A0-00-00	Compact helm unit	1	Tilt type available (Kit: 6GR-762H0-00-00)
	6Y8-82521-11-00	Pigtail bus wire 0.6m / 2 ft	3	Other lengths available
	6GR-81115-00-00	SCU link harness (Port/Stbd) 1.5m (5 ft)	2	Other lengths available
	6GR-81115-20-00	SCU link harness (Center) 1.5m (5 ft)	2	Other lengths available
LEVEL 3-4	6GR-8258A-11-00	Helm harness main station Twin/Triple/Quad 0.9m / 3 ft	2	Other lengths available
	6X9-762J0-36-00	Joystick/Autopilot Kit - Quad	1	
	6Y8-82553-50-00	Main bus wire 3m / 10 ft	1	Other lengths available
	6X9-82521-01-00	Pigtail bus wire 0.3m / 1 ft	1	Other lengths available
	6X9-82521-00-00	AP Panel Ext Harness 4.6m / 15 ft	1	(Optional) Other length available

Level 4 requires an compatible multi-function display for map functions

KIT CONTENTS

Part Number	Description	Qty	Note
6YM-762G0-05-00	CL5 Color Touch Gauge Kit - DEC		
6YM-83710-14-00	CL5 display	1	
6YM-83553-00-00	Conversion harness	1	0.9 m (3 ft)
6YD-8356N-00-00	Fuel Tank Wire	1	
6Y8-81920-01-00	Multihub	1	
6Y9-83553-00-00	Conversion harness	1	
6Y8-82553-01-00	Main bus wire	1	0.3m (1 ft), other lengths available
6Y8-82521-31-00	Pigtail bus wire	1	1.8m (6 ft), other lengths available
6Y8-83553-02-00	System power supply	1	
6Y8-82582-11-00	Terminal cap white	2	

Part Number	Description	Qty	Note	Part Number	Description	Qty	Note
6X9-762B0-31-00	EKS Kit - Quad			6X9-762J0-36-00	Joystick/AP - Quad		
6X9-82570-00-00	Power switch	1		6X9-8253V-01-00	Autopilot panel	1	
6X9-82570-50-00	Individual start / stop	1		6X9-88107-00-00	GPS antenna	1	
6X9-82716-91-00	EKS harness	1		6X9-8A410-00-00	Heading sensor	1	
6X9-82570-D0-00	Lanyard switch	1		6Y8-8591T-42-00	Boat Control Unit	1	
6X9-86260-02-00	Immobilizer + key fob (2pcs)	1	433Mhz	6Y8-81920-11-00	Single hub	1	
6Y8-82521-11-00	Pigtail bus wire	1	0.6m (2 ft)	6X9-82386-01-00	BCU harness	1	
6Y8-48277-00-00	Sticker	1		6YM-83553-00-00	Conversion harness	2	Ext. available
				6X9-482A0-00-00	Joystick assy	1	0.9m (3 ft)
6X9-762S0-01-00	Bolt-on DES Kit			6ES-83720-02-00	Prop lights	2	
6X9-42401-00-00	Actuator	1					
6X9-8258A-90-00	Split harness	1					

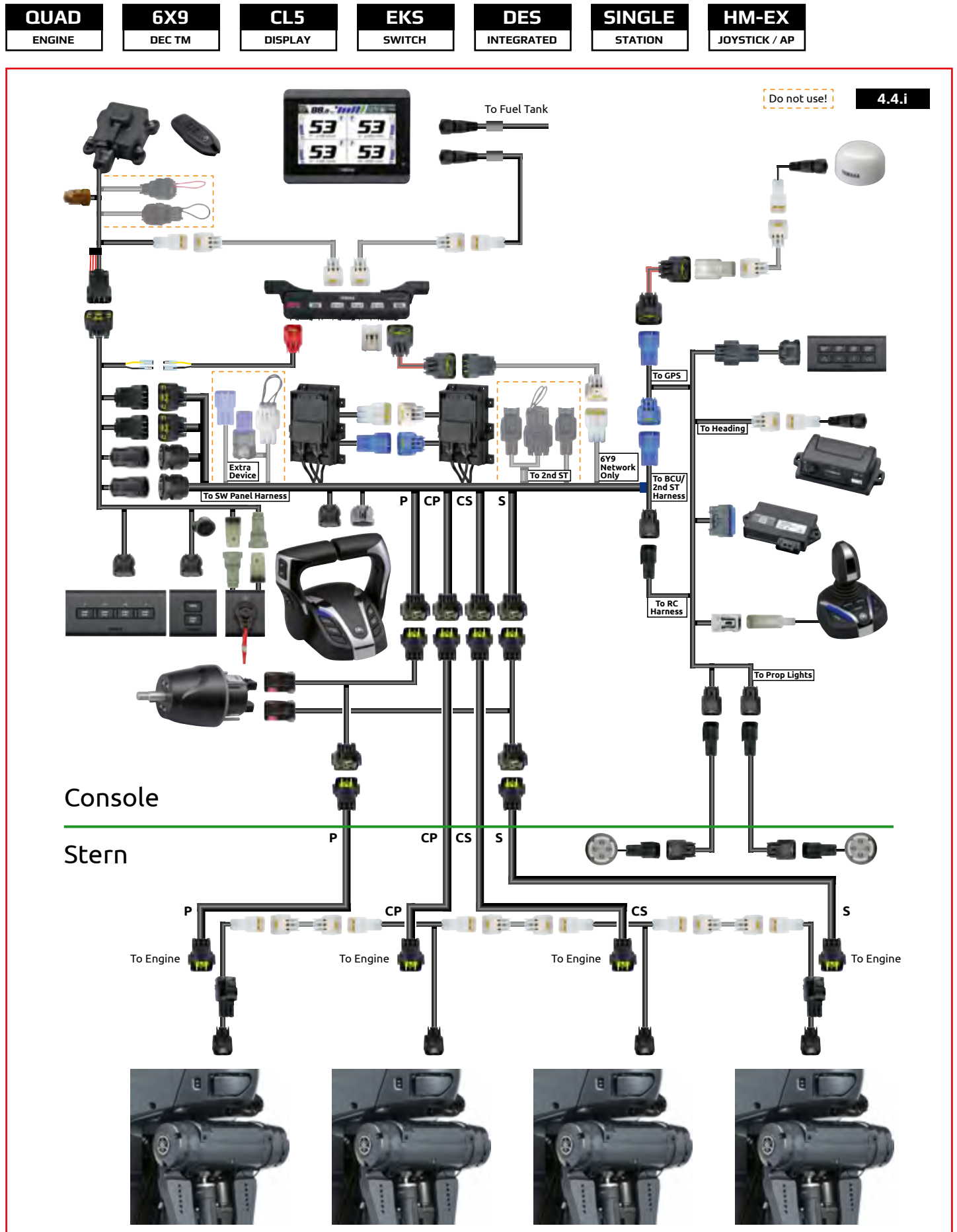
HARNES OPTIONS

Main harness 16P	Length (m)	Main bus wire	Length	Pigtail bus wire	Length
6X6-8258A-90-00	1.5m (5 ft)	6Y8-82553-01-00	0.3m (1 ft)	6Y8-82521-01-00	0.3m (1 ft)
6X6-8258A-51-00	3.7m (12 ft)	6Y8-82553-50-00	3m (10 ft)	6Y8-82521-11-00	0.6m (2 ft)
6X6-8258A-61-00	5.2m (17 ft)	6Y8-82553-11-00	4.6m (15 ft)	6Y8-82521-21-00*	0.9m (3 ft)
6X6-8258A-01-00	6m (19 ft)	6Y8-82553-21-00	6.1m (20 ft)	6Y8-82521-31-00	1.8m (6 ft)
6X6-8258A-11-00	7m (23 ft)	6Y8-82553-31-00	7.6m (25 ft)	6Y8-82521-41-00	2.7m (9 ft)
6X6-8258A-21-00	8m (26 ft)	6Y8-82553-41-00	9.1m (30 ft)	6Y8-82521-51-00	3.6m (12 ft)
6X6-8258A-31-00	10m (32 ft)			* Max length GPS antenna connection	
6X6-8258A-41-00	12m (39 ft)	Steering actuator harness	Length	Helm Harness	Length
6X6-8258A-71-00	15m (49 ft)	6X9-438A0-00-00	2.4m (8 ft)	6GR-8258A-11-00	0.9m (3 ft)
6X6-8258A-81-00	24m (79 ft)	6X9-438A0-10-00	4.5m (15 ft)	6GR-8258A-51-00	1.8m (6 ft)
				6GR-8258A-61-00	2.7m (9 ft)
SCU Link harness P/S	Length	SCU Link harness Center	Length	Extension for Prop lights	Length
6X9-81115-00-00	0.3m (1 ft)	6X9-81115-10-00	0.3m (1 ft)	6X9-82586-20-00	6m (19 ft)
6GR-81115-00-00	1.5m (5 ft)	6GR-81115-20-00	1.5m (5 ft)	6X9-82586-30-00	9.1m (30 ft)
6GR-81115-10-00	3.0m (10 ft)	6GR-81115-30-00	3.0m (10 ft)	6X9-82586-40-00	12.2m (40 ft)
AP Panel Ext Harness	Length				
6X9-82521-00-00	4.6m (15 ft)				
6X9-82521-10-00	9.1m (30 ft)				

Rigging Diagrams

DBW REMOTE CONTROL (MAIN STATION)

QUAD LEVEL 3-4 INTEGRATED



QUAD LEVEL 3-4 INTEGRATED PARTS

	Description	Qty	Note	
LEVEL 1	6X9-48209-02-00	6X9 DEC Top mount - Quad	1	
	6YM-762G0-05-00	CL5 Color Touch Gauge Kit - DEC*	1	
	6X9-762B0-31-00	EKS Kit - Quad	1	
	6X6-8258A-41-00	Main harness 16P 12m / 39 ft	2	Other lengths available
	6X6-8258A-71-00	Main harness 16P 15m / 49 ft	2	Other lengths available
LEVEL 2	6X9-615A0-00-00	Compact helm unit	1	Tilt type available (Kit: 6GR-762H0-00-00)
	6GR-81115-00-00	SCU link harness (Port/ Stbd) 1.5m (5 ft)	2	Other lengths available
	6GR-81115-20-00	SCU link harness (Center) 1.5m (5 ft)	2	Other lengths available
	6Y8-82521-11-00	Pigtail bus wire 0.6m / 2 ft	3	Other lengths available
	6GR-8258A-11-00	Helm harness main station Twin/Triple/Quad 0.9m / 3 ft	2	Other lengths available
LEVEL 3-4	6X9-762J0-36-00	Joystick/Autopilot Kit - Quad	1	
	6Y8-82553-50-00	Main bus wire 3m / 10 ft	1	Other lengths available
	6Y8-82521-01-00	Pigtail bus wire 0.3m / 1 ft	1	Other lengths available
	6X9-82521-00-00	AP Panel Ext Harness 4.6m / 15 ft	1	(Optional) Other length available

Level 4 requires an compatible multi-function display for map functions

HARNESS OPTIONS

Part Number	Description	Qty	Note
6YM-762G0-05-00	CL5 Color Touch Gauge Kit - DEC		
6YM-83710-14-00	CL5 display	1	
6YM-83553-00-00	Conversion harness	1	0.9 m (3 ft)
6YD-8356N-00-00	Fuel tank wire	1	
6Y8-81920-01-00	Multi hub	1	
6Y9-83553-00-00	Conversion harness	1	
6Y8-82553-01-00	Main bus wire	1	0.3m (1 ft), other lengths available
6Y8-82521-31-00	Pigtail bus wire	1	1.8m (6 ft), other lengths available
6Y8-83553-02-00	System power supply	1	
6Y8-82582-11-00	Terminal cap white	2	

Part Number	Description	Qty	Note	Part Number	Description	Qty	Note
6X9-762B0-31-00	EKS Kit - Quad			6X9-762J0-36-00	Joystick/AP Kit - Quad		
6X9-82570-00-00	Power switch	1		6X9-8253V-01-00	Autopilot panel	1	
6X9-82570-50-00	Individual start / stop	1		6X9-88107-00-00	GPS antenna	1	
6X9-82716-91-00	EKS harness	1		6X9-8A410-00-00	Heading sensor	1	
6X9-82570-D0-00	Lanyard switch	1		6X9-8591T-42-00	Boat Control Unit	1	
6X9-86260-02-00	Immobilizer + key fob (2pcs)	1	433Mhz	6Y8-81920-11-00	Single hub	1	
6Y8-82521-11-00	Pigtail bus wire	1	0.6m (2 ft)	6X9-82386-01-00	BCU harness	1	Ext. available
6Y8-48277-00-00	Sticker	1		6YM-83553-00-00	Conversion harness	2	0.9m (3 ft)
				6X9-482A0-00-00	Joystick assy	1	
				6ES-83720-02-00	Prop lights	2	

HARNESS OPTIONS

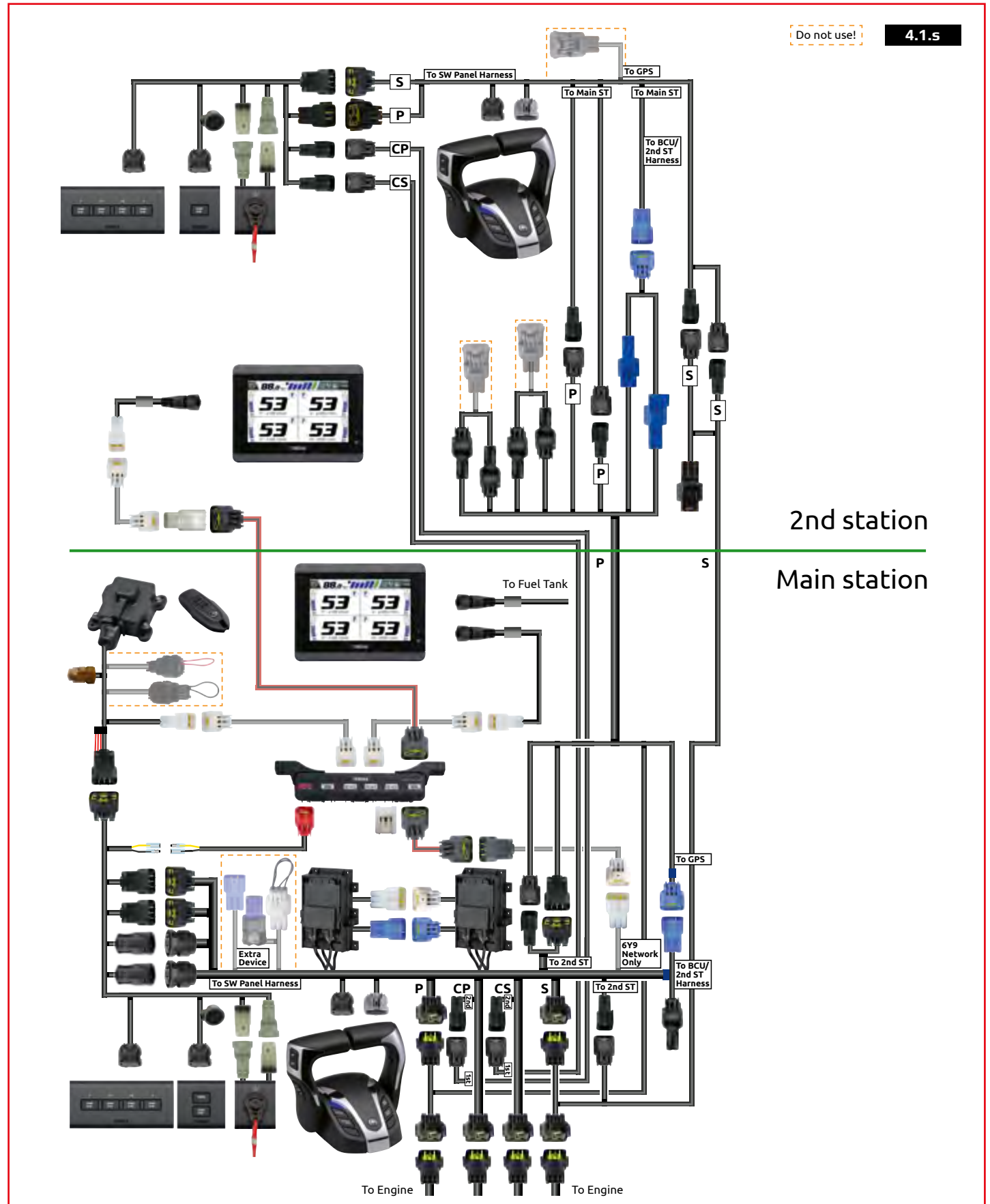
Main harness 16P	Length (m)	Main bus wire	Length	Pigtail bus wire	Length
6X6-8258A-90-00	1.5m (5 ft)	6Y8-82553-01-00	0.3m (1 ft)	6Y8-82521-01-00	0.3m (1 ft)
6X6-8258A-51-00	3.7m (12 ft)	6Y8-82553-50-00	3.0m (10 ft)	6Y8-82521-11-00	0.6m (2 ft)
6X6-8258A-61-00	5.2m (17 ft)	6Y8-82553-11-00	4.6m (15 ft)	6Y8-82521-21-00*	0.9m (3 ft)
6X6-8258A-01-00	6.0m (19 ft)	6Y8-82553-21-00	6.1m (20 ft)	6Y8-82521-31-00	1.8m (6 ft)
6X6-8258A-11-00	7.0m (23 ft)	6Y8-82553-31-00	7.6m (25 ft)	6Y8-82521-41-00	2.7m (9 ft)
6X6-8258A-21-00	8.0m (26 ft)	6Y8-82553-41-00	9.1m (30 ft)	6Y8-82521-51-00	3.6m (12 ft)
6X6-8258A-31-00	10m (32 ft)			* Max length GPS antenna connection	
6X6-8258A-41-00	12m (39 ft)	Helm harness	Length	SCU Link harness P/S	Length
6X6-8258A-71-00	15m (49 ft)	6GR-8258A-11-00	0.9m (3 ft)	6X9-81115-00-00	0.3m (1 ft)
6X6-8258A-81-00	24m (79 ft)	6GR-8258A-51-00	1.8m (6 ft)	6GR-81115-00-00	1.5m (5 ft)
		6GR-8258A-61-00	2.7m (9 ft)	6GR-81115-10-00	3.0m (10 ft)
SCU Link harness Center	Length	Extension for Prop lights	Length	AP Panel Ext Harness	Length
6X9-81115-10-00	0.3m (1 ft)	6X9-82586-20-00	6.0m (19 ft)	6X9-82521-00-00	4.6m (15 ft)
6GR-81115-20-00	1.5m (5 ft)	6X9-82586-30-00	9.1m (30 ft)	6X9-82521-10-00	9.1m (30 ft)
6GR-81115-30-00	3.0m (10 ft)	6X9-82586-40-00	12.2m (40 ft)		

Rigging Diagrams

DBW REMOTE CONTROL (2ND STATION)

QUAD 2ND STATION LEVEL 1

QUAD ENGINE	6X9 DEC TM	CL5 DISPLAY	EKS SWITCH	DES STEERING	DUAL STATION
-----------------------	----------------------	-----------------------	----------------------	------------------------	------------------------



QUAD 2ND STATION LEVEL 1 PARTS

	Description	Qty	Note
	6X9-48207-10-00 6X9 DEC Top mount - Twin/Triple/Quad	1	2nd station
	6YM-83710-14-00 CL5 display 2nd station*	1	Display only
	6YM-83553-00-00 Conversion harness for CL5	1	
	6Y8-81920-11-00 Single hub	1	
LEVEL 1	6Y8-82521-11-00 Pigtail bus wire 0.6m / 2 ft	1	Other lengths available
	6Y8-82553-11-00 Main bus wire 4.6m / 15 ft	1	Other lengths available
	6X9-762B0-B0-00 EKS Kit - Quad 2nd station	1	
	6X9-8258A-00-00 2nd station harness Port 5m / 16 ft	1	Other lengths available
	6X9-8258A-30-00 2nd station harness Stbd 5m / 16 ft	1	Other lengths available
	6X9-8258A-60-00 2nd station harness Center 5m / 16 ft	2	Other lengths available

*) For other display options, check the display section in this guide

KIT CONTENTS

Part Number	Description	Qty	Note
6X9-762B0-B0-00	EKS Kit - Quad 2nd station		
6X9-82570-B1-00	All start / stop switch	1	
6X9-82570-50-00	Individual start / stop	1	
6X9-82716-A0-00	EKS harness	1	
6X9-82570-D0-00	Lanyard switch	1	

HARNESS OPTIONS

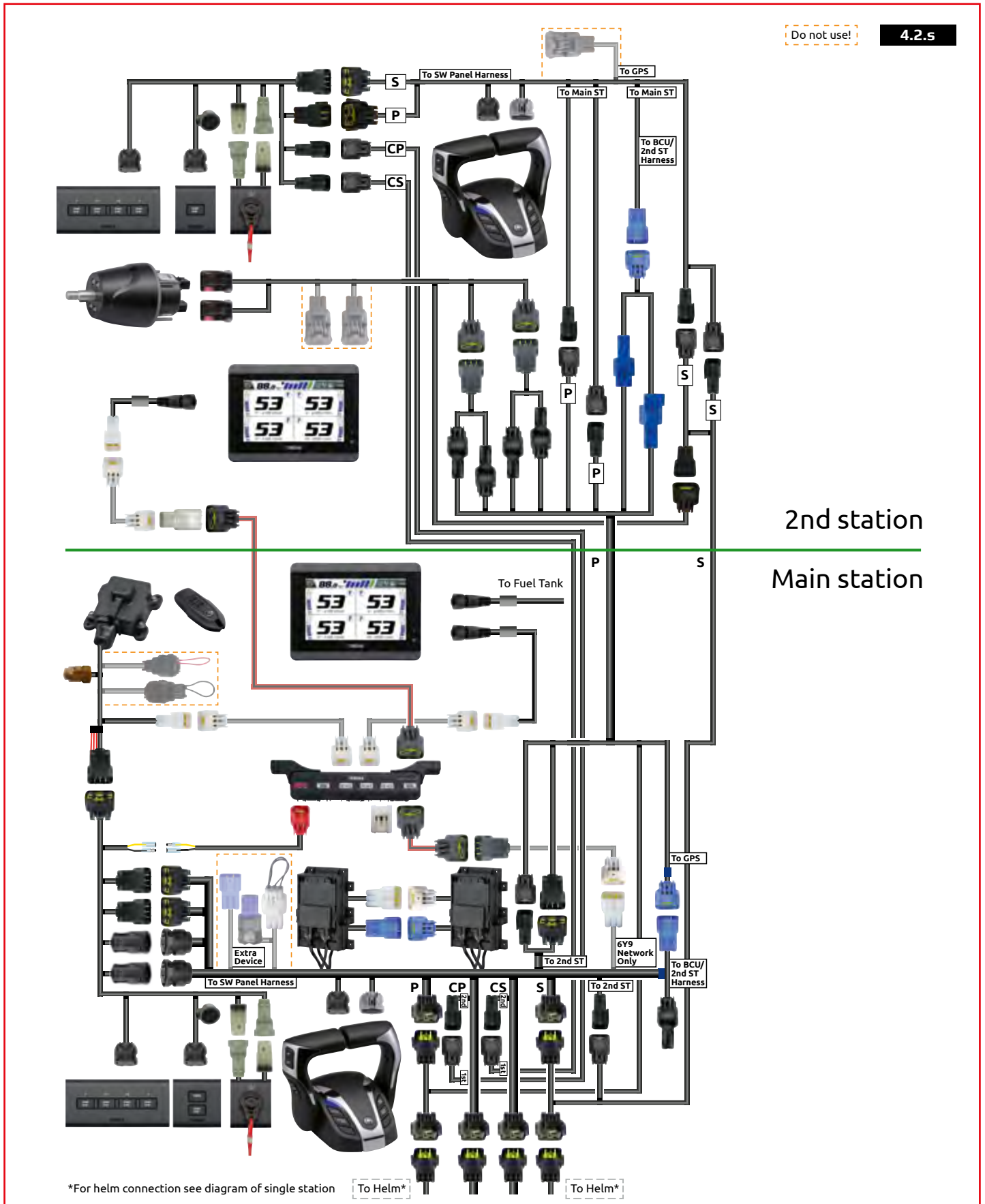
Main bus wire		Pigtail bus wire		2nd helm harness Port		2nd helm harness Stbd		2nd helm harness Center	
	Length		Length		Length		Length		Length
6Y8-82553-01-00	0.3m (1 ft)	6Y8-82521-01-00	0.3m (1 ft)	6X9-8258A-00-00	5m (16 ft)	6X9-8258A-30-00	5m (16 ft)	6X9-8258A-60-00	5m (16 ft)
6Y8-82553-50-00	3m (10 ft)	6Y8-82521-11-00	0.6m (2 ft)	6X9-8258A-10-00	8m (26 ft)	6X9-8258A-40-00	8m (26 ft)	6X9-8258A-70-00	8m (26 ft)
6Y8-82553-11-00	4.6m (15 ft)	6Y8-82521-21-00	0.9m (3 ft)	6X9-8258A-20-00	12m (38 ft)	6X9-8258A-50-00	12m (38 ft)	6X9-8258A-80-00	12m (38 ft)
6Y8-82553-21-00	6.1m (20 ft)	6Y8-82521-31-00	1.8m (6 ft)						
6Y8-82553-31-00	7.6m (25 ft)	6Y8-82521-41-00	2.7m (9 ft)						
6Y8-82553-41-00	9.1m (30 ft)	6Y8-82521-51-00	3.6m (12 ft)						

Rigging Diagrams

DBW REMOTE CONTROL (2ND STATION)

QUAD 2ND STATION LEVEL 2

QUAD ENGINE	6X9 DEC TM	CL5 DISPLAY	EKS SWITCH	DES STEERING	DUAL STATION
-----------------------	----------------------	-----------------------	----------------------	------------------------	------------------------



QUAD 2ND STATION LEVEL 2 PARTS

	Description	Qty	Note
	6X9-48207-10-00	1	6X9 DEC Top mount - Twin/Triple/Quad
	6YM-83710-14-00	1	CL5 display 2nd station*
	6YM-83553-00-00	1	Conversion harness for CL5
	6Y8-81920-11-00	1	Single hub
	6Y8-82521-11-00	1	Pigtail bus wire 0.6m / 2 ft
LEVEL 1	6Y8-82553-11-00	1	Main bus wire 4.6m / 15 ft
	6X9-762B0-B0-00	1	EKS Kit - Quad 2nd station
	6X9-8258A-00-00	1	2nd station harness Port 5m / 16 ft
	6X9-8258A-30-00	1	2nd station harness Stbd 5m / 16 ft
	6X9-8258A-60-00	2	2nd station harness Center 5m / 16 ft
	6GR-8258A-V0-00	2	Extension harness**
LEVEL 2	6X9-615A0-00-00	1	Compact helm unit
	6X9-8258A-B0-00	1	Helm harness 2nd station 0.9m / 3 ft

*) For other display options, check the display section in this guide

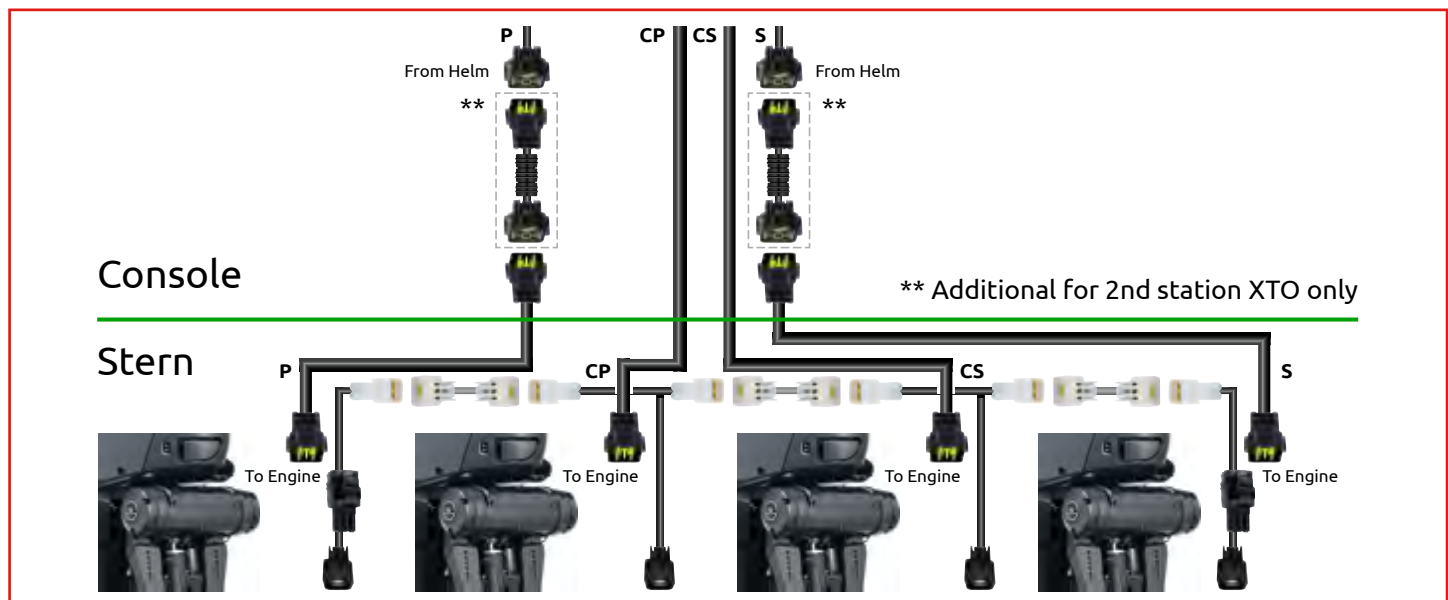
KIT CONTENTS

Part Number	Description	Qty	Note
6X9-762B0-B0-00	EKS Kit - Quad 2nd station		
6X9-82570-B1-00	All start / stop switch	1	
6X9-82570-50-00	Individual start / stop	1	
6X9-82716-A0-00	EKS harness	1	
6X9-82570-D0-00	Lanyard switch	1	

HARNESS OPTIONS

Main bus wire	Length	Pigtail bus wire	Length
6Y8-82553-01-00	0.3m (1 ft)	6Y8-82521-01-00	0.3m (1 ft)
6Y8-82553-50-00	3m (10 ft)	6Y8-82521-11-00	0.6m (2 ft)
6Y8-82553-11-00	4.6m (15 ft)	6Y8-82521-21-00	0.9m (3 ft)
6Y8-82553-21-00	6.1m (20 ft)	6Y8-82521-31-00	1.8m (6 ft)
6Y8-82553-31-00	7.6m (25 ft)	6Y8-82521-41-00	2.7m (9 ft)
6Y8-82553-41-00	9.1m (30 ft)	6Y8-82521-51-00	3.6m (12 ft)

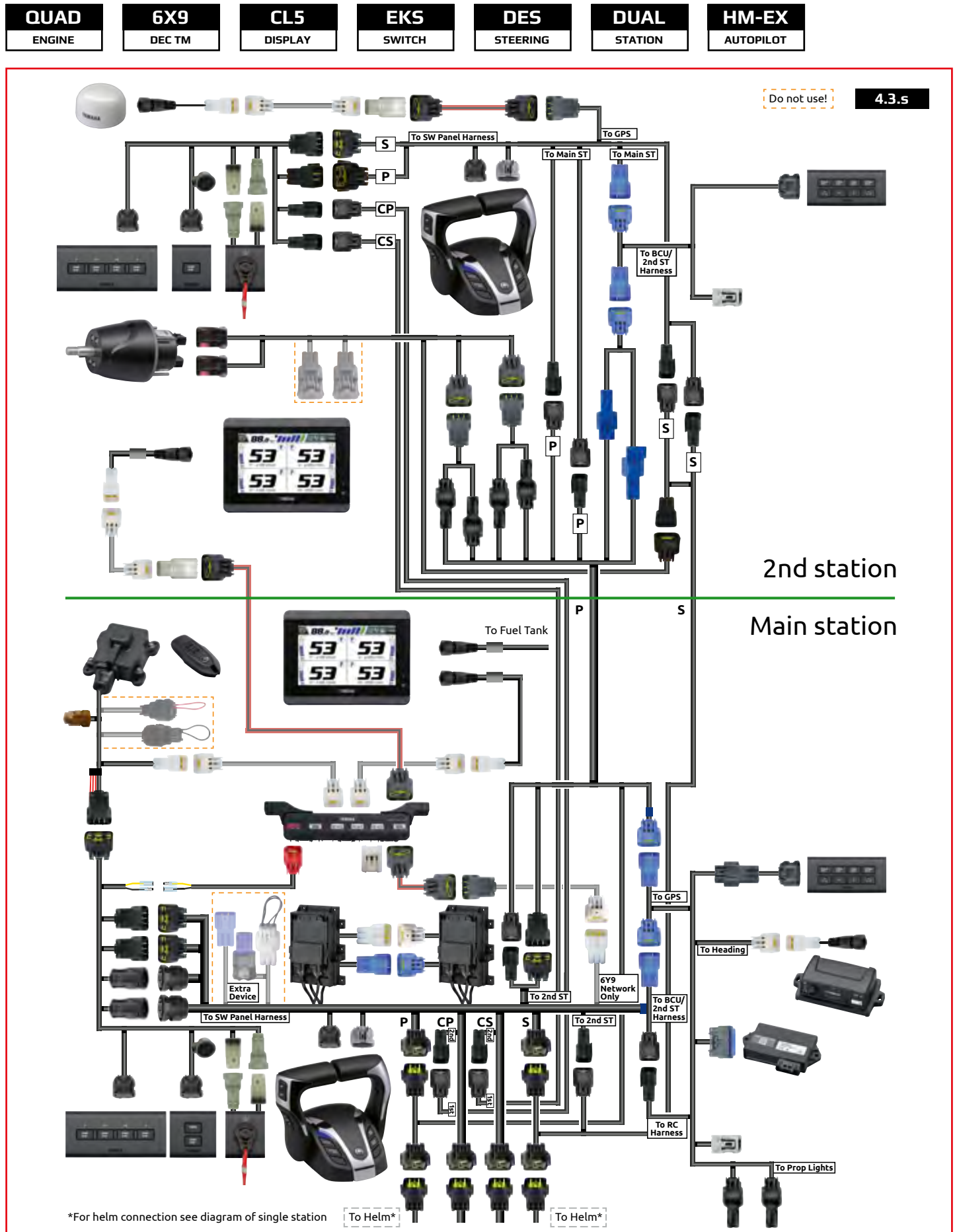
2nd helm harness Port	Length	2nd helm harness Stbd	Length	2nd helm harness Center	Length
6X9-8258A-00-00	5m (16 ft)	6X9-8258A-30-00	5m (16 ft)	6X9-8258A-60-00	5m (16 ft)
6X9-8258A-10-00	8m (26 ft)	6X9-8258A-40-00	8m (26 ft)	6X9-8258A-70-00	8m (26 ft)
6X9-8258A-20-00	12m (38 ft)	6X9-8258A-50-00	12m (38 ft)	6X9-8258A-80-00	12m (38 ft)



Rigging Diagrams

DBW REMOTE CONTROL (2ND STATION)

QUAD 2ND STATION LEVEL 3



QUAD 2ND STATION LEVEL 3 PARTS

	Description	Qty	Note
	6X9-48207-10-00 6X9 DEC Top mount - Twin/Triple/Quad	1	2nd station
	6YM-83710-14-00 CL5 display 2nd station*	1	Display only
	6YM-83553-00-00 Conversion harness for CL5	1	
	6Y8-81920-11-00 Single hub	1	
	6Y8-82521-11-00 Pigtail bus wire 0.6m / 2 ft	1	Other lengths available
LEVEL 1	6Y8-82553-11-00 Main bus wire 4.6m / 15 ft	1	Other lengths available
	6X9-762B0-B0-00 EKS Kit - Quad 2nd station	1	
	6X9-8258A-00-00 2nd station harness Port 5m / 16 ft	1	Other lengths available
	6X9-8258A-30-00 2nd station harness Stbd 5m / 16 ft	1	Other lengths available
	6X9-8258A-60-00 2nd station harness Center 5m / 16 ft	2	Other lengths available
	6GR-8258A-V0-00 Extension harness**	2	XTO only
LEVEL 2	6X9-615A0-00-00 Compact helm unit	1	Tilt type available (Kit: 6GR-762H0-00-00)
	6X9-8258A-B0-00 Helm harness 2nd Station 0.9m / 3 ft	1	
	6X9-762P0-11-00 Autopilot Kit - 2nd station	1	
LEVEL 3	6X9-82521-00-00 AP Panel Ext Harness 4.6m / 15 ft	1	(Optional) Other length available

Level 3 requires an compatible multi-function display for map functions

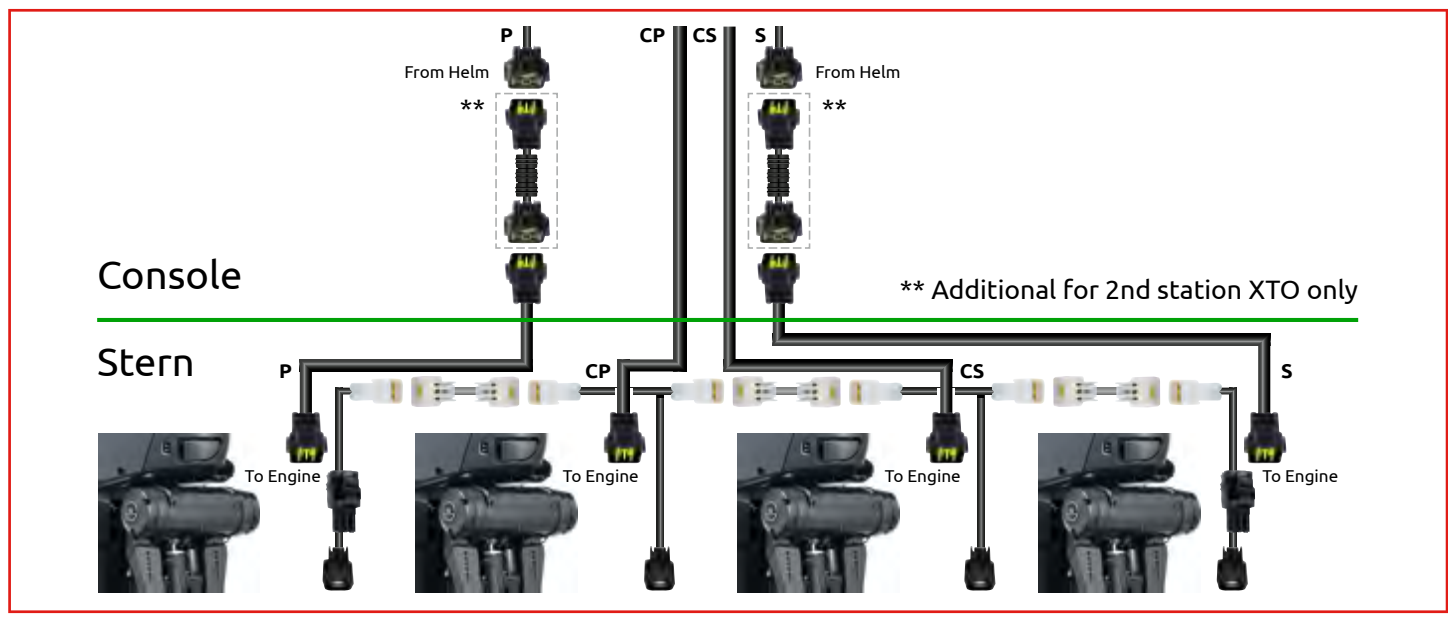
KIT CONTENTS

Part Number	Description	Qty	Note
6X9-762B0-B0-00	EKS Kit - Quad 2nd station		
6X9-82570-B1-00	All start / stop switch	1	
6X9-82570-50-00	Individual start / stop	1	
6X9-82716-A0-00	EKS harness	1	
6X9-82570-D0-00	Lanyard switch	1	
6X9-762P0-11-00	Autopilot Kit - 2nd station		
6X9-8253V-01-00	Autopilot panel	1	
6X9-82386-10-00	BCU harness	1	Extention available

HARNESS OPTIONS

Main bus wire	Length	Pigtail bus wire	Length	2nd helm harness Port	Length
6Y8-82553-01-00	0.3m (1 ft)	6Y8-82521-01-00	0.3m (1 ft)	6X9-8258A-00-00	5m (16 ft)
6Y8-82553-50-00	3m (10 ft)	6Y8-82521-11-00	0.6m (2 ft)	6X9-8258A-10-00	8m (26 ft)
6Y8-82553-11-00	4.6m (15 ft)	6Y8-82521-21-00*	0.9m (3 ft)	6X9-8258A-20-00	12m (38 ft)
6Y8-82553-21-00	6.1m (20 ft)	6Y8-82521-31-00	1.8m (6 ft)		
6Y8-82553-31-00	7.6m (25 ft)	6Y8-82521-41-00	2.7m (9 ft)		
6Y8-82553-41-00	9.1m (30 ft)	6Y8-82521-51-00	3.6m (12 ft)		
AP Panel Ext Harness	Length	2nd helm harness Stbd	Length	2nd helm harness Center	Length
6X9-82521-00-00	4.6m (15 ft)	6X9-8258A-30-00	5m (16 ft)	6X9-8258A-60-00	5m (16 ft)
6X9-82521-10-00	9.1m (30 ft)	6X9-8258A-40-00	8m (26 ft)	6X9-8258A-70-00	8m (26 ft)
		6X9-8258A-50-00	12m (38 ft)	6X9-8258A-80-00	12m (38 ft)

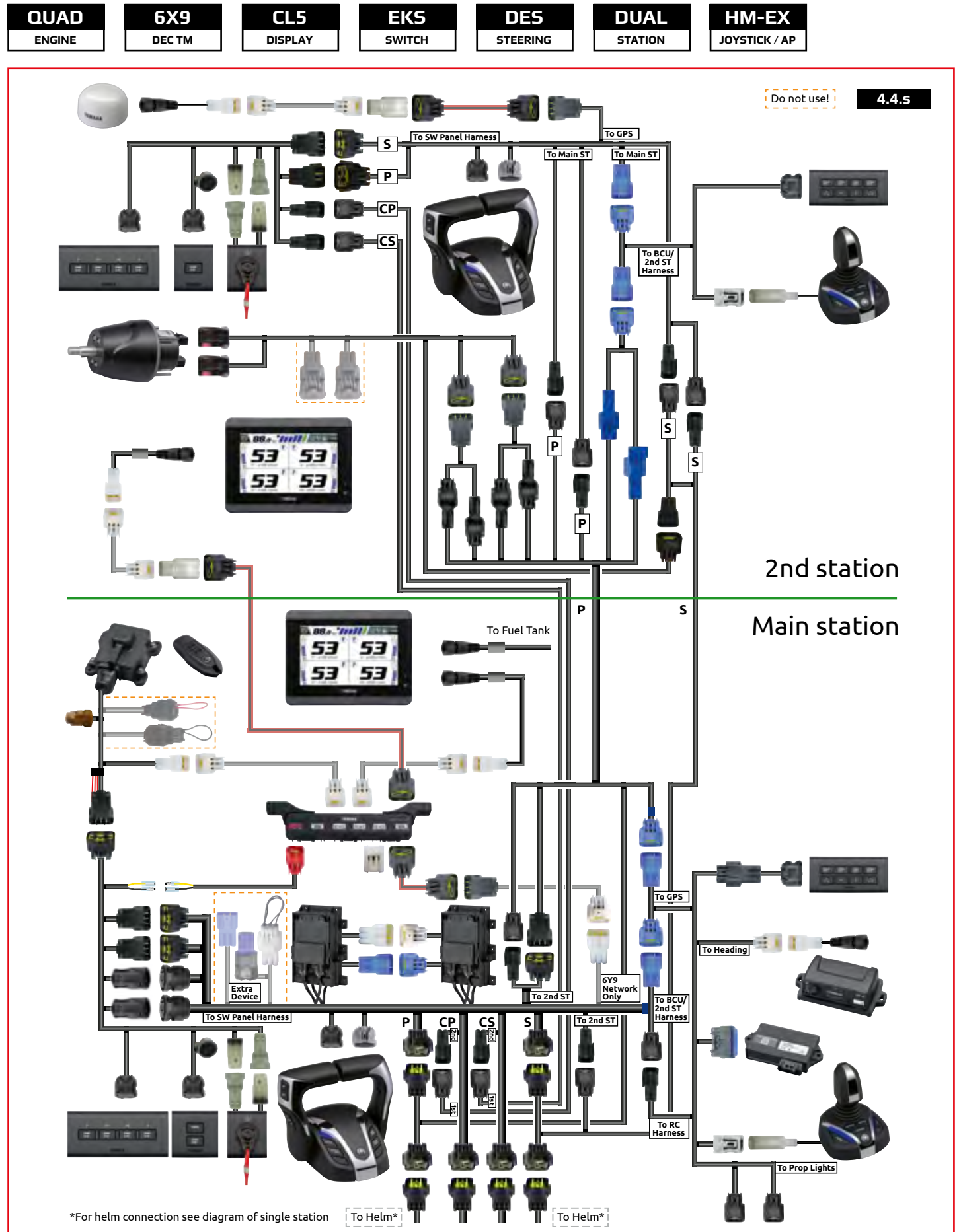
QUAD ENGINE	6X9 DEC TM	CL5 DISPLAY	EKS SWITCH	DES INTEGRATED	DUAL STATION	HM-EX AUTOPILOT
-----------------------	----------------------	-----------------------	----------------------	--------------------------	------------------------	---------------------------



Rigging Diagrams

DBW REMOTE CONTROL (2ND STATION)

QUAD 2ND STATION LEVEL 3-4



QUAD 2ND STATION LEVEL 3-4 PARTS

	Description	Qty	Note
	6X9-48207-10-00	1	6X9 DEC Top mount - Twin/Triple/Quad
	6YM-83710-14-00	1	CL5 display 2nd station*
	6YM-83553-00-00	1	Conversion harness for CL5
	6Y8-81920-11-00	1	Single hub
	6Y8-82521-11-00	1	Pigtail bus wire 0.6m / 2 ft
LEVEL 1	6Y8-82553-11-00	1	Main bus wire 4.6m / 15 ft
	6X9-762B0-B0-00	1	EKS Kit - Quad 2nd station
	6X9-8258A-00-00	1	2nd station harness Port 5m / 16 ft
	6X9-8258A-30-00	1	2nd station harness Stbd 5m / 16 ft
	6X9-8258A-60-00	2	2nd station harness Center 5m / 16 ft
	6GR-8258A-V0-00	2	Extension harness**
LEVEL 2	6X9-615A0-00-00	1	Compact helm unit
	6X9-8258A-B0-00	1	Helm harness 2nd station 0.9m / 3 ft
	6X9-482A0-00-00	1	Joystick assy for 2nd station
LEVEL 3-4	6X9-762P0-11-00	1	Autopilot Kit - 2nd station
	6X9-82521-00-00	1	AP Panel Ext Harness 4.6m / 15 ft

Level 4 requires an compatible multi-function display for map functions

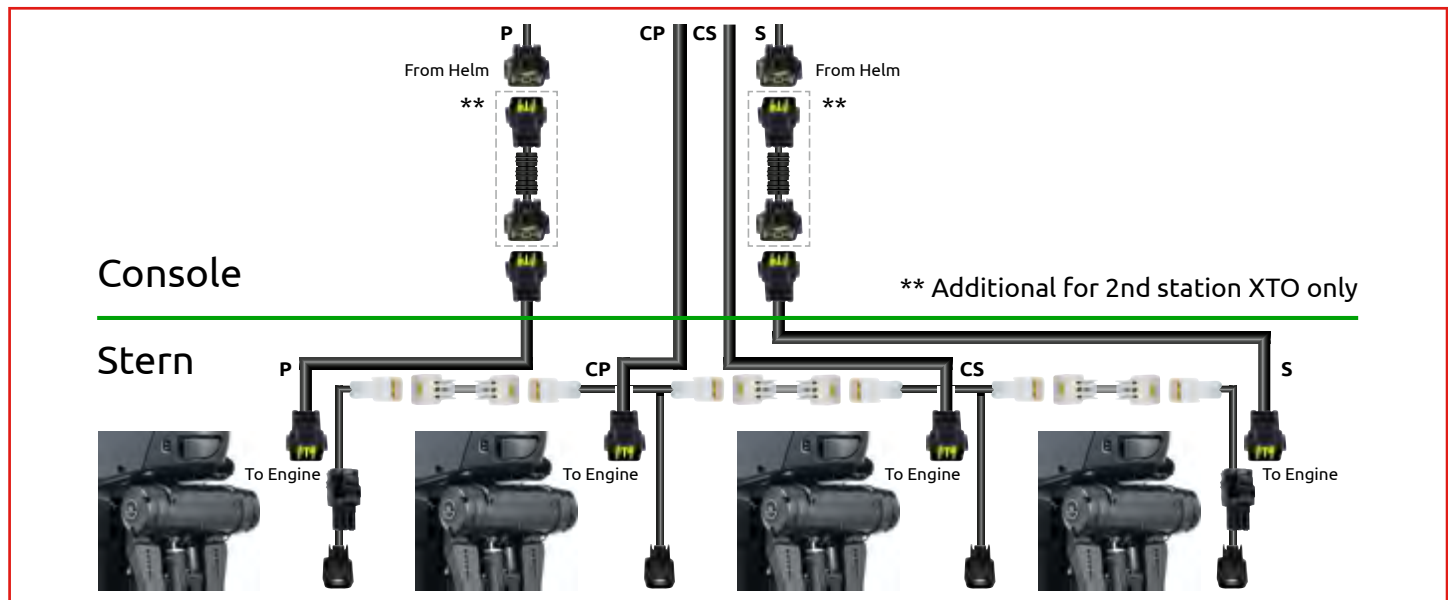
KIT CONTENTS

6X9-762B0-B0-00	EKS Kit - Quad 2nd station	Qty	Note	6X9-762P0-11-00	Autopilot Kit - 2nd station	Qty	Note
6X9-82570-B1-00	All start / stop switch	1		6X9-8253V-01-00	Autopilot panel	1	
6X9-82570-50-00	Individual start / stop	1		6X9-82386-10-00	BCU harness	1	Extention available
6X9-82716-A0-00	EKS harness	1					
6X9-82570-D0-00	Lanyard switch	1					

HARNESS OPTIONS

Main bus wire	Length	Pigtail bus wire	Length	2nd helm harness Port	Length
6Y8-82553-01-00	0.3m (1 ft)	6Y8-82521-01-00	0.3m (1 ft)	6X9-8258A-00-00	5.0m (16 ft)
6Y8-82553-50-00	3.0m (10 ft)	6Y8-82521-11-00	0.6m (2 ft)	6X9-8258A-10-00	8.0m (26 ft)
6Y8-82553-11-00	4.6m (15 ft)	6Y8-82521-21-00*	0.9m (3 ft)	6X9-8258A-20-00	12m (38 ft)
6Y8-82553-21-00	6.1m (20 ft)	6Y8-82521-31-00	1.8m (6 ft)		
6Y8-82553-31-00	7.6m (25 ft)	6Y8-82521-41-00	2.7m (9 ft)		
6Y8-82553-41-00	9.1m (30 ft)	6Y8-82521-51-00	3.6m (12 ft)		

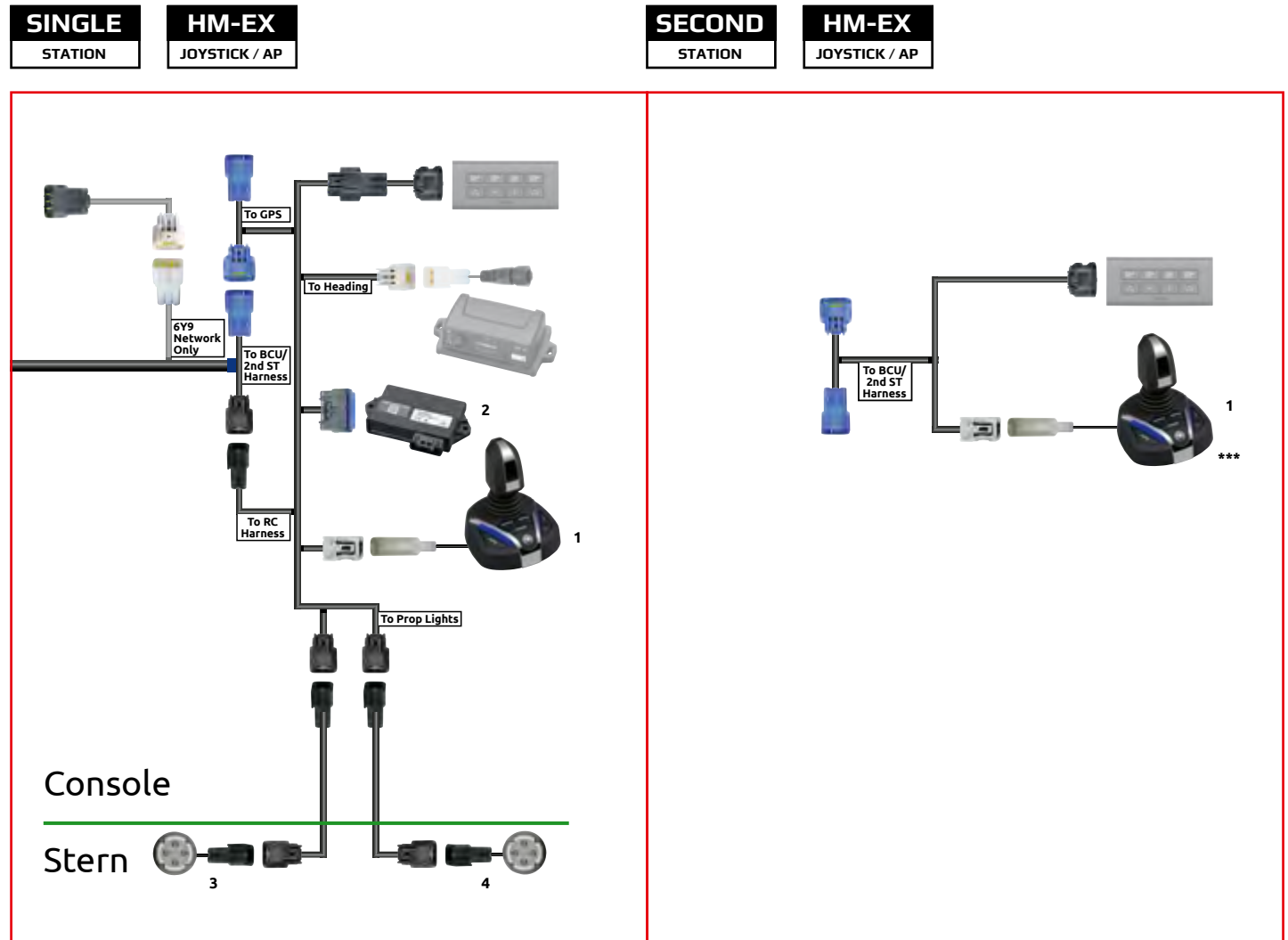
AP Panel Ext Harness	Length	2nd helm harness Stbd	Length	2nd helm harness Center	Length
6X9-82521-00-00	4.6m (15 ft)	6X9-8258A-30-00	5.0m (16 ft)	6X9-8258A-60-00	5.0m (16 ft)
6X9-82521-10-00	9.1m (30 ft)	6X9-8258A-40-00	8.0m (26 ft)	6X9-8258A-70-00	8.0m (26 ft)
		6X9-8258A-50-00	12m (38 ft)	6X9-8258A-80-00	12m (38 ft)



Rigging Diagrams

JOYSTICK ADD-ON-KIT

SINGLE STATION (FOR 2ND STATION ADD 1 PCS 6X9-482A0-00-00)



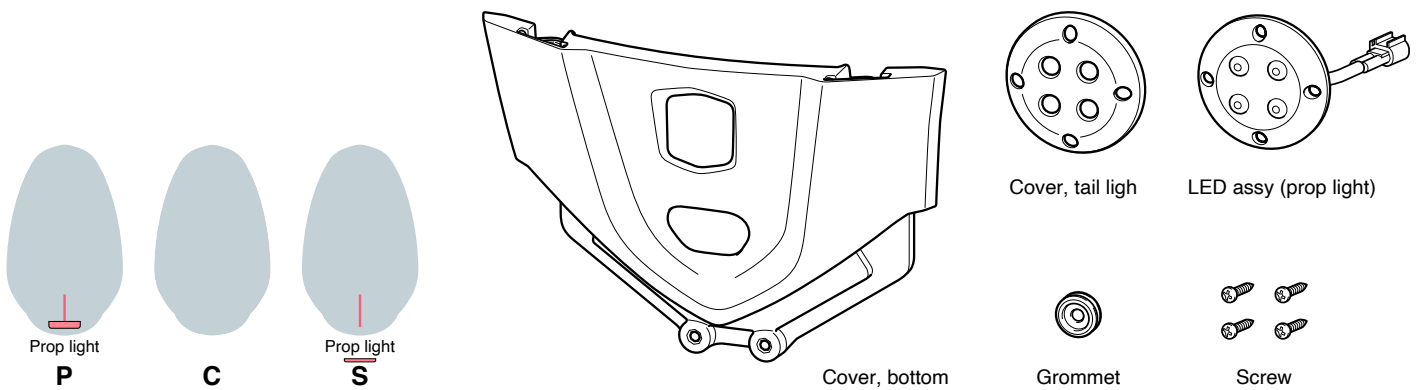
KIT CONTENTS

Ref.	Single	Joystick Add-on-kit	Qty	Note
	6X9-762J0-41-00			
1	6X9-482A0-00-00	Joystick Assy	1	
3	6ES-83720-02-00	Prop Lights	2	
4	6X9-82586-20-00	Prop Light Extension Harness 6m (19 ft)	2	Optional other lengths available
Ref.	6X9-762J0-53-00 Twin	Joystick Add-on-kit	Qty	Note
1	6X9-482A0-00-00	Joystick Assy	1	
2	6X9-8591T-22-00	Boat Control Unit	1	
3	6ES-83720-02-00	Prop Lights	2	
4	6X9-82586-20-00	Prop Light Extension Harness 6m (19 ft)	2	Optional other lengths available
Ref.	6X9-762J0-63-00 Triple	Joystick Add-on-kit	Qty	Note
1	6X9-482A0-00-00	Joystick Assy	1	
2	6X9-8591T-32-00	Boat Control Unit	1	
3	6ES-83720-02-00	Prop Lights	2	
4	6X9-82586-20-00	Prop Light Extension Harness 6m (19 ft)	2	Optional other lengths available
Ref.	6X9-762J0-73-00 Quad	Joystick Add-on-kit	Qty	Note
1	6X9-482A0-00-00	Joystick Assy	1	
2	6X9-8591T-42-00	Boat Control Unit	1	
3	6ES-83720-02-00	Prop Lights	2	
4	6X9-82586-20-00	Prop Light Extension Harness 6m (19 ft)	2	Optional other lengths available

***) For 2nd station add Joystick Assy 6X9-482A0-00-00

Engine mounted prop light option see page 159

ENGINE MOUNTED PROP LIGHTS



	Description	Qty required* (see illustration)	Color	Note
6KN-762A0-00-00	XTO MY22> (Light Kit)	2		
6KA-762A0-00-8D	Engine Mount Prop Light Kit V6 (Kit)	2	Grey	Includes light kit 6KN-762A0-00-00
6KA-762A0-00-CE	Engine Mount Prop Light Kit V6 (Kit)	2	White	Includes light kit 6KN-762A0-00-01
6LH-42723-10-8D	Cover, bottom new F150/F200	2	Grey	Requires additional light kit: 6KN-762A0-00-00
6LH-42723-10-CE	Cover, bottom new F150/F200	2	White	Requires additional light kit: 6KN-762A0-00-00

* For single 1 kit is required

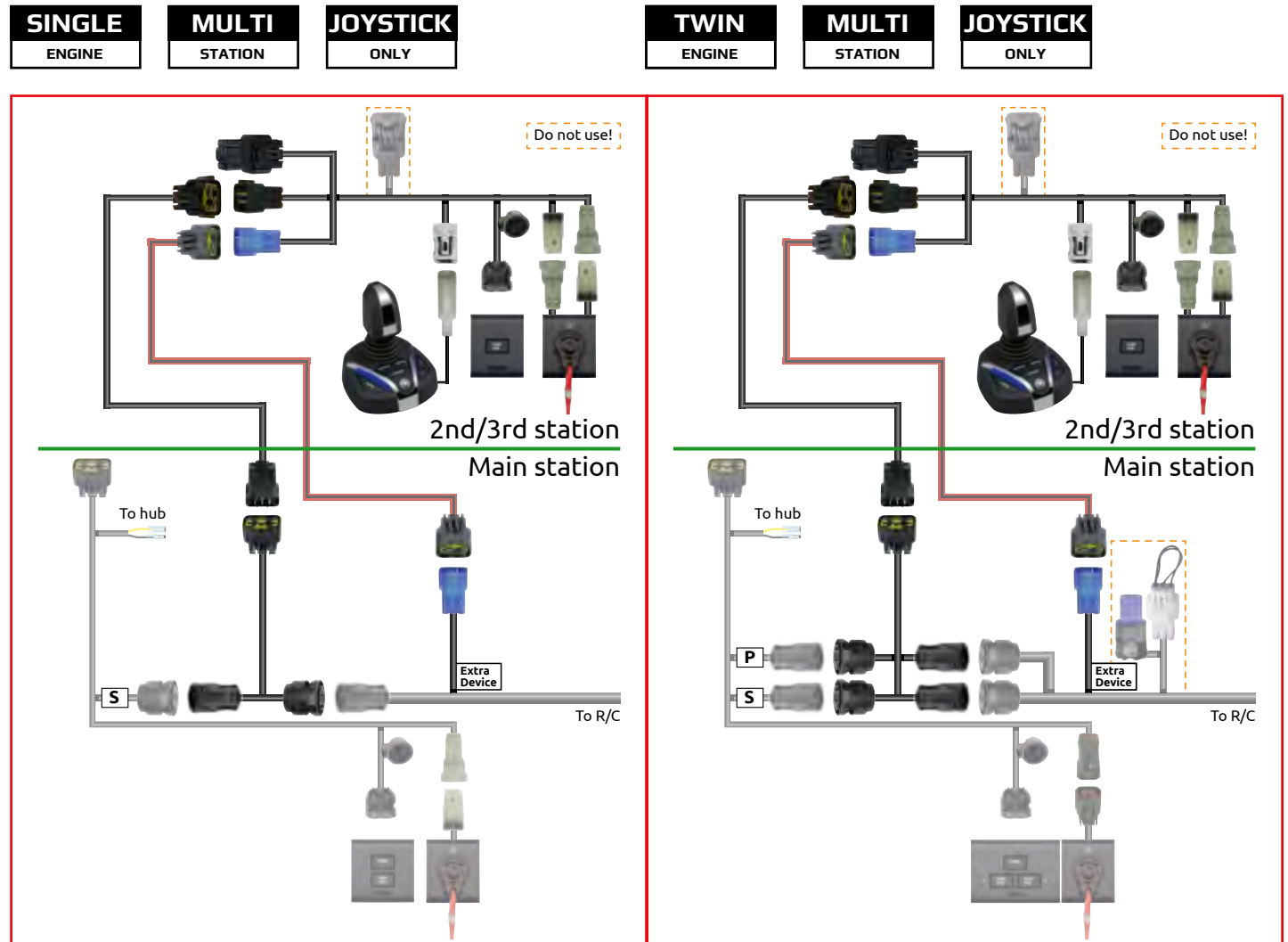
	Description	Qty	Note
6KN-762A0-00-00	Light Kit		
6KA-84516-00-00	Cover, tail light	1	
6KA-83720-00-00	LED assy (prop light)	1	
90480-20006	Grommet	1	
97780-40112	Screw	4	

	Spare parts	Qty	Color
6KA-42723-10-8D	Cover, bottom V6	1	Grey
6KA-42723-10-CE	Cover, bottom V6	1	White

Rigging Diagrams

JOYSTICK ONLY STATION SINGLE AND TWIN

Applicable to the following Remote Controls (with Autotrim button) main station needs to be Level 4:
 Single Topmount 6X9-48205-03-00, Single FlushMount 6X9-48205-03-00, Twin 6X9-48207-03-00



	Description	Qty	Note	
SINGLE	6X9-482A0-01-00	Joystick	1	
	6X9-82580-G0-00	Joystick harness	1	
	6X9-82570-D0-00	Lanyard switch	1	
	6X9-82570-B1-00	All start/stop switch	1	
	6X9-83553-70-00	Extension harness 7.0m / 22 ft	1	Other lengths available
	6X9-8258A-C0-00	Split harness Single	1	
	6Y8-82521-11-00	Main bus wire 4.6m / 15 ft	1	Other lengths available

	Description	Qty	Note	
TWIN	6X9-482A0-01-00	Joystick	1	
	6X9-82580-G0-00	Joystick harness	1	
	6X9-82570-D0-00	Lanyard switch	1	
	6X9-82570-B1-00	All start/stop switch	1	
	6X9-83553-70-00	Extension harness 7.0m / 22 ft	1	Other lengths available
	6X9-8258A-D0-00	Split harness Twin / Multi	1	
	6Y8-82521-11-00	Main bus wire 4.6m / 15 ft	1	Other lengths available

	Description	Qty	Note	
GAUGE *	6YM-83710-14-00	CL5 display	1	
	6YM-83553-00-00	Conversion harness for CL5	1	
	6Y8-81920-11-00	Single hub	1	
	6Y8-82521-11-00	Pigtail bus wire 0.6m / 2 ft	1	Other lengths available
	6Y8-82553-11-00	Main bus wire 4.6m / 15 ft	1	Other lengths available

*) A gauge at all stations is mandatory. For other display options, check the 'display section'.

HARNESS OPTIONS

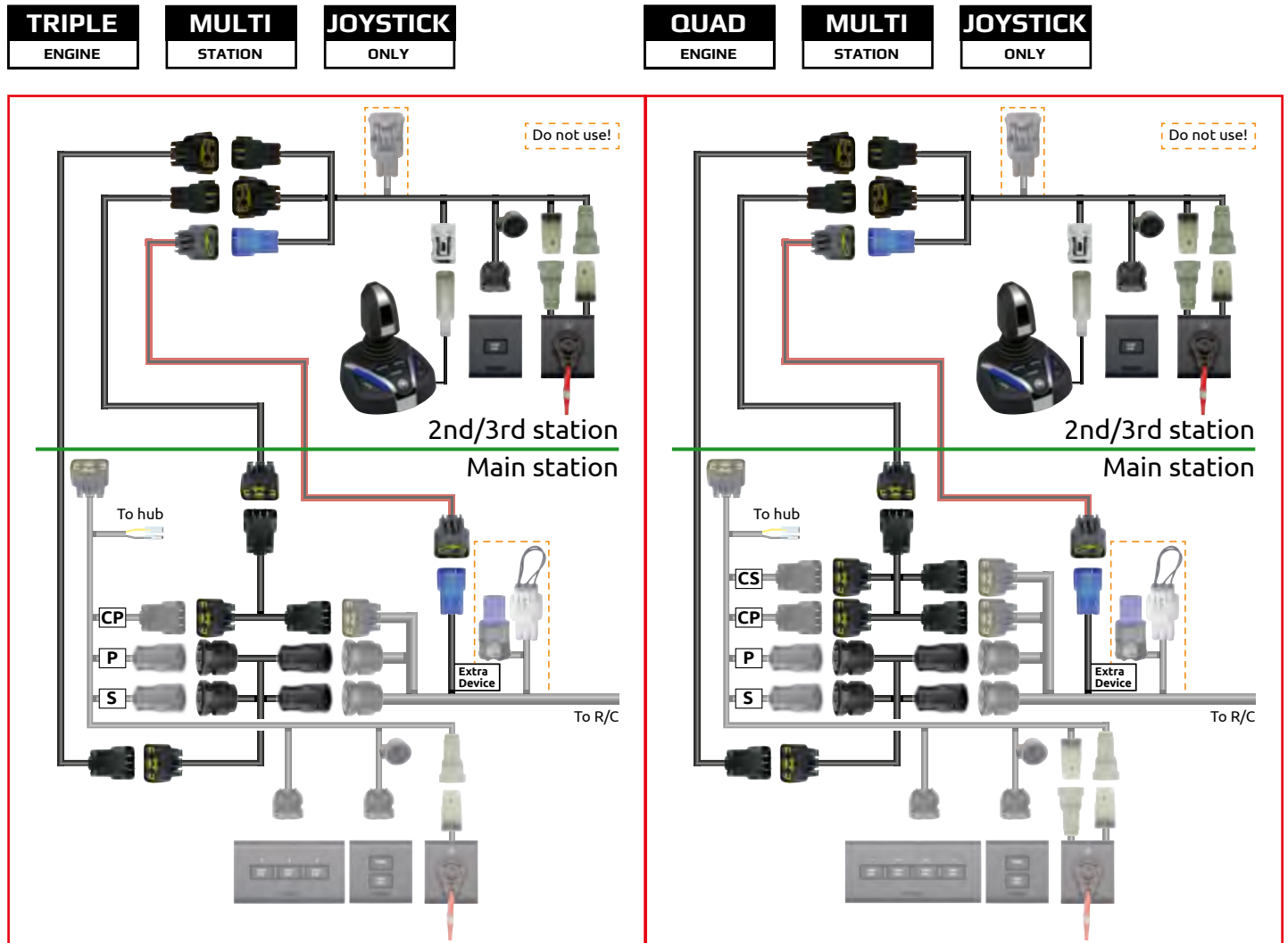
Main bus wire	Length
6Y8-82553-01-00	0.3m (1 ft)
6Y8-82553-50-00	3m (10 ft)
6Y8-82553-11-00	4.6m (15 ft)
6Y8-82553-21-00	6.1m (20 ft)
6Y8-82553-31-00	7.6m (25 ft)
6Y8-82553-41-00	9.1m (30 ft)

Pigtail bus wire	Length
6Y8-82521-01-00	0.3m (1 ft)
6Y8-82521-11-00	0.6m (2 ft)
6Y8-82521-21-00	0.9m (3 ft)
6Y8-82521-31-00	1.8m (6 ft)
6Y8-82521-41-00	2.7m (9 ft)
6Y8-82521-51-00	3.6m (12 ft)

Extension harness	Length
6X9-83553-70-00	7m (22 ft)
6X9-83553-80-00	8m (26 ft)

JOYSTICK ONLY STATION TRIPLE AND QUAD

Applicable to the following Remote Controls (with Autotrim button) main station needs to be Level 4:
 Triple 6X9-48208-03-00, Quad Triple 6X9-48209-03-00



	Description	Qty	Note	
TRIPLE	6X9-482A0-01-00	Joystick	1	
	6X9-82580-G0-00	Joystick harness	1	
	6X9-82570-D0-00	Lanyard switch	1	
	6X9-82570-B1-00	All start/stop switch	1	
	6X9-83553-70-00	Extension harness 7.0m / 22 ft	2	Other lengths available
	6X9-8258A-D0-00	Split harness Twin / Multi	1	
	6X9-8258A-E0-00	Split harness Triple / Multi	1	
	6Y8-82521-11-00	Main bus wire 4.6m / 15 ft	1	Other lengths available

	Description	Qty	Note	
TRIPLE	6X9-482A0-01-00	Joystick	1	
	6X9-82580-G0-00	Joystick harness	1	
	6X9-82570-D0-00	Lanyard switch	1	
	6X9-82570-B1-00	All start/stop switch	1	
	6X9-83553-70-00	Extension harness 7.0m / 22 ft	2	Other lengths available
	6X9-8258A-D0-00	Split harness Twin / Multi	1	
	6X9-8258A-E0-00	Split harness Triple / Multi	1	
	6Y8-82521-11-00	Main bus wire 4.6m / 15 ft	1	Other lengths available

	Description	Qty	Note	
GAUGE *	6YM-83710-14-00	CL5 display	1	
	6YM-83553-00-00	Conversion harness for CL5	1	
	6Y8-81920-11-00	Single hub	1	
	6Y8-82521-11-00	Pigtail bus wire 0.6m / 2 ft	1	Other lengths available
	6Y8-82553-11-00	Main bus wire 4.6m / 15 ft	1	Other lengths available

*) A gauge at all stations is mandatory. For other display options, check the 'display section'.

HARNESS OPTIONS

Main bus wire	Length
6Y8-82553-01-00	0.3m (1 ft)
6Y8-82553-50-00	3m (10 ft)
6Y8-82553-11-00	4.6m (15 ft)
6Y8-82553-21-00	6.1m (20 ft)
6Y8-82553-31-00	7.6m (25 ft)
6Y8-82553-41-00	9.1m (30 ft)

Pigtail bus wire	Length
6Y8-82521-01-00	0.3m (1 ft)
6Y8-82521-11-00	0.6m (2 ft)
6Y8-82521-21-00	0.9m (3 ft)
6Y8-82521-31-00	1.8m (6 ft)
6Y8-82521-41-00	2.7m (9 ft)
6Y8-82521-51-00	3.6m (12 ft)

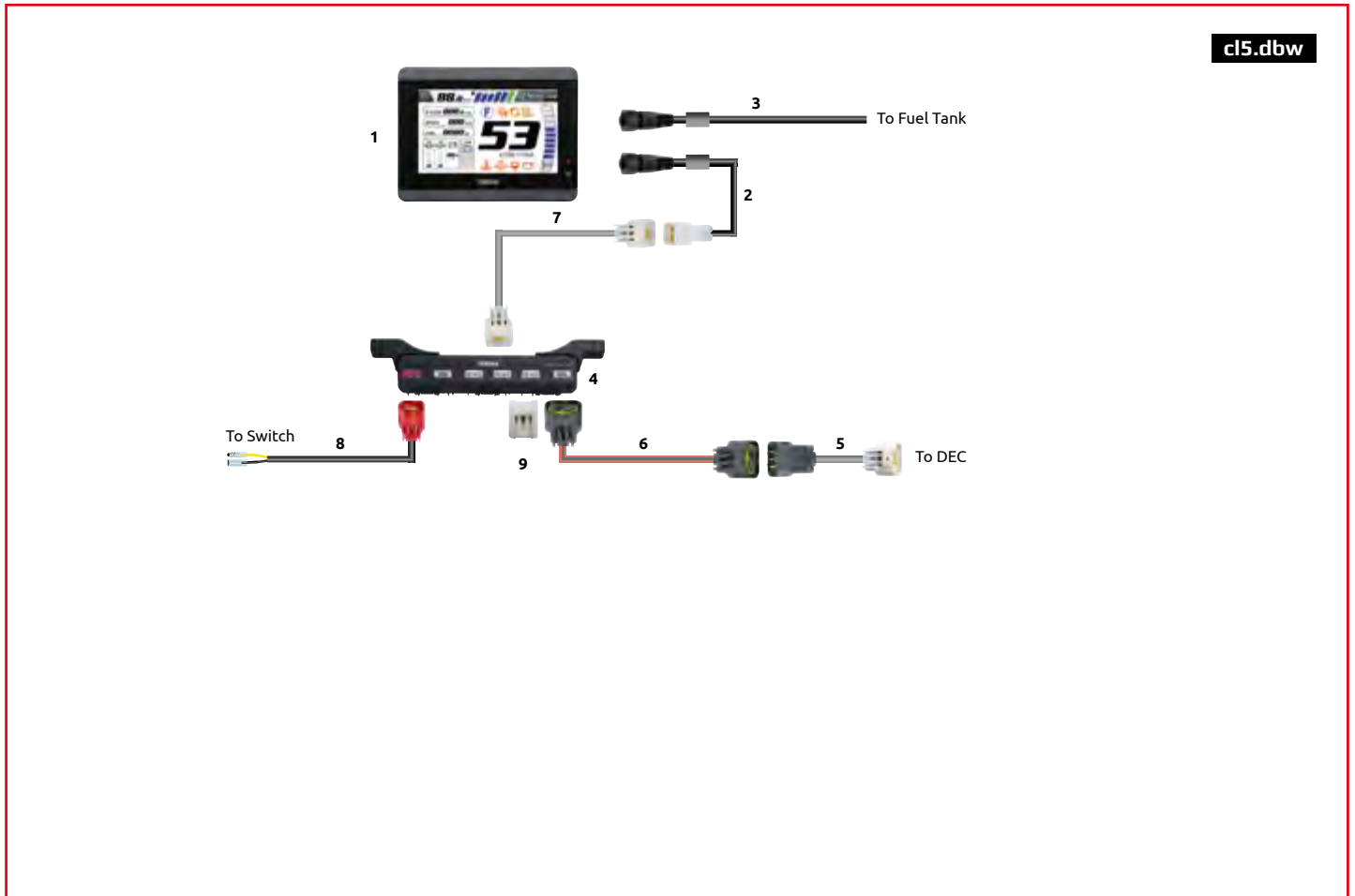
Extension harness	Length
6X9-83553-70-00	7m (22 ft)
6X9-83553-80-00	8m (26 ft)

Rigging Diagrams

DBW REMOTE CONTROL (DISPLAY)

DISPLAY OPTION CL5 COLOR TOUCH GAUGE RIGGING KIT (6YM-762G0-05-00)

CL5
DEC



	6YM-762G0-05-00	CL5 Color Touch Gauge Kit - DEC	Qty	Note
1	6YM-83710-14-00	CL5 display	1	
2	6YM-83553-00-00	Conversion harness 0.9m (3 ft)	1	Optional elbow connector 6YM-83553-10-00
3	6YD-8356N-00-00	Fuel tank wire	1	Optional elbow connector 6YM-8356N-00-00
4	6Y8-81920-01-00	Multi hub	1	
5	6Y9-83553-00-00	Conversion harness	1	
6	6Y8-82553-01-00	Main bus wire 0.3m (1 ft)	1	Other lengths available
7	6Y8-82521-31-00	Pigtail bus wire 1.8m (1 ft)	1	Other lengths available
8	6Y8-83553-02-00	System power supply	1	
9	6Y8-82582-11-00	Cap	2	

DBW REMOTE CONTROL (DISPLAY)

DISPLAY OPTION CL5 COLOR TOUCH GAUGE RIGGING KIT (6YM-762G0-05-00)



	6YM-762G0-05-00	CL5 Color Touch Gauge Kit - DEC	Qty	Note
1	6YM-83710-14-00	CL5 display	1	
2	6YM-83553-00-00	Conversion harness 0.9m (3 ft)	1	Optional elbow connector 6YM-83553-10-00
3	6YD-8356N-00-00	Fuel tank wire	1	Optional elbow connector 6YM-8356N-00-00
4	6Y8-81920-01-00	Multi hub	1	
5	6Y9-83553-00-00	Conversion harness	1	
6	6Y8-82553-01-00	Main bus wire 0.3m (1 ft)	1	Other lengths available
7	6Y8-82521-31-00	Pigtail bus wire 1.8m (1 ft)	1	Other lengths available
8	6Y8-83553-02-00	System power supply	1	
9	6Y8-82582-11-00	Cap	2	

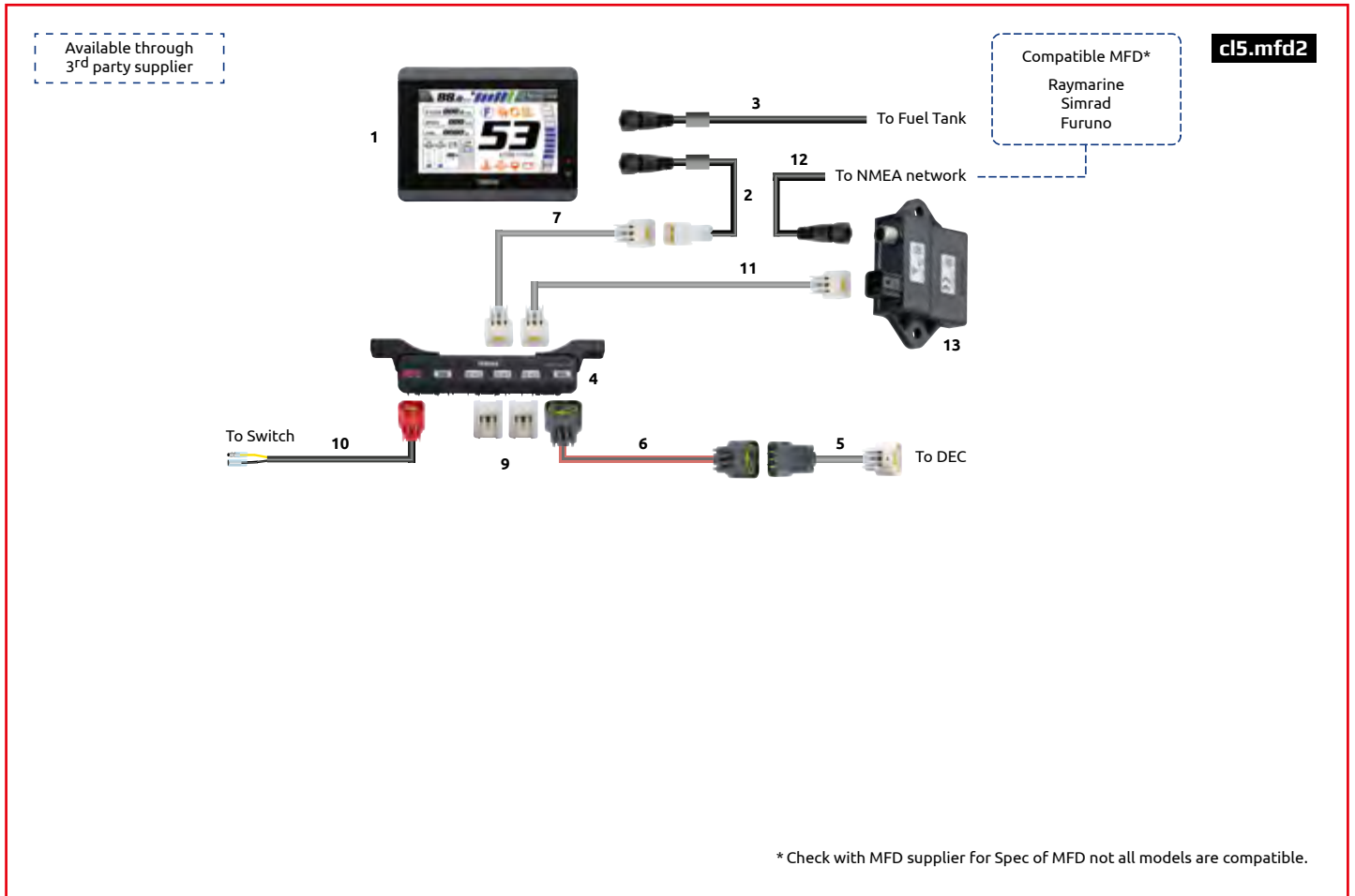
	Additional	Part Name	Qty	Note
10	6Y8-82521-11-00	Pigtail bus wire 1.8m (1 ft)	1	Other lengths available
11	6YM-83553-00-00	Conversion harness 0.9m (3 ft)	1	Or Garmin J1939 connector (1pcs per MFD)

Rigging Diagrams

DBW REMOTE CONTROL (DISPLAY)

DISPLAY OPTION CL5 COLOR TOUCH GAUGE RIGGING KIT (6YM-762G0-05-00)

CL5	MFD
DEC	TYPE 2



	6YM-762G0-05-00	CL5 Color Touch Gauge Kit - DEC	Qty	Note
1	6YM-83710-14-00	CL5 Display	1	
2	6YM-83553-00-00	Conversion Harness 0.9m (3 ft)	1	Optional elbow connector 6YM-83553-10-00
3	6YD-8356N-00-00	Fuel Tank Wire	1	Optional elbow connector 6YM-8356N-00-00
4	6Y8-81920-01-00	Multihub	1	
5	6Y9-83553-00-00	Conversion harness	1	
6	6Y8-82553-01-00	Main bus wire 0.3m (1 ft)	1	Other lengths available
7	6Y8-82521-31-00	Pigtail bus wire 1.8m (1 ft)	1	Other lengths available
9	6Y8-82582-11-00	Cap	2	
10	6Y8-83553-02-00	System power supply	1	
Additional				
	Part Name		Qty	Note
11	6Y8-82521-31-00	Pigtail bus wire 1.8m / 1 ft	1	Other lengths available
11	6YG-82521-00-00	NMEA Harness	1	
12	6YG-8A2D0-12-00	6YG Gate way		

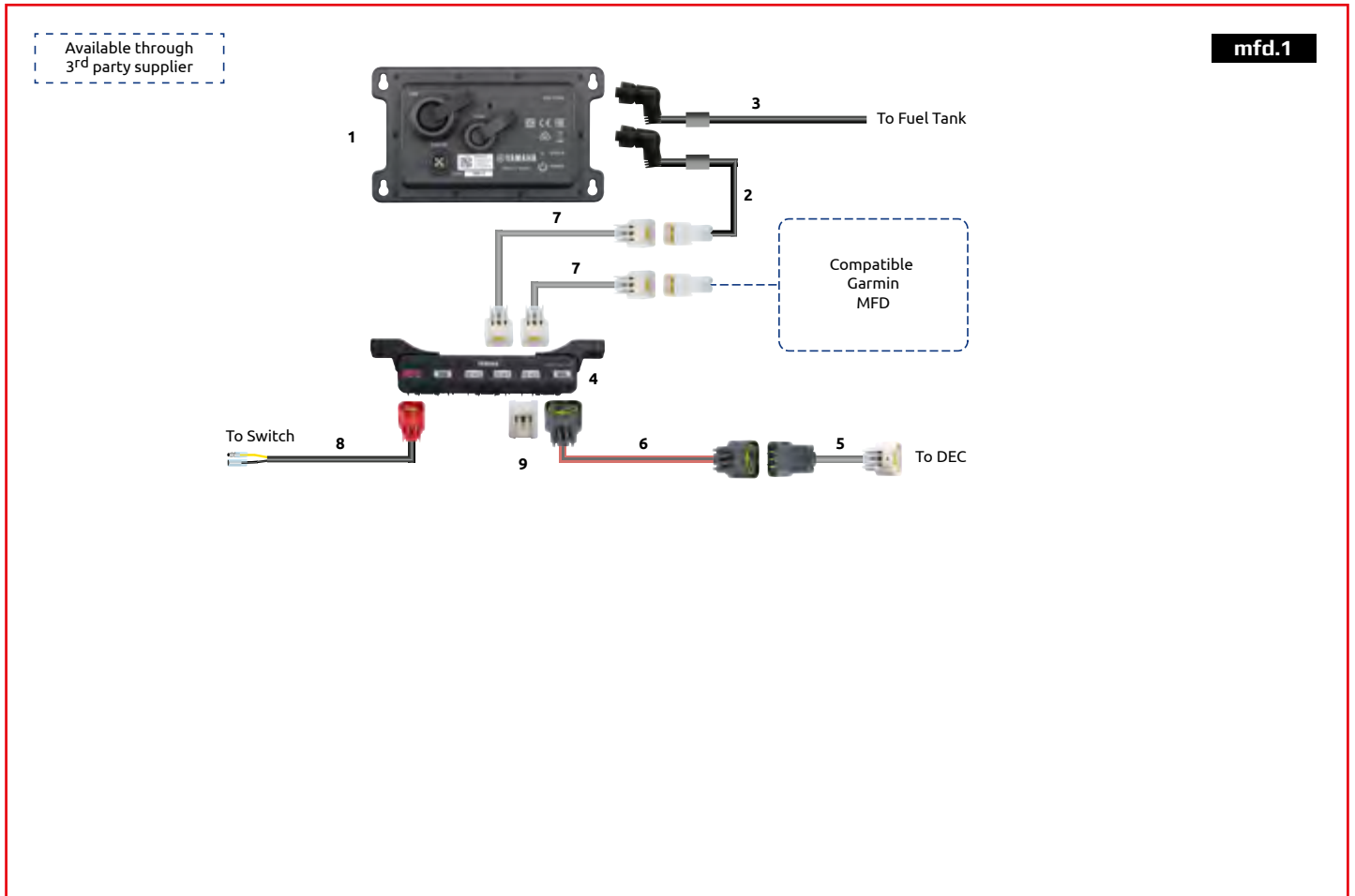


Rigging Diagrams

DBW REMOTE CONTROL (DISPLAY)

DISPLAY OPTION MFD INTERFACE TYPE 1 RIGGING KIT FOR GARMIN (6YM-762G0-40-00)

MFD	6X9
TYPE 1	DEC

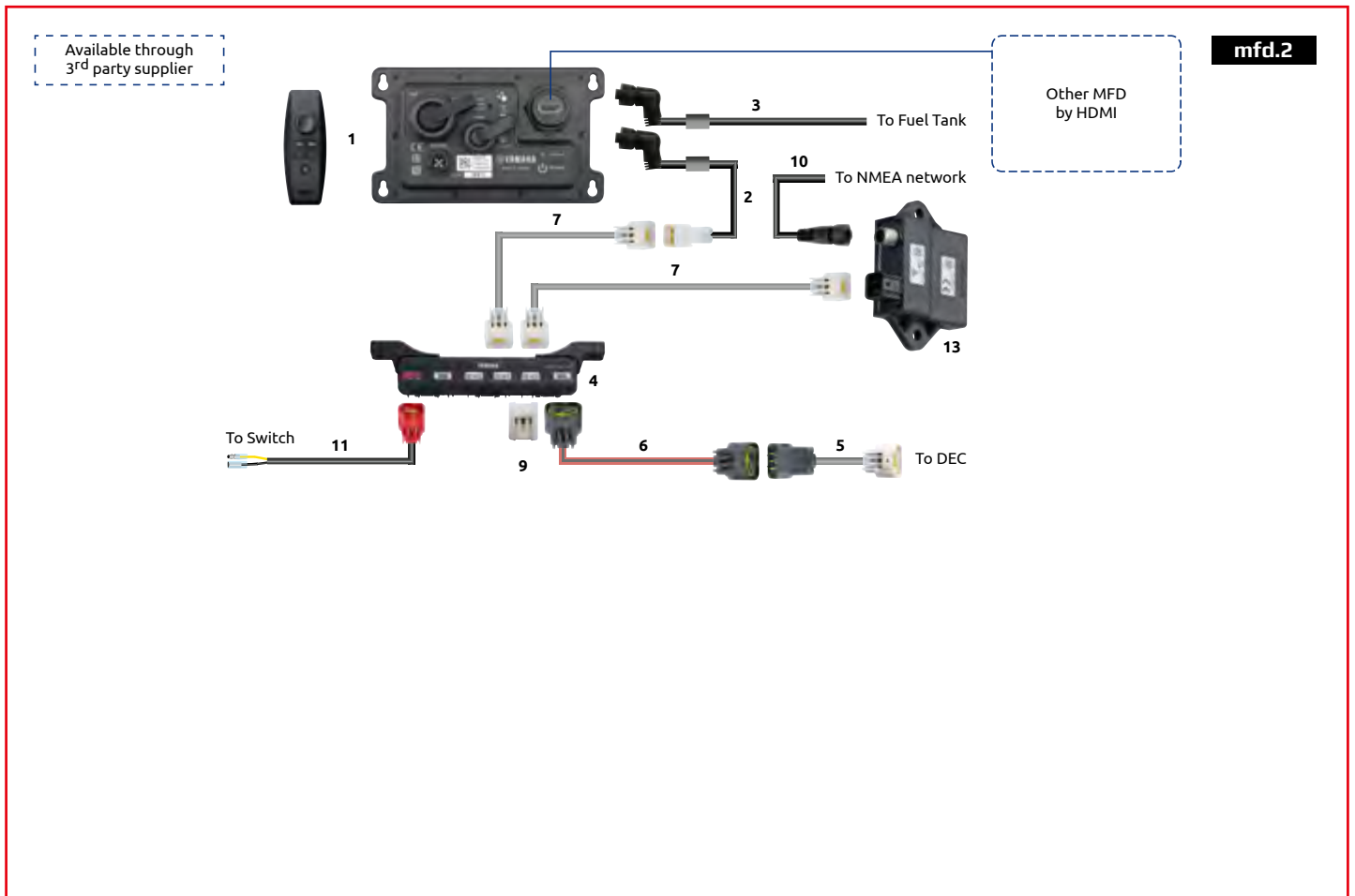


	6YM-762G0-40-00	MFD interface Type 1 Kit (For Garmin)	Qty	Note
1	6YM-8A2D0-10-00	Interface unit	1	
2	6YM-83553-10-00	Conversion harness 0.9m (3 ft)	1	Elbow connector
3	6YM-8356N-00-00	Fuel tank wire	1	Elbow connector
4	6Y8-81920-01-00	Multi hub	1	
5	6Y9-83553-00-00	Conversion harness 0.3m (1 ft)	1	
6	6Y8-82553-01-00	Main bus wire 0.3m (1 ft)	1	Other lengths available
7	6Y8-82521-31-00	Pigtail bus wire 1.8m (6 ft)	2	Other lengths available
8	6Y8-83553-02-00	System power supply 2.4m (8 ft)	1	
9	6Y8-82582-11-00	Cap	1	

DBW REMOTE CONTROL (DISPLAY)

DISPLAY OPTION MFD INTERFACE TYPE 2 RIGGING KIT (6YM-762G0-50-00)

MFD	6X9
TYPE 2	DEC

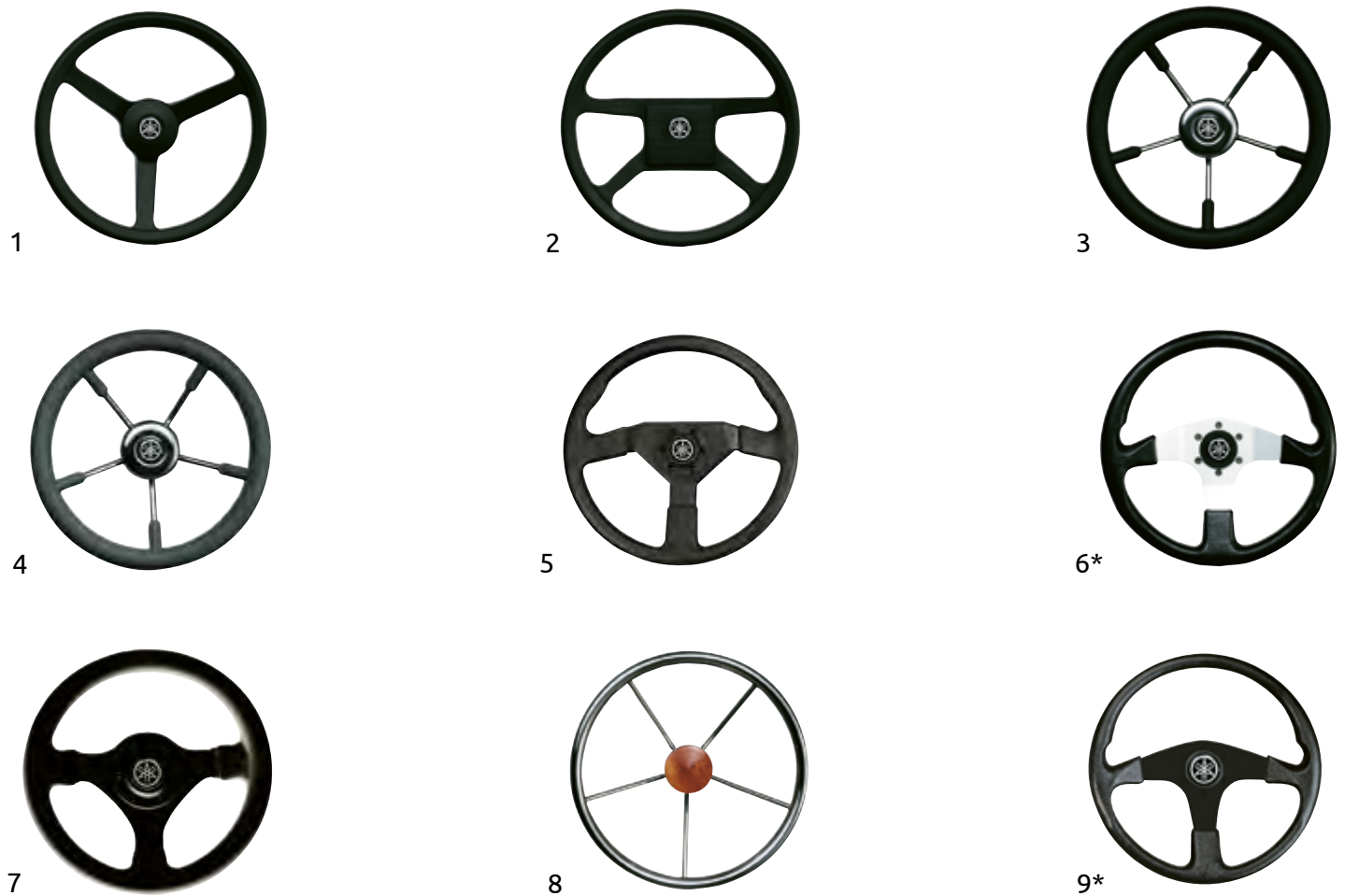


	6YM-762G0-50-00	MFD interface Type 2 Kit	Qty	Note
1	6YM-8A201-00-00	Interface unit	1	
2	6YM-83553-10-00	Conversion harness 0.9m (3 ft)	1	Elbow connector
3	6YM-8356N-00-00	Fuel tank wire	1	Elbow connector
4	6Y8-81920-01-00	Multi hub	1	
5	6Y9-83553-00-00	Conversion harness 0.3m (1 ft)	1	
6	6Y8-82553-01-00	Main bus wire 0.3m (1 ft)	1	Other lengths available
7	6Y8-82521-31-00	Pigtail bus wire 1.8m (6 ft)	2	Other lengths available
9	6Y8-82582-11-00	Cap	1	
10	6YG-82521-00-00	NMEA harness	1	
11	6Y8-83553-02-00	System power supply 2.4m (8 ft)	1	
12	6YM-8533A-00-00	HDMI cable	1	
13	6YG-8A2D0-12-00	6YG gate way	1	

Steering & Steering Systems



STEERING WHEELS



#	PART NUMBER	DIAMETER (MM)	
1	YMM-24001-00-BK	335	STEERING WHEEL BLACK LONG SPOKE
2	YMM-24002-00-BK	342	STEERING WHEEL BLACK 4-SPOKE
3	YMM-24005-00-BK	350	STEERING WHEEL BLACK 5-SPOKE
4	YMM-24005-00-GY	342	STEERING WHEEL GREY 5-SPOKE
5	YMM-24003-00-BK	350	STEERING WHEEL BLACK
6*	YMM-24008-00-BS	350	STEERING WHEEL LUXE BLACK/SILVER
7	YMM-24004-00-BK	280	STEERING WHEEL BLACK SMALL
8	YMM-24006-00-CH	345	STEERING WHEEL CHROME 5-SPOKE
9*	YMM-24007-00-BK	350	STEERING WHEEL BLACK
-	YMM-24000-01-00	-	HUB FOR STEERING WHEELS (X63)

* To fit these wheels, the special hub (part number YMM-24000-01-00) is also required.

HYDRAULICS STEERING BY L&S

Part Number	Kit name	Technical capacitie	Contents
YME-KT220-33-48	KIT LS80PRO	Up to 80HP	Complete kits. Standard systems including cylinder, helm pump with lock valve. Standard fittings, 10m hose and a filling funnel
YME-KT220-33-49	KIT LS125PRO	Up to 125 HP	
YME-KT220-33-50	KIT LS175PRO	Up to 175 HP	
YME-KT220-33-51	KIT LS225PRO	Up to 225 HP	
YME-KT220-40-20	KITLS3500PRO	Up to 350 HP	
YME-KT220-40-28	KIT LS3500PRO PRE-CRIMPED	Up to 350 HP	
YME-KT220-40-21	LS 232C/29HB	Up to 300HP (different model)	

HYDRAULIC HOSES

Part Number	Diameter	Remark
YME-HH120-47-40	Hydraulic hose 6mm 12M	
YME-HH120-53-01	Hydraulic hose 8mm 12M	
YME-HH120-47-42	Hydraulic hose 8mm 25M	
YME-HH120-71-17	Hydraulic hose 8mm 35M	
YME-HH120-53-00	Hydraulic hose 6mm 35M	
YME-SP129-05-03	Hydraulic hose 6m	only fit on the 3500pro set
YME-SP129-07-56	Hydraulic hose 7m	only fit on the 3500pro set
YME-SP129-05-04	Hydraulic hose 7,5m	only fit on the 3500pro set
YME-SP129-07-53	Hydraulic hose 8.5	only fit on the 3500pro set



HYDRAULIC CYLINDERS

Part Number	Part Name
YMF-11220-33-15	KIT VHM EX80HP+Fittings
YMF-11220-33-33	KIT VHM EX125HP+Fittings
YMF-11220-33-34	KIT VHM EX175HP+Fittings
YMF-11220-33-35	KIT VHM EX225HP+Fittings
YMF-11220-06-96	KIT VHM EX232H+Fittings
YMF-11220-35-72	KIT VHM EX3500HP++Fittings

HYDRAULIC HELMS

Part Number	Part Name
YMF-11220-08-04	HYD ST Helm 20HB-CAR
YMF-11220-09-48	HYD ST Helm 26HB-CAR
YMF-11220-09-50	HYD ST Helm 30HB-CAR



TIE-BAR



Part Number	Part Name	Remark
YME-SP220-21-23	OB - Tie-Bar ADJ 650-880	For 2 engines equipped with LS3500PRO
YME-SP220-37-56	OB - Tie-Bar ADJ 600-820	For 2 engines equipped with LS125PRO cilinder / LS175PRO / LS225PRO.
YME-SP220-36-14	OB - Tie-Bar ADJ 640-850	For 2 engines equipped with LS125PRO cilinder / LS175PRO / LS225PRO.
YME-SP220-20-41	OB - Tie-Bar ADJ 470-710	
YME-SP220-29-12	OB - Tie-Bar ADJ 650-850	
YME-SP220-21-02	OB - Tie-Bar ADJ 710-940	
YME-SP220-29-11	OB - Tie-Bar ADJ 450-650	

Other Rigging Components

MISCELLANEOUS ITEMS FOR HYDRAULIC STEERING SYSTEMS

Part Number	Suited for	Description
YME-SP220-08-10	LS125PRO	hose - inner diameter 6mm
YME-SP220-00-24	All other kits	hose - inner diameter 8mm



PURGING KIT

Part Number	Part name
YME-KT220-35-93	Purging Kit
YME-KT220-40-29	TELEFLEX Fitting Purge Kit

KIT ACCESSORIES AND HYDRAULIC L&S OIL

Part Number	Part name
YME-SP220-10-58	Pump Bezel
YME-SP220-17-53	Bulkhead strain relief
Hydraulic LS oil	
YME-H0220-00-17	Hydraulic oil



SPARE PARTS

Helm pump spare parts

Part Number	Description	Helm pump
YME-SP120-06-68	Seal kit	
YME-SP220-08-07	Set of straight fittings	
YME-SP220-19-89	Set of elbow fittings	20 HB CAR
YME-SP220-04-53	Mounting kit	
YME-SP120-60-25	Shaft end key	
YME-SP220-12-76	Equipped gauge cap	
YME-SP120-06-68	Seal kit	
YME-SP220-00-21	Set of elbow fittings	
YME-SP220-04-53	Mounting kit	26 HB CAR
YME-SP120-60-25	Shaft end key	
YME-SP220-12-76	Equipped gauge cap	
YME-SP120-06-68	Seal kit	
YME-SP220-00-21	Set of elbow fittings	
YME-SP220-04-53	Mounting kit	30 HB CAR
YME-SP120-60-25	Shaft end key	
YME-SP220-12-76	Equipped gauge cap	
YME-SP120-22-63	Seal kit	
YME-SP220-00-21	Set of elbow fittings	
YME-SP220-04-53	Mounting kit	29 CT HB CAR
YME-SP120-60-25	Shaft end key	
YME-SP220-12-76	Equipped gauge cap	

Cylinder spare parts

Part Number	Spare part description	Cylinder
YME-SP120-64-96	Seal kit	
YME-SP120-63-48	Bolt for fixing on Motor arm	VHM EX 125HP
YME-SP220-08-08	Set of fittings for 6mm	
YME-SP120-62-43	Equipped rod	
YME-SP120-64-97	Seal kit	
YME-SP120-63-48	Bolt for fixing on Motor arm	VHM EX 175HP
YME-SP220-33-56	Set of fittings 8 MM	
YME-SP120-62-48	Equipped rod	
YME-SP120-64-98	Seal kit	
YME-SP120-63-48	Bolt for fixing on Motor arm	VHM EX 225HP
YME-SP220-33-56	Set of fittings 8 MM	
YME-SP120-55-12	Equipped rod	
YME-SP120-58-03	Seal kit	
YME-SP120-60-90	Bolt for fixing on Motor arm	
YME-SP120-61-27	Equipped rod	VHM EX 350HP
YME-SP220-00-23	set of stainless steel fittings 8mm	
YME-SP220-21-03	tie bar 1 cylinder / 2 motors	
YME-SP120-06-38	Seal kit	
YME-SP120-60-90	Bolt for fixing on Motor arm	
YME-SP120-21-84	Equipped rod	YMESP1200766
YME-SP120-32-24	Equipped lever	
YME-SP220-00-23	set of stainless steel fittings 8mm	
YME-SP120-07-66	Cylinder tube	

MECHANICAL STEERING SYSTEMS



Y12 Helm/Bezel



Y24 Helm/Bezel



Y24 Helm/Bezel



Y22 Helm (fast-connect system)



Y23 Helm (non self-centring fast-connect system)

All these systems are highly responsive and are designed and built to our exacting standards of safety, durability and comfort. The Y22 and Y23 helms (or Y20 kit) can be used for all types of applications. Our Y23 helm has a special non self-centring mechanism, which means the wheel won't return automatically to the straight ahead position after a turn. Both these helms have to be installed with a Y25 Bezel, which is available in 20° and 90° versions.

Number of turns lock-to-lock: Y12 - approx 2.5 Y22/Y23 - approx 3.8 Y24 - approx 3

The Y12 (or Y10 kit) is for smaller boats with engines below 40kW (or below 55hp). Y24 can be applied if a simpler, more conventional system is required.

Y10 COMPLETE KIT FOR ENGINES BELOW 40KW (OR BELOW 55HP) INCLUDING Y11, Y12 AND STEERING WHEEL YMM-24003-00-BK

FEET	CM	Part Number	Part Name
8'	244	YMM-22208-00-00	CABLE Y10 STEERING 8
9'	274	YMM-22209-00-00	CABLE Y10 STEERING 9
10'	305	YMM-22210-00-00	CABLE Y10 STEERING 10
11'	335	YMM-22211-00-00	CABLE Y10 STEERING 11
12'	366	YMM-22212-00-00	CABLE Y10 STEERING 12
13'	396	YMM-22213-00-00	CABLE Y10 STEERING 13
14'	427	YMM-22214-00-00	CABLE Y10 STEERING 14
15'	457	YMM-22215-00-00	CABLE Y10 STEERING 15

Y11 STEERING CABLE (TO BE USED WITH Y12)

FEET	CM	Part Number	Part Name
7'	213	YMM-22007-00-00	CABLE Y11 STEERING 7
8'	244	YMM-22008-00-00	CABLE Y11 STEERING 8
9'	274	YMM-22009-00-00	CABLE Y11 STEERING 9
10'	305	YMM-22010-00-00	CABLE Y11 STEERING 10
11'	335	YMM-22011-00-00	CABLE Y11 STEERING 11
12'	366	YMM-22012-00-00	CABLE Y11 STEERING 12
13'	396	YMM-22013-00-00	CABLE Y11 STEERING 13
14'	427	YMM-22014-00-00	CABLE Y11 STEERING 14
15'	457	YMM-22015-00-00	CABLE Y11 STEERING 15
16'	488	YMM-22016-00-00	CABLE Y11 STEERING 16
17'	518	YMM-22017-00-00	CABLE Y11 STEERING 17
18'	549	YMM-22018-00-00	CABLE Y11 STEERING 18
20'	610	YMM-22020-00-00	CABLE Y11 STEERING 20

Y12 STEERING

Part Name	Part Number
Y12 Helm/Bezel	YMM-22400-00-00
Y22 Helm (fast-connect system)	YMM-22500-00-00
Y23 Helm (non self-centring fast-connect)	YMM-22500-10-00
Y24 Helm/Bezel	YMM-22510-00-00
Y25 Bezel (90° version)	YMM-22550-00-00
Y25 Bezel (20° version)	YMM-22551-00-00

Other Rigging Components

Y20 COMPLETE KIT FOR ALL ENGINES (INCLUDING Y21, Y22, Y25 AND STEERING WHEEL) YMM-24007-00-BK

FEET	CM	Part Number	Part Name
10'	305	YMM-22310-00-00	CABLE Y20 STEERING 10
11'	335	YMM-22311-00-00	CABLE Y20 STEERING 11
12'	366	YMM-22312-00-00	CABLE Y20 STEERING 12
13'	396	YMM-22313-00-00	CABLE Y20 STEERING 13
14'	427	YMM-22314-00-00	CABLE Y20 STEERING 14
15'	457	YMM-22315-00-00	CABLE Y20 STEERING 15
16'	488	YMM-22316-00-00	CABLE Y20 STEERING 16
17'	518	YMM-22317-00-00	CABLE Y20 STEERING 17

Y21 STEERING CABLE (TO BE USED WITH Y22/Y23/Y24)

FEET	CM	Part Number	Part Name
7'	213	YMM-22107-00-00	CABLE Y21 STEERING 7
8'	244	YMM-22108-00-00	CABLE Y21 STEERING 8
9'	274	YMM-22109-00-00	CABLE Y21 STEERING 9
10'	305	YMM-22110-00-00	CABLE Y21 STEERING 10
11'	335	YMM-22111-00-00	CABLE Y21 STEERING 11
12'	366	YMM-22112-00-00	CABLE Y21 STEERING 12
13'	396	YMM-22113-00-00	CABLE Y21 STEERING 13
14'	427	YMM-22114-00-00	CABLE Y21 STEERING 14
15'	457	YMM-22115-00-00	CABLE Y21 STEERING 15
16'	488	YMM-22116-00-00	CABLE Y21 STEERING 16
17'	518	YMM-22117-00-00	CABLE Y21 STEERING 17
18'	549	YMM-22118-00-00	CABLE Y21 STEERING 18
19'	579	YMM-22119-00-00	CABLE Y21 STEERING 19
20'	610	YMM-22120-00-00	CABLE Y21 STEERING 20
21'	640	YMM-22121-00-00	CABLE Y21 STEERING 21
22'	671	YMM-22122-00-00	CABLE Y21 STEERING 22

ACCESSORIES FOR MECHANICAL SYSTEMS

Some outboard models require additional accessories for the connection between the steering cable and the engine.

Description	Part Number
Clamp block to support steering cables (aluminium and stainless steel)	YMM-22601-00-00
Splash well mounting support for steering cables (corrosion resistant)	YMM-22602-00-00
Clamp block to support steering cables (corrosion resistant painted steel)	YMM-22603-00-00
Clevis for YMM-22601-00-00, YMM-22602-00-00 or YMM-22603-00-00	YMM-22610-00-00
Clevis for YMM-22601-00-00, YMM-22602-00-00 or YMM-22603-00-00	YMM-22611-00-00



Y11 Steering Cable with Transom Support (YMM-22601-00-00) using Clamp block.

Clevis YMM-22610-00-00



Clevis YMM-22611-00-00

STEERING GUIDE ATTACHMENT KITS

These kits are required for connection between the steering cable end and the outboard's steering hook.

Model	Part Number
F8C(-03/2007)/FT8D(-03/2007)	68T-61350-00-00
F8C(04/2007-)/FT8D(04/2007-)/F9.9J/FT9.9L	68T-61350-10-00
9.9F/15F/F9.9C/FT9.9D/F15A	63V-61350-00-00
FT9.9A/F9.9B	6G8-61350-00-00
F15C/F20B	6AH-61350-00-00
20C/20D/25B/25N/25V/30D/30G/40Q	689-61350-02-00
F25D/FT25F/F30B/F40F	6BG-61350-00-00
40V/50H/F50A/FT50C	63D-61350-00-00
F20A/F25A/FT25B/F30A/F40B/C/D/F50F/H/ F60A/C/F/FT50G/J/FT60B/D/G/F70A/40X	65W-61350-00-00
F25G	6FM-61350-00-00
50G/60F/70B/75C/90A/75A/85A	688-61350-10-00
F80A/B/F100A/D/F	67F-61350-00-00
F100F/F115B/F130A	6EK-61350-00-00
F100B/F115A/F150A/F175A/V4/V6 (2 & 4 stroke)	6E5-61350-02-00
Tie-Bar Kit	
F115 to F300 (V6) Adjustable distance: 600-800mm	6E5-61301-01-00



STEERING HOOKS

Model	Type	Part Number
Universal Steering Hook (A50) for engines between 5 and 25hp		YMM-21220-00-00
6C/D/8C/9.9D/15D/40Q	Ball post type, not for F8B/F9.9A/B/25J	676-48511-02-00
F6A/F8C/FT8D/F9.9C/FT9.9D/F9.9F/FT9.9G/F9.9J/FT9.9LF15A/9.9F/15F	Steering guide type	63V-48511-01-00
F8A/B/F9.9A/B/25J/30D ('87-'96)	Ball post type	6G8-48511-10-00
F8A/B/F9.9A/B/25J/30D ('87-'96)	Steering guide type	6G8-48511-20-00
F15C/F20B		6AH-48511-01-00
20C('85-'96) 20D/25B/25D/N/30A/G ('85-'89)	Ball post type/Steering guide type	689-48511-02-00
20D/25N ('90-'00)	Ball post type/Steering guide type	6L2-48511-00-00
20D/25N ('01-) 25J/30D ('94--)		6J8-48511-01-4D
25J/30DETO ('99-'01)	Steering guide type	6J8-48511-52-00
F20A/F20G/F25A/F25D/F25G/FT25B/FT25F/F30A/F30B/F40B/F40F/ F50F/F50H/FT50B/FT50G/FT50J/F60A/F60C/F60F/FT60B/FT60D/FT60G/ F70A/40X	Steering guide type	65W-48511-01-00
25B/50G/60F/70B	Steering guide type	6H3-48511-52-00
25B/Q/40H/50D/50G/60F/70B/75A/80A/85A/90A/55B ('95--)	Ball post type	688-48511-01-4D
55B ('92-'94)	Steering guide type	688-48511-51-1D
55B ('95-'98)	Steering guide type	688-48511-52-00
55B ('90-'94) 75A/85A ('90-'93)	Ball post type	688-48511-01-4D
75C/90A	Steering guide type	688-48511-12-00
25Q/40H/50D	Steering guide type	6H4-48511-51-4D
40V/Y/F40A/F45A/50H/F50A/B/FT50B/C		63D-48511-01-00
F80A/F80B/F100A/F100D	Steering guide type	67F-48511-01-00
F115A	Steering guide type	68V-48511-01-00



Outboard Maintenance & Accessories



RIGGING HOSE

Keep your cables protected and uncluttered with a Rigging Hose. Yamaha Hoses are tough yet flexible and are constructed from crush-resistant, UV-protected material to ensure a longer life span. Hoses are mounted using a chromium-plated copper or plastic bracket and come in black, gray or metallic blue colours.

2"		
Black	25ft/7,62m	YME-RHS20-BK-25
Gray/Black	25ft/7,62m	YME-RHS20-BE-25
White/Black	25ft/7,62m	YME-RHS20-WT-25
Metallic blue	25ft/7,62m	ABB-RIGHS-BE-25
2,5" XTO		
Black	25ft/7,62m	YME-RHS25-BK-25
White/Black	25ft/7,62m	YME-RHS25-WT-25

TRANSOM FLANGES

The tough plastic bracket is easy to install by just threading the Rigging Hose onto it. It requires no clamp, yet provides positive engagement. Use with the rigging Grommet on the other end for quick, easy rigging. When the chromium plated copper "through transom bracket" is used, the rigging hose is fitted with the clamp.

2"	
Chrome transom bracket with 2 anodised stainless steel clamps	ABA-THRUT-RA-SM
Transom flange Black	MAR-TRBRT-BL-00
Transom flange White	MAR-TRBRT-WH-00
2,5" XTO	
Black	YME-TFLNG-25-BK
White	YME-TFLNG-25-WT



TRANSOM PLATES

Yamaha recommend these transom plates for boats with engines from 60hp and up.

F30 - V6 (non SBW) engines aluminium 10mm	YMM-09TP0-00-01
V6 SBW and V8 engines aluminium 10mm	YMM-09TP0-00-02



TRANSOM BOLTS

Outboard	Part Number	Thread	Total Length	Boat transom thickness (*)
F25D - F300B	90101-12M51-00	M12	95mm	
	90101-12M65-00	M12	105mm	
	90101-12064-00	M12	115mm	55-65mm
	90101-12065-00	M12	130mm	65-75mm
	90101-12066-00	M12	150mm	75-95mm
F300 - XTO **	90101-12071-00	M12	85mm	-55mm
	90101-12053-00	M12	110mm	55-65mm
	90101-12076-00	M12	130mm	65-75mm
	90101-12031-00	M12	150mm	75-95mm
	90101-12068-00	M12	170mm	95-115mm
	90101-12073-00	M12	180mm	115mm-
	90101-12055-00	M12	200mm	115mm-
	90101-12069-00	M12	210mm	115mm-
	90101-12078-00	M12	220mm	115mm-
90101-12070-00	M12	230mm	115mm-	

* Reference data

** High tension bolts



NUTS AND WASHERS

Part Number	Thread	Description	Remark
95380-12600	M12	Standard Nut	
95380-12700	M12	7mm Nut	
90170-12M28	M12	4mm Nut	
90201-13M01	M12	Washer	Small
90201-12426	M12	Washer	Large

TILT LIMITER

The tilt limiter will help improve customer satisfaction in applications where the top cowling would come in contact with the boat at full tilt. (Adjacent list shows applicable engine serial numbers) Check with your dealer for installation validation following owner manual instruction.

Model	Starting Serial Number	Tilt Limiter Kit
F50H	6C1-1047118-	6C5-825EY-00-00
F60F	6C5-1053953-	6C5-825EY-00-00
FT50J	6C2-1014367-	6C5-825EY-00-00
FT60G	6C6-1020951-	6C5-825EY-00-00
F70A	6CJ-1019836-	6C5-825EY-00-00
F80B	6D7-1014351-	6D8-825EY-01-00
F100F	All engine	63P-825EY-02-00
F100D	6D9-1020147-	6D8-825EY-01-00
F115A	68V-1124466-	63P-825EY-02-00
FL115A	68W-1005001-	63P-825EY-02-00
F115B	All engine	63P-825EY-02-00
FL115B	All engine	63P-825EY-02-00
F130A	All engine	63P-825EY-02-00
F150A	63P-1106291-	63P-825EY-02-00
FL150A	64P-1013389-	63P-825EY-02-00
F150D	All engine	63P-825EY-02-00
FL150D	All engine	63P-825EY-02-00
F175A	All engine	63P-825EY-02-00
F200F	All engine	63P-825EY-02-00
FL200F	All engine	63P-825EY-02-00
F200G	All engine	6CE-825EY-02-00
FL200G	All engine	6CE-825EY-02-00
F225F	6CL-1001428-	6CE-825EY-02-00
FL225F	6CM-1000253-	6CE-825EY-02-00
F250D	6CG-1003350-	6CE-825EY-02-00
FL250D	6CH-1000945-	6CE-825EY-02-00
F300B	6CE-1005964-	6CE-825EY-02-00
FL300B	6CF-1002506-	6CE-825EY-02-00
F300D	All engine	6CE-825EY-02-00
FL300D	All engine	6CE-825EY-02-00



BulkParts

These can be ordered through the system under a single part number and are packed collectively per 50 pieces, not in individual packaging.

SINGLE PART

Part Number	Part name	Qty
936032111100	PIN, DOWEL(663)	1
935031600300	BALL	1
935010401100	BALL	1
9360318M0900	PIN, DOWEL B (6H3)	1
9310125M0300	OIL SEAL	1
931012206700	OIL SEAL (22X36X6-663)	1

BULK PART

Part Number	Part name	Qty
6E9WB0450000	PIN, DOWEL(663)(50PCS)	50
6GKWB0490000	BALL(50PCS)	50
4NDWB0500000	BALL(50PCS)	50
62UWB0520000	PIN, DOWEL B (6H3)(50PCS)	50
62UWB056000	OIL SEAL(50PCS)	50
6J0WB0580000	OIL SEAL (22X36X6-663)(50PCS)	50

Filters and Fuel Accessories



FUEL FILTERS

Keeping your fuel clean really is an important issue where boating is concerned. Contaminated fuel affects performance and can increase the wear and tear on your engine. The trouble is that countless small dirt particles are already in the fuel before it gets anywhere near your boat - and that's where Yamaha Water Separating Fuel Filters come in. They are designed to be the most efficient systems available for removing dirt before it can enter the pumps and injection system. Without one of these, dirty, unfiltered fuel could block the internal fuel passages, causing the engine to run poorly - or even to fail.

Instead of the standard 35/27-micron filter, the Yamaha 10-micron filter will protect your engine by removing dirt, water and small foreign particles. These superior 10-micron filters are strongly recommended for all engines, especially HPDI and EFI models.

However, it's important to choose a fuel filter with the right capacity for your engine and to regularly maintain it, to avoid reduced performance and engine damage. A simple rule of thumb is to ensure that the litres-per-hour (LPH) of the filter is greater than that of the engine. This figure can be found in your owner's manual.

Remember, a filter that is too big or too good cannot cause problems, but one that is too small or dirty can restrict fuel flow, possibly resulting in engine failure.

WHAT MAKES THIS FILTER UNIQUE:

This is the only filter on the market that is fully homologated. This is due to the metal bowl structure on the bottom of the filter. Making it fully fire proof gaining a Ce, ISO 10088 and ABYC standard. This means it can be used anywhere in the world. In addition the thread on top of the filter towards the mount is unique. This means that it can be only replaced with a YAMAHA genuine replacement filter.

These are 10 micron filters that will protect the engine from foreign particles. 10micron filters are far superior then standard offered marine filters

The flowrate is indicated on the filter itself and in the part number: So YMEEFWS00180A is 180Liters/H YmeEFWS00360 is 360L/H and 620L/H flowrate wise. It is also printed on the filter itself.

Following this logic: Up to 115HP engines the 180 filter can be used. From 115 to XTO the 360 can be used. We recommend the 620 for heavy usage of the 300HP+ range

Part number	Part description
YMEFWS00180A	OB - FUEL WATER SEP S ASSY
YMEFWS00180E	OB - FUEL WATER SEP S ELEMENT
YMEFWS00360A	OB - FUEL WATER SEP M ASSY
YMEFWS00360E	OB - FUEL WATER SEP M ELEMENT
YMEFWS00620A	OB - FUEL WATER SEP L ASSY
YMEFWS00620E	OB - FUEL WATER SEP L ELEMENT
YMEFWS00SSPT	OB - FUEL WATER SEP SS PLATE
Fittings	
YMEFWSEFT06D	OB - ELBOW FITTING 06 MM
YMEFWSEFT08D	OB - ELBOW FITTING 08 MM
YMEFWSEFT10D	OB - ELBOW FITTING 10 MM
YMEFWSST06D	OB - STRAIGHT FITTING 06 MM
YMEFWSST08D	OB - STRAIGHT FITTING 08 MM
YMEFWSST10D	OB - STRAIGHT FITTING 10 MM



GENUINE YAMAHA WATER SEPARATOR/FUEL FILTER:

Corrosion-resistant and specifically designed to fit into smaller areas.
Recommended for outboards up to 70HP.

Filter features:

- Manufactured from lightweight resin material.
- Comes with In & Out connectors (can be swapped)
- Clear bowl to allow easy checking of flow and filtering
- 10-micron filter element
- Fluid capacity of 60cc
- Water separation capacity of 99% or more



Water Separator Filter
907-981M7-45-00

Water Separator Filter
907-981M6-74-00

Water Separator Filter
907-981M6-72-00

WATER SEPARATOR FILTERS

Description	Horsepower	Part Number
Water Separator Filter	Up to 70HP	907-981M6-45-00
Water/Fuel Separator Filter 10-micron including connectors in 8/O8mm	Up to 175HP	907-981M6-74-00
Water/Fuel Separator Filter 10-micron including connectors in 10/O8mm	Up to 425HP	907-981M6-72-00

Replacement filters:

Replacement Filter 10-Micron (including new O-ring) - Up to 70HP	907-94469-14-00
Replacement Filter-10 Micron - For 175HP up to 425HP	907-94469-13-00

FILTER REPLACEMENT FOR THE SPIN ON PARKER FILTERS TYPE: S3240, S3227 AND S3232

Description	Part Number
Replacement element for filter kit between 50hp and 115hp	YME-2E114-00-00
Replacement element for filter kit over 115hp	YMM-2E227-01-00
Replacement element for filter kit for twin engine installation or professional use	YME-2E341-01-00

(Note: A filter is never "too big". A larger filter will last longer than one which is "just large enough")



Connectors



Replacement filters

Fuel Tanks and Accessories

P&A FUEL TANK

Description	Part Number
Yamaha 12 litre plastic tank (length 363mm x width 265mm x height 230mm)	6YL-24201-07-0Q
Yamaha 25 litre plastic tank (length 536mm x width 362mm x height 233mm)	6YK-23201-05-0Q



FUEL CAP:

Description	Part Number
12/25L	6YK-24610-10

Other Rigging Components

FUEL PICKUP:

Description	Part Number
12 litres	97951-24261-0Q
25 liters	97951-24262-0Q



FACTORY TANK

For parts related to Factory Tank see YPEC for details



FUEL CAP:

Description	Part Number
12 litre tank without indicator	6YK-24610-10-00
24 litre tank without indicator	6YJ-24610-01-00



FUEL PICKUP:

Description	Part Number
12 litres	6YL-24260-10-00
24 litres w/o Indicator	6YJ-24260-11-00
24 litres with inidcator	6Y1-24260-30-00



JERRY CAN:

Description	Part Number
5 litre Jerry can	YMM-5LTRE-00-11
No-spill spout for 5 litre Jerry can	YMM-NSPSP-T0-00
1 litre Jerry can	YMM-10LTR-E0-10



FUEL PIPE JOINT (FEMALE):

Description	Part Number
For 6mm OM side	6G1-24305-05-00
For 6mm Tank side	6Y1-24305-06-00
For 8mm OM side	6E5-24305-06-00
For 8mm Tank side	6Y2-24305-06-00



FUEL PIPE JOINT (MALE):

Description	Part Number
For 6mm	6G1-24304-10-00
For 8mm	6E5-24304-20-00



Primary Pump:

Description	Part Number
For 6mm (plastic)	6Y1-24360-52-00
For 8mm (plastic)	6Y2-24360-52-00
6mm F4B/F5A/F6C (under the cowl)	6BX-24360-00-00
8mm (Aluminium) 80-175hp	6YK-24360-73-00
8mm (Aluminium) 200-425hp	6AW-24360-02-00



Fuel Hose:

Description	Part Number
6 x 13mm 15m of A1 marine fuel hose. Iso and CE certified.	YME-FH06X-13-15
8 x 16mm 15m of A1 marine fuel hose. Iso and CE certified.	YME-FH06X-16-15
Description	Part Number
6 x 13mm 30m of A1 marine fuel hose. Iso and CE certified.	YME-FH06X-13-MM
8 x 16mm 30m of A1 marine fuel hose. Iso and CE certified.	YME-FH08X-16-MM
10 x 18mm 30m of A1 marine fuel hose. Iso and CE certified.	YME-FH10X-18-MM



FUEL PIPE COMPLETE:

Description	Part Number
6mm, 3m, both ends with joint	6Y1-24306-55-00
6mm, 3m, with one joint	6Y4-24306-84-00
8mm, 3m, both ends with joint	6Y2-24306-56-00
8mm, 3m, with one joint	6Y2-24306-45-00
6mm, 3m, Permanent Sealed, both ends with joint	6YL-24306-54-00
8mm, 3m, Permanent Sealed, with one joint	6YK-24306-44-00



Note : Fuel pipes and related parts presented in this section are intended for portable use only.


Other Rigging & Accessories



ELECTRONIC COOLING WATER PRESSURE SENSOR

Enables the cooling water pressure to be displayed on the 6Y8 tachometer and 6Y9 colour display.


F30 to F115	60V-8A4L0-16-00
F150 and up	69J-8A4L0-14-00



ELECTRONIC SPEED SENSOR KIT

Enables speed information to be displayed on the 6Y8 tachometer and 6Y9 colour display.

F30 to F300 (V6)	60V-8A4L1-16-00
------------------	-----------------



ELECTRIC STARTER KIT FOR F6A/F8/FT8/F9,9/FT9,9/F25G

Convert a manual start engine into electric start. F25G M Model needs the rotor to be replaced with a rotor with starter gear. F8F/FT8G/F9,9J/FT9,9L/F25G require Rectifier/Regulator.

F6A/F8C/FT8D	6DR-W8180-00-00
F8F/FT8G/F9,9J/FT9,9L	6DR-W8180-00-00
F25G	6FM-W8180-00-00



TRANSOM MOUNTED MULTI-SENSOR

6Y9-83688-00-00



LIGHTING COIL KIT FOR F4B/F5A/F6C

Allows electrical power to be drawn from the engine

6BX-W8130-A0-00



FUSE CARTRIDGES


Amps	Part Number
50	63P-82151-00-00
60	6P2-82151-00-00
80	61A-82151-00-00
100	6CE-82151-00-00

BATTERY CABLE (FOR BATTERY CHARGING)

Allows electrical power to be drawn from the engine. This battery cable is for battery charging only - not suitable for the starter motor. F9.9J/FT9.9L require a Rectifier/Regulator.

Description	Part Number	QTY
Battery Cable	68T-81949-00-00	1
Fuse (10A-BL)	67F-82151-40-00	2
Stay, Fuse Box	68T-82171-01-00	1
Puller, Fuse	67F-2812A-00-00	1
Washer	92990-06600-00	1

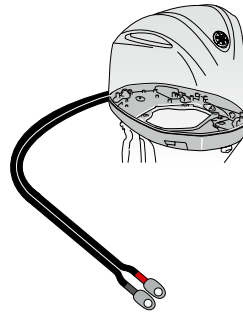
Other Rigging Components



BATTERY ISOLATOR LEADS

Allows the starter battery to be charged first, when other (house) battery is being used for onboard accessories.

Description	Length	Part Number
F150-F350 (except V6 4.2L)	2.7m	68F-81949-03-00
	3.8m	69J-81949-03-00
F225/F250/ F300 V6 4.2L	3.8m	6KW-81949-00-00
XTO	3.8m	6GR-762W0-00-00



ENGINE BATTERY CABLE

Used to connect Yamaha Outboard Motors to 12V batteries.

Description	Part Number
F(T)50 - F(T)60	6C5-82105-01-00
F70	6C5-82105-U1-00
F80/F100/F115/F130A	68V-82105-J1-00
F150	63P-82105-01-00
F175/F200F/F200G	6DA-82105-01-00
V6 3.3L	6P2-82105-02-00
V6 4.2L 6CE	6CB-82105-01-00
V6 4.2L 6KA	6KA-82105-00-00
F350A	6AW-82105-01-00
XTO	6GR-82105-00-00



YAMAHA BATTERY BOXES BLACK

Size	Max Battery Size	Part Number
Small max 90ah	L 285mm x W 190mm x H 240mm	YN0-13812-0Y-00
Large max 140ah	L 410mm x W 200mm x 250mm	YN0-14125-0Y-00

Battery Chargers

Unique battery charging technology: Fully automatic switch mode charger that analyses the state of the battery, charges and automatically switches to maintenance charging when ready. Includes battery testing, fault detection and float maintenance. Always ensuring a full charge to prolong battery life time.

Designed for safety: Spark-free, protected from reverse polarity connections and short-circuit proof.

Light and compact: Easy to store and handle.

Yamaha Approved: Tested and approved by Yamaha service engineers to fit and work perfectly with the Yamaha Outboards range.

Quick connection: Combine it with YEC quick connectors - the Built-in Panel Plug, Charger Indicator and Indicator Panel 150 - for reading the charge condition of your battery and/or for easier access between your Yamaha's battery and the YEC-9 or YEC-50 charger.

Battery Charger

	Part Number
1 - YEC-9: 6-step charger that can charge the battery of your Yamaha outboard.	YME-YEC09-EU-20
2 - YEC-50: 8-step charger that can charge the battery of your Yamaha outboard.	YME-YEC50-EU-20
3 - Flushmount charge indicator	YME-YECIP-15-10
4 - Charge indicator cable	YME-YECPL-05-10



BATTERY CHARGER CTEK CS ONE

Charger for all types of batteries. New durable design to make it easy to handle, with unique mounting system on the back for quick connection to CS accessories. It can be left safely connected for long periods during maintenance charging.

Recond option to restore and recondition lead-acid batteries. 12V supply to support the battery during service work and retain contact power to the vehicle during battery replacement / removal. Wake up option to revive seemingly dead lithium and lead-acid batteries. Advanced settings to monitor charger voltage & amperage



GENUINE YAMAHA PROPELLERS

SDS PROPELLERS

Yamaha's patented Shift Dampener System (SDS) propellers have been designed to provide 'clunk free' shifting.

The system utilises a specially designed splined rubber hub and spacer to absorb the force transferred to the gear box and propeller when the engine is shifted into forward or reverse. This results in quieter and smoother shifting.

Available for T60 - XT425 outboard models.



Splined Rubber Hub
Helps cushion and quieten shifting forces.

Splined Aft Washer
Specially designed for proper SDS operation.



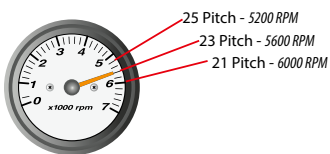
Propellers and Propeller Accessories



Propeller Information

THE PROPELLER MAKES ALL THE DIFFERENCE.

If you haven't tried one of Yamaha's comprehensive range of propeller solutions, you're not getting the most out of your outboard. In fact, the right Yamaha propeller can maximize your outboard's acceleration, top speed, fuel economy and lifespan, all while providing a quieter ride and better handling. No matter what your application, there's a genuine Yamaha propeller that can help you achieve peak performance.

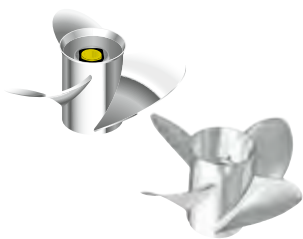



PITCH

Pitch is the 'theoretical' distance (in inches) a propeller would travel in one full revolution, if it were travelling through solid matter. A prop with low pitch will deliver better acceleration/hole shot and pushing power but a lower top speed, while a higher pitch prop will provide less thrust, but with a higher top speed. The correct propeller will allow your engine to reach the upper portion of the W-O-T range specified by the manufacturer with a normal-to-heavy load, but without exceeding it. Each inch of pitch is equal to approximately 150 +/- 50 RPM.

DIAMETER

Diameter means the total width of the "circle" at the blade tips as the propeller spins. Larger diameter props push more water and reach deeper down into the water, so they're typically used on large, heavy boats or ones with higher-placed engine mountings. A smaller diameter prop is usually used on lighter boats, where the prop operates closer to the surface of the water - or when you need a higher engine RPM.

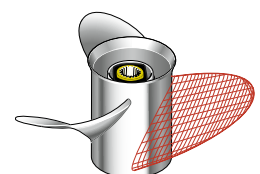


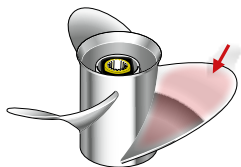
NUMBER OF BLADES

Three-bladed propellers are the most common, offering good overall performance, top speed, and efficiency for most applications. While a four-bladed prop will provide increased bow and stern-lift and reduce prop ventilation, this normally means more drag on the engine, resulting in lower top speeds and different handling characteristics.

BLADE GEOMETRY

Blade geometry refers to the actual shape of the blade (or ear). By manipulating the blade's shape, diameter and pitch progression, different performance characteristics can be created for each different type and style of propeller.



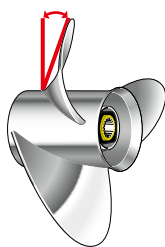
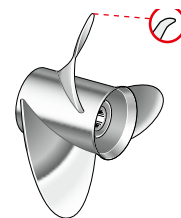


BLADE SURFACE AREA

Blade surface area refers to the total surface of the blades. The greater the blade surface area, the more water the prop pushes, for better hole shot and increased planing efficiency. However, too much blade area can create significantly more drag, potentially restricting engine RPM and causing negative boat-handling issues.

CUP

Cup is the small curved lip on the blade tip and/or trailing edge. Used in proper amounts, cup helps reduce ventilation and propeller slippage, allowing for higher engine mounting and greater bow lift. However, too much cup may cause excessive steering torque and bow lift - and limit the engine's ability to develop and maintain proper RPM at a certain pitch.

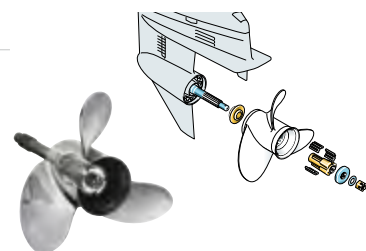


RAKE

Rake is the angle of the blade in relation to the propeller's barrel, or centre, and is expressed in degrees. A high rake propeller is best suited to applications where the engine is mounted high, to help reduce ventilation and increase bow lift. However, too much rake can strain the engine, decrease hole shot and produce negative performance and handling results. A propeller with a low rake angle will cause less strain on the engine, resulting in potentially better hole shot and higher operating rpm at W-O-T.

SDS - SHIFT DAMPENER SYSTEM

Reducing the annoying shift shock and noise normally associated with moving between gears, Yamaha's unique Shift Dampening System (SDS) uses a splined aft washer and a splined rubber hub to absorb noise and vibration. This carefully engineered solution brings smoother, quieter gear shifts.



Propeller Series

ALUMINUM/PLASTIC SERIES

Offering Yamaha design, quality and performance in a low-cost, lightweight propeller. This is a good all-around choice for your Yamaha outboard. Available in a wide variety of sizes and pitches for Yamaha outboards between 2 and 225 horse power, in right-hand and select left-hand rotation.



DUAL THRUST SERIES

Specially designed for sailboats and other large-displacement craft, Yamaha's patented Dual Thrust propellers are built to handle the job of pushing heavy loads through water. The hub is carefully designed to redirect exhaust flow away from the blades, so Dual Thrust models cut through "clean water" for higher efficiency and better acceleration. It is recommended that you contact an authorised Yamaha Dealer for advice on installation.



TALON GP SERIES (WITH SDS)

Designed for outboards from F70 to F130. Our Talon – SDS propeller with our exclusive Shift Dampener System (SDS™) brings a better top speed while offering a comfortable ride. The smooth shifting and quiet, in-gear operation, even at trolling speeds, will be particularly beneficial on smaller, in-line outboards.





TALON SERIES (WITH SDS)

Specially engineered to reduce ventilation and enhance bow lift, Yamaha's TALON aluminum 3-bladed propellers offer excellent holding power in turns, with enhanced "grip" for improved control. In addition, they feature better overall performance and greater cruising efficiency in a planed trim position than conventional 3-bladed aluminum propellers. TALON props are especially effective on mid-sized deep- and mod-V aluminum boats, particularly in applications with the potential for aerated water beneath the boat. The Yamaha SDS mechanism is integrated to reduce shifting vibration and noise. Can be used with standard spacer.



K SERIES TALON STAINLESS STEEL (WITH SDS)

K-Series Talon Stainless Steel SDS propellers combine quiet, clunk-free shifting and smooth in-gear operation (even at low speeds) with a high-performance, good looking stainless steel propeller – a first for mid-range horsepower outboards. Now, medium-sized Aluminium, FRP and RIB boats using Yamaha's F70 up through to the all-new F130A can enjoy the unbeatable combination of smooth and quiet operation with great all-around performance. Just as the Talon Aluminium series, this SDS hub system requires no special hardware to operate.



BLACK STAINLESS STEEL SERIES

An excellent general-purpose choice, these props are made from stainless steel, with a cost-effective black paint coating, allowing for a blade that is thinner, more efficient and more durable than an aluminum propeller. Available in a wide variety of sizes and pitches for Yamaha outboards between 25 and 300 horse power, in right-hand and select left-hand rotation.



RELIANCE SERIES (WITH SDS)

Reliance is CAD-designed to increase performance. Designed primarily for use with Yamaha's F150 and F200 in-line 4 outboards, it also provides excellent all-around performance. Faster at all RPM ranges and having better anti-ventilation characteristics (grip) in most applications than Yamaha's proven Black Stainless Steel props, Reliance Series props are highly-polished stainless steel, featuring impressive cast-in naming on the barrel and excellent corrosion resistance. Now available with Yamaha's exclusive Shift Dampener System (SDS).



SALTWATER SERIES II (WITH SDS)

A powerful choice for today's larger offshore boats, Saltwater Series II propellers are a highly-polished, larger diameter design. Aggressive rake and extra cupping on the blades provide superior midrange fuel efficiency, along with excellent anti-ventilation characteristics. For offshore fishermen, that translates to longer cruising range and better handling in rough seas. Also available with the Yamaha Shift Dampener System (SDS).



SALTWATER SERIES HS4 (WITH SDS)

A polished stainless steel propeller with 4 blades, for certain V6 4-stroke engines. Compared with the conventional 3-bladed propeller, the 4-blade configuration has a larger blade surface area, which can catch much more water and obtain higher thrust performance. As a result, this propeller will obtain better acceleration and be more stable in operation under rough water. However, top speed performance is generally slightly less than a 3-blade design. L/H rotation propellers are available.

SALTWATER SERIES XL

A premium prop designed exclusively for the V8 5.3L 4-stroke Yamaha outboards. Designed to harness the awesome power of these engines and convert it into massive amounts of thrust, Saltwater XL propellers have more diameter and 21% more blade area than even our largest Saltwater Series II propellers. This helps the F350 generate up to 45% more thrust than other 250hp-class outboards, and provides large offshore boats with plenty of power to plane quickly, as well as great acceleration and top-end speed. Available with the SDS Shift Dampening System. (Note: deduct two inches of pitch for same or similar performance when converting non-SDS XL propellers to SDS-equipped Saltwater Series XL propellers.)



SALTWATER SERIES XL4 AND XL4-HP (WITH SDS)

Designed exclusively for Yamaha's V8 5.3L F350 outboard, this 4 bladed prop offers incredible thrust and quick-on-the-plane capability, yet with quiet and smooth operation thanks to Yamaha's unique SDS Shift Dampener System. Two XL4 prop types are available: XL4 (15" and 17") designed for very large, heavy offshore boats - and the XL4-HP (22" and 24") designed for lighter, high-performance multi-engined offshore boats.



XTO (SDS) PROPELLERS

With diameters from 16 to 17 1/8 inches and increased blade surface, XTO OS™ propellers are engineered to complement the torque potential of our V8 XTO Offshore™ outboard on 50-foot-plus boats. Features our patented, Shift Dampener System (SDS) for a smoother ride.



Selection guide by model

ALUMINUM SERIES

Outboard Model	Part Number	Diameter	Pitch	Blade	Hub	Rotation	Remark
2A/2B/2C	6A1-45943-00-00	7 1/4	4	3	A	RH	
	646-45944-01-00	7 1/4	4 1/2	3	A	RH	
	6F8-45942-01-00	7 1/4	5	3	A	RH	
	646-45942-01-00	7 1/4	5 1/2	3	A	RH	
F2,5A 3A	6L5-45949-00-00	7 1/4	5	3	BS	RH	
	6L5-45952-00-00	7 1/2	5 1/2	3	BS	RH	
	6L5-45943-00-00	7 1/4	6	3	BS	RH	
	6L5-45945-00-00	7 1/4	7 1/4	3	BS	RH	
4A / 5C (--1991)	644-45941-01-00	7 1/4	5	3	B	RH	
	654-45941-01-00	7 1/4	6 1/2	3	B	RH	
	6E0-45943-09-00	7 1/2	7	3	B	RH	
	6E0-45941-09-00	7 1/2	8	3	B	RH	
F4A / F4B / F5A / F6C 4A / 5C (1992--)	6E0-45947-00-00	7 1/4	8 1/4	3	B	RH	
	6E0-45949-00-00	7 1/4	6 1/2	3	BA	RH	
	6E0-45943-01-00	7 1/2	7	3	BA	RH	
	6E0-45941-01-00	7 1/2	8	3	BA	RH	Spline engagement
6A / 6B / 8A / 8B / E8D	6E0-45952-00-00	7 1/4	8 1/4	3	BA	RH	
	6E0-45954-00-00	7 1/2	9	3	BA	RH	
	655-45949-00-00	7 1/4	5	3	C	RH	
	655-45947-01-00	9	5 3/4	3	C	RH	
	655-45945-00-00	9	6 1/2	3	C	RH	
	647-45943-00-00	9	7	3	C	RH	
F6A / F8C / F9,9F / F9,9J 6C / 8C	655-45943-00-00	9	7 1/2	3	C	RH	
	647-45947-00-00	9	9	3	C	RH	
	647-45941-00-00	9 1/4	9 1/4	3	C	RH	
	6G1-45947-00-00	8 1/2	6 1/2	3	N	RH	
	6G1-45943-00-00	8 1/2	7 1/2	3	N	RH	
	6G1-45952-00-00	8 1/2	8	3	N	RH	
F8B / F9,9B / F9,9C / F15A / F15C 9,9D / 15D / 9,9F / 15F	6G1-45941-00-00	8 1/2	8 1/2	3	N	RH	
	6G1-45954-00-00	8 1/2	9 1/4	3	N	RH	
	683-45949-00-00	9 1/2	6 1/2	3	J	RH	
	63V-45947-00-00	9 1/4	8	3	J	RH	
F8B / F9,9B / F9,9C / F15A / F15C / F20B / 9,9D / 15D / 9,9F / 15F	683-45943-00-00	9 1/4	10 1/2	3	J	RH	
	683-45941-00-00	9 1/4	12	3	J	RH	
	63V-45945-10-00	9 1/4	9	3	J1	RH	
	63V-45952-10-00	9 1/4	10	3	J1	RH	
F25A / F25D / F25G 20C / 20D / 25B / 25D / 25N / 25V / 30A / 30D / 30G	63V-45943-10-00	9 1/4	11	3	J1	RH	
	63V-45941-10-00	9 1/4	12	3	J1	RH	
	664-45943-01-00	9 7/8	8	3	F	RH	
	664-45941-01-00	9 7/8	9	3	F	RH	
	62C-45941-00-00	9 7/8	10	3	F	RH	
	664-45945-00-00	9 7/8	10 1/2	3	F	RH	
	664-45947-01-00	9 7/8	11 1/4	3	F	RH	
	664-45954-01-00	9 7/8	12	3	F	RH	
F30A / F30B / F40A / F40B / F40F / F50A / F50F / F50H / F60A / F60C / F60F 40H / 40V / 40Q / 40X / 50D / 50G / 50H / PRO 50 / 55B	664-45949-02-00	9 7/8	13	3	F	RH	
	664-45952-00-00	9 7/8	14	3	F	RH	
	63D-45941-00-00	12 1/4	8	3	G	RH	
	663-45956-01-00	12 1/4	9	3	G	RH	
	663-45954-01-00	11 3/4	10	3	G	RH	G-series all-rounder
	663-45958-01-00	11 1/4	14	3	G	RH	
	663-45949-01-00	10 3/4	16	3	G	RH	
	69W-45947-00-00	11 5/8	11	3	G	RH	
	69W-45952-00-00	11 3/8	12	3	G	RH	G-series commercial & durable propeller
	69W-45945-00-00	11 1/8	13	3	G	RH	
69W-45958-00-00	69W-45958-00-00	11 1/4	14	3	G	RH	
	69W-45943-00-00	11	15	3	G	RH	
	6H5-45952-00-00	10 5/8	12	3	G	RH	
	6H5-45945-00-00	10 3/8	13	3	G	RH	G-series for light boat
6H5-45958-00-00	6H5-45958-00-00	10 1/4	14	3	G	RH	
	6H5-45943-00-00	10	15	3	G	RH	

ALUMINUM SERIES

	6E5-45954-00-00	14	11	3	K	RH	
	6E5-45949-00-00	13 5/8	13	3	K	RH	
F70A / F80A / F80B / F100A / F100D / F100F / F115A / F115B	6E5-45958-00-00	13 5/8	14	3	K	RH	
	6E5-45947-00-00	13 1/2	15	3	K	RH	
60F / 70B / 75A / 75C / PRO75 / 80A / 85A / 90A / 100A / PRO V 100 / 115A / 115B / 115C / 130A / 130B / 140A / 140B / 140C	6E5-45945-01-00	13 1/4	17	3	K	RH	
	6E5-45941-00-00	13	19	3	K	RH	
	6E5-45943-00-00	12 5/8	21	3	K	RH	
	6E5-45952-00-00	13	23	3	K	RH	
	6E5-45956-00-00	13	25	3	K	RH	
F150A / F150D / F175A / F200A / F200C / F200F / F200G	6G5-45941-00-00	15 1/4	15	3	M	RH	
	6G5-45952-00-00	14 5/8	16	3	M	RH	
150A / 150C / 150F / Z150P / 175A / 175B / 175D / Z175G / 200A / 200B / 200F / Z200N	6G5-45947-01-00	14 1/2	17	3	M	RH	
	6G5-45945-01-00	14	19	3	M	RH	
	6G5-45943-01-00	13 3/4	21	3	M	RH	
	6G5-45949-00-00	13 1/2	23	3	M	RH	
FL150A / FL150D / FL200C / FL200F / FL200G / L150A / L150C / L150F / LZ150P / L200A / L200B / L200F / LZ200N	6K1-45947-00-00	14 1/2	17	3	ML	LH	
	6K1-45945-00-00	14	19	3	ML	LH	

DUAL THRUST SERIES (ALUMINUM)

Outboard Model	Part Number	Diameter	Pitch	Blade	Hub	Rotation	Remark
6C / 8C	6G1-W4592-00-00	9	5	3	N	RH	
F6A / F8C / F9,9F / F9,9J	6G1-W4591-01-00	9	7	3	N	RH	
F8B / F9,9B / F9,9C / F15A / F15C / F20B	683-W4592-02-00	9 3/4	6 1/2	3	J	RH	
9,9D / 15D / 9,9F / 15F	683-W4591-02-00	9 3/4	8	3	J	RH	
FT8D / FT9,9A / FT9,9D / FT9,9G / FT9,9L	69G-45941-00-00	11 3/4	5 3/4	3	R	RH	
	69G-45943-00-00	11 3/4	7	3	R	RH	
	6G8-45947-00-00	11 3/4	9 1/4	3	R	RH	
F25A/G	6J8-W4591-00-00	10 5/8	8 1/4	3	F	RH	
FT25B / FT25F	68U-45941-00-00	12 1/4	9	3	G	RH	
FT50B / FT50C / FT50G / FT50J / FT60B / FT60D / FT60G	68S-45941-00-00	14	11	3	K	RH	

TALON GP SERIES - SDS (ALUMINUM)

Outboard Model	Part Number	Diameter	Pitch	Blade	Hub	Rotation	Remark
	6FP-45941-00-00	13 5/8	14	3	K	RH	
	6FP-45943-00-00	13 1/2	15	3	K	RH	
F70A / F80A / F80B / F100A / F100D / F100F / F115A / F115B / F130A	6FP-45945-00-00	13 1/4	16	3	K	RH	
	6FP-45947-00-00	13 1/8	17	3	K	RH	
	6FP-45949-00-00	13	18	3	K	RH	

TALON SERIES (ALUMINUM)

Outboard Model	Part Number	Diameter	Pitch	Blade	Hub	Rotation	Remark
60F / 70B / 75A / 75C / PRO75 / 80A / 85A / 90A / 100A / PRO V 100 / 115A / 115B / 115C / 130A / 130B / 140A / 140B / 140C	6EK-45941-00-00	13 1/2	9	3	K	RH	
	6EK-45943-00-00	13 1/2	10 1/2	3	K	RH	
	6EK-45945-00-00	13 1/2	12	3	K	RH	
F70A / F80A / F80B / F100A / F100D / F100F / F115A / F115B	6EK-45947-00-00	13 1/2	14	3	K	RH	
	6EK-45949-00-00	13 1/2	16	3	K	RH	

Propellers

BLACK STAINLESS STEEL SERIES

Outboard Model	Part Number	Diameter	Pitch	Blade	Hub	Rotation	Remark
	663-45972-60-00	12	11	3	G	RH	
F30A / F30B / F40A / F40B / F40F / F50A / F50F / F50H / F60A / F60C / F60F	663-45970-60-00	11 3/4	12	3	G	RH	
	663-45974-02-00	10 5/8	13	3	G	RH	
	663-45974-60-00	11 1/2	13	3	G	RH	
40H / 40V / 40Q / 40X / 50D / 50H / 50G / PRO50 / 55B	663-45930-00-00	10 1/4	14	3	G	RH	
	663-45976-00-00	10 1/4	15	3	G	RH	
	663-45978-00-00	10 1/4	16	3	G	RH	
F70A / F80A / F80B / F100A / F100D / F100F / F115A / F115B	688-45932-60-00	13 1/2	14	3	K	RH	
	688-45978-60-00	13 1/2	16	3	K	RH	
60F / 70B / 75A / 75C / PRO75 / 80A / 85A / 90A / 100A / PROV100 / 115A / 115B / 115C / 130A / 130B / 140A / 140B / 140C	688-45930-02-00	13	17	3	K	RH	
	688-45970-03-00	13	19	3	K	RH	
	688-45972-02-00	13	21	3	K	RH	
	688-45974-02-00	13	23	3	K	RH	
	688-45976-01-00	13	25	3	K	RH	
FL115A / FL115B	6L6-45930-01-00	13	17	3	KL	LH	
L130A / L130B / L140B / L140C	6L6-45970-00-00	13	19	3	KL	LH	
	6L6-45972-00-00	13	21	3	KL	LH	
F150A / F150D / F200A / F200C / F225A / F225B / F250A / F250B	6G5-45932-00-00	15 3/4	13	3	M	RH	
	6G5-45970-02-00	15 1/4	15	3	M	RH	
150A / 150C / 150F / Z150P / 175A / 175B / 175D / Z175G / 200A / 200B / 200F / Z200N / 220A / 225A / 225B / 225D / 250A / 250B / 250G / Z250D	6G5-45978-03-00	13 3/4	17	3	M	RH	
	6G5-45974-03-00	13 3/4	19	3	M	RH	
	6G5-45972-02-00	13 3/4	21	3	M	RH	
	6G5-45976-01-00	13 3/8	23	3	M	RH	
	6G5-45930-00-00	13 3/8	25	3	M	RH	
FL150A / FL150D / FL200A / FL200C / FL225A / FL225B / FL250A / FL250B	6K1-45970-01-00	15 1/4	15	3	ML	LH	
L150A / L150C / L150F / LZ150P / L200A / L200B / L200F / LZ200N / L250A / L250B / L250G / LZ250D	6K1-45978-02-00	13 3/4	17	3	ML	LH	
	6K1-45974-02-00	13 3/4	19	3	ML	LH	
	6K1-45972-01-00	13 3/4	21	3	ML	LH	
	6K1-45976-00-00	13 3/8	23	3	ML	LH	

K SERIES TALON STAINLESS STEEL (WITH SDS)

Outboard Model	Part Number	Diameter	Pitch	Blade	Hub	Rotation	Remark
	6N7-45970-00-00	13 1/8	14	3	K	RH	
	6N7-45972-00-00	13 1/8	16	3	K	RH	
F70A / F80B / F100D / F100F / F115A / F115B / F130A	6N7-45974-00-00	13 1/8	18	3	K	RH	
	6N7-45976-00-00	13 1/8	19	3	K	RH	
	6N7-45978-00-00	13 1/8	20	3	K	RH	
	6N7-45930-00-00	13 1/8	22	3	K	RH	
	6N7-45932-00-00	13 1/8	24	3	K	RH	
FL115A/B	6N4-45970-00-00	13 1/8	14	3	K	LH	
	6N4-45972-00-00	13 1/8	16	3	K	LH	
	6N4-45974-00-00	13 1/8	18	3	K	LH	
	6N4-45978-00-00	13 1/8	20	3	K	LH	

RELIANCE SERIES - SDS - GENERATION 2

Outboard Model	Part Number	Diameter	Pitch	Blade	Hub	Rotation	Remark
	68F-45932-20-00	14 1/2	13	3	M	RH	
F150A / F150D / F175A / F200A / F200C / F200F / F200G / F225A / F225B / F225C / F225F / F250A / F250B / F250D / F300B	68F-45930-20-00	14 1/2	14	3	M	RH	
	68F-45970-20-00	14 1/2	15	3	M	RH	
	68F-45972-20-00	14 1/4	17	3	M	RH	
	68F-45978-20-00	14 1/4	18	3	M	RH	
	68F-45974-20-00	13 3/4	19	3	M	RH	
	68F-45976-20-00	13 3/4	21	3	M	RH	
	68G-45930-20-00	14 1/2	14	3	ML	LH	
FL150A / FL150D / FL200A / FL200C / FL200F / FL200G / FL225A / FL225B / FL225F / FL250A / FL250B / FL250D / FL300B	68G-45970-20-00	14 1/2	15	3	ML	LH	
	68G-45972-20-00	14 1/4	17	3	ML	LH	
	68G-45978-20-00	14 1/4	18	3	ML	LH	
	68G-45974-20-00	13 3/4	19	3	ML	LH	
	68G-45976-20-00	13 3/4	21	3	ML	LH	

SDS spacer (688-45997-01-00) required for 68F/68G SDS propellers.

SALTWATER SERIES II SDS - GENERATION 2

Outboard Model	Part Number	Diameter	Pitch	Blade	Hub	Rotation	Remark	
F200A / F200C / F225A / F225B / F225C / F225F / F250A / F250B / F250D / F300B	6CE-45930-20-00	15 3/4	13	3	T	RH		
	6CE-45976-20-00	15 3/4	15	3	T	RH		
	6CE-45938-20-00	15 1/2	16	3	T	RH		
	6CE-45978-20-00	15 1/2	17	3	T	RH		
	6CE-45934-20-00	15 1/4	18	3	T	RH		
	6CE-45970-20-00	15 1/4	19	3	T	RH		
	6CE-45932-20-00	15	20	3	T	RH		
	6CE-45972-20-00	15	21	3	T	RH		
	6CE-45936-20-00	14 3/4	22	3	T	RH	SDS spacer (688-45997-01-00) required for 6CE/6CF SDS GEN 2 propellers.	
	6CE-45974-20-00	14 3/4	23	3	T	RH		
	FL200A / FL200C / FL225A / FL225B / FL225F / FL250A / FL250B / FL250D / FL300B	6CF-45930-20-00	15 3/4	13	3	TL	LH	
		6CF-45976-20-00	15 3/4	15	3	TL	LH	
6CF-45978-20-00		15 1/2	17	3	TL	LH		
6CF-45934-20-00		15 1/4	18	3	TL	LH		
6CF-45970-20-00		15 1/4	19	3	TL	LH		
6CF-45932-20-00		15	20	3	TL	LH		
6CF-45972-20-00		15	21	3	TL	LH		
6CF-45936-20-00		14 3/4	22	3	TL	LH		
6CF-45974-20-00	14 3/4	23	3	TL	LH			

SALT WATER SERIES HS4 SDS - GENERATION 2

Outboard Model	Part Number	Diameter	Pitch	Blade	Hub	Rotation	Remark
F200A / F200C / F225A / F225B / F225C / F225F / F250A / F250B / F250D / F300B	6CE-45B70-20-00	15	21	4	T	RH	
	6CE-45B72-20-00	15	22	4	T	RH	SDS spacer (688-45997-01-00) required for 6CE/6CF SDS GEN 2 propellers.
	6CE-45B74-20-00	15	23	4	T	RH	
FL200A / FL200C / FL225A / FL225B / FL225F / FL250A / FL250B / FL250D / FL300B	6CF-45B70-20-00	15	21	4	TL	LH	
	6CF-45B72-20-00	15	22	4	TL	LH	
	6CF-45B74-20-00	15	23	4	TL	LH	

SALTWATER SERIES XL - SDS GENERATION 2

Outboard Model	Part Number	Diameter	Pitch	Blade	Hub	Rotation	Remark
F350A (2011--), F300D	6AW-45970-20-00	16 1/4	15	3	X	RH	
	6AW-45972-20-00	16 1/4	17	3	X	RH	
	6AW-45974-20-00	15 1/2	19	3	X	RH	
	6AW-45976-20-00	15 1/4	21	3	X	RH	
	6AW-45978-20-00	15 1/4	23	3	X	RH	F350A (until to 2015 MY) need Spacer 6AW-45997-00-00
	6AX-45970-20-00	16 1/4	15	3	XL	LH	
FL350A (2011--), FL300D	6AX-45972-20-00	16 1/4	17	3	XL	LH	
	6AX-45974-20-00	15 1/2	19	3	XL	LH	
	6AX-45976-20-00	15 1/4	21	3	XL	LH	
	6AX-45978-20-00	15 1/4	23	3	XL	LH	

SALTWATER SERIES XL4 & XL4-HP - SDS GENERATION 2

Outboard Model	Part Number	Diameter	Pitch	Blade	Hub	Rotation	Remark
F350A, F300D	6AW-45B70-20-00	16 1/8	15	4	X	RH	
	6AW-45B72-20-00	16 1/8	17	4	X	RH	
	6AW-45B76-20-00	15 3/8	22	4	X	RH	F350A (until to 2015 MY) Need Spacer 6AW-45997-00-00
	6AW-45B74-20-00	15 3/8	24	4	X	RH	
FL350A, FL300D	6AX-45B70-20-00	16 1/8	15	4	XL	LH	
	6AX-45B72-20-00	16 1/8	17	4	XL	LH	
	6AX-45B76-20-00	15 3/8	22	4	XL	LH	
	6AX-45B74-20-00	15 3/8	24	4	XL	LH	

Propellers

XTO PROPELLERS

Outboard Model	Part Number	Diameter	Pitch	Blade	Hub	Rotation	Remark
XF375/XF425	6GR-45970-10-00	17 1/8	15	3	Y	RH	
	6GR-45D70-10-00	16 7/8	16	3	Y	RH	
	6GR-45972-20-00	16 7/8	17	3	Y	RH	
	6GR-45938-20-00	16 5/8	18	3	Y	RH	
	6GR-45974-20-00	16 5/8	19	3	Y	RH	
	6GR-45936-20-00	16 3/8	20	3	Y	RH	
	6GR-45976-20-00	16 3/8	21	3	Y	RH	
	6GR-45934-20-00	16 1/8	22	3	Y	RH	
	6GR-45978-20-00	16 1/8	23	3	Y	RH	
	6GR-45932-20-00	16	24	3	Y	RH	
	6GR-45930-10-00	16	25	3	Y	RH	
	6GR-45D72-10-00	16	26	3	Y	RH	
	6GR-45D74-00-00	16	27	3	Y	LH	
	XF375/XF425	6GS-45970-10-00	17 1/8	15	3	YL	LH
6GS-45D70-10-00		16 7/8	16	3	YL	LH	
6GS-45972-20-00		16 7/8	17	3	YL	LH	
6GS-45938-10-00		16 5/8	18	3	YL	LH	
6GS-45974-20-00		16 5/8	19	3	YL	LH	
6GS-45936-20-00		16 3/8	20	3	YL	LH	
6GS-45976-20-00		16 3/8	21	3	YL	LH	
6GS-45934-20-00		16 1/8	22	3	YL	LH	
6GS-45978-20-00		16 1/8	23	3	YL	LH	
6GS-45932-10-00		16	24	3	YL	LH	
6GS-45930-10-00		16	25	3	YL	LH	
6GS-45D72-10-00		16	26	3	YL	LH	
6GS-45D74-00-00		16	27	3	YL	LH	

E-DRIVE PROPELLER

E-Drive Model	Part Number	Diameter	Pitch	Blade	Hub	Rotation	Remark
M15	XEA-45941-00-00	---	---	plastic	---	RH	
M12 / M18 ---2009	MKY-00137-81-21	---	---	plastic	---	RH	
M12 / M18 2010---	MKY-00206-11-22	---	---	plastic	---	RH	
M20 / M26 ---2009	MKY-00137-81-22	---	---	plastic	---	RH	
M20 2010---	MKY-00209-11-60	---	---	plastic	---	RH	
M26 2010---	MKY-00137-81-70	---	---	plastic	---	RH	
M32	MKY-00137-81-29	---	---	plastic	---	RH	



PROPELLER SPARE PARTS

Type	Outboard Model	Propeller Mark	Front Spacer	Rear Spacer	Washer	Nut	Cotter pin
Regular Model	F2,5A / F2,5B	BS	6EE-G5987-00-00				
	F4B / F5A / F6C	BA	6EE-G5978-00-00				
	F8C / F8F	N	6N0-G5978-10-00	N/A (Not Required)			
	F9.9J	N	6G1-45987-02-00		902-0110M-01-00	901-7110M-01-00	914-90300-20-00
	F15C/F20B	J	6E7-45987-01-00				
	F25D / F20G / F25G	F	6L2-45987-01-00	689-45997-00-00	929-90142-00-00	901-71140-13-00	914-90300-30-00
	F30B / F40F	G			903-8922M-01-00		
	F50H / F60F	G	663-45987-02	66T-45997-00-00	90389-22M01	901-71160-11-00	914-90300-30-00
	F70A	K			903-8925M-00-00		
	F80B / F100D	K			90389-25M00		
	F(L)115A / F(L)115B / F130A	K, KL					
	F(L)150A / F(L)150D	M, ML	63P-45987-00-00				
	F175A / F175C / F(L)200F	M/T, ML/TL			688-45997-01-00	929-90182-00-00	
	F(L)225F/F(L)250D/F(L)300B (4,2L V6)	T, TL	69J-45987-00-00				914-90400-30-00
				6AW-45997-00-00 (STD)			
F(L)350A (V8), F(L)300D	X, XL	6AW-45987-00-00		6AW-45997-10-00 (SDS)	90201-19M01-00		
XTO	Y	6GR-45987-00-00	6GR-45997-00-00	90201-19M01-00	90171-18M04-00	91490-40030-00	
Dual Thrust Model	FT8D/FT8G	R					
	FT9.9L	R	6G8-45987-02-00	6G8-45997-00-00	902-0110M-02-00	901-7110M-07-00	
	FT25F	G	663-45987-02	68U-45997-00-00	929-90162-00-00		914-90300-30-00
	FT50J, FT60G	K	688-45987-01-00	67F-45997-00-00	903-8925M-00-00	901-71160-11-00	

Propeller Accessories



SDS REAR SPACERS

Required for installing an SDS propeller on engines with non-SDS propellers installed - or when the engine in the crate is equipped with a non-SDS spacer.

Part Number	Description	QTY
6AW-45997-10-00	For Saltwater XL/XL4 (SDS GEN 1)	1
6AW-45997-00-00	For Saltwater XL/XL4 (SDS GEN 2 and non-SDS)	1
6CE-45997-00-00	For F150D/F175A/ F225F/F250D/F300B V6 4.2L, F200F/G SDS GEN 1 SPACER	1
688-45997-01-00	For F150D/F175A/F200F-G/F225F/F250D/F300B V6 4.2L, (SDS GEN 2 SPACER and NON-SDS)	1
6GR-45997-00-00	For XTO (425/375)	1



SDS HUBS

If the damper hub eventually wears on a SDS prop, a replacement hub is available to restore its original shift-dampening efficiency and performance.

Part Number	Description	QTY
6AW-45C80-00-00	For F350A V8 SDS propeller (Gen1 from --2014)	1
6AW-45C81-10-00	For F350A V8 SDS propeller (Gen2 from 2015 --)	1
6CE-45C81-00-00	For F150D/F175A/F225F/F250D/F300B V6 4.2L, F200F/G, SDS propeller	1
6EK-45C82-09-00	For TALON aluminium and Stainless Steel propeller	1
6GR-45C81-10-00	For XTO (375/425)	1



OB - PROPELLER STORAGE BAG

Made of Hi-Vis orange Ripstop nylon, this bag is designed for trailering and long term storage. As more and more countries are mandating the coverage of the propeller, during the transportation of a boat, this high quality bag is a necessity for any boating enthusiast. The padding, the adjustability and the ease of installation, also make it an obvious choice.

Part Number	Description
PRP-CVR35-0R-NG	OB - PROPELLER STORAGE BAG



PROP WRENCH

Specially made to fit the prop nut on a Yamaha outboard (F80 and up), it also has a helpful 9/16" square opening on the reverse side, designed for opening garboard drain plugs.

MAR-PRPWR-NC-H1

ANODES

The materials and build quality of a Yamaha engine means it's already highly resistant to corrosion. The addition of a self-sacrificing anode will improve this even further. As a first line of defence, an anode is meant to corrode instead of your engine. It can easily be replaced by another, thereby protecting the engine. However, high-quality Yamaha anodes are more durable than most of their competitors and will need to be changed less often, thereby maximising the protection of your engine.

CYLINDER ANODES

OUTBOARD MODEL	PART NUMBER
F2.5A / 2B / 3A / F4A / 4A/5C ('90-) / F4B / F5A / F6C	6L5-45251-03-00
4A/5C ('89) / F8A/B/F9.9A/B ('88)	677-45251-00-00
4A/5C/F8A/B/F9.9A/B ('89) / 9.9D/15D ('88/'89)	6E0-45251-12-00
4A/5C (--'88)	6E0-45251-00-00
6C/D/8C ('90-)	6N0-G5251-00-00
6C/D/8C (--'89)	6N0-WG525-00-00
6C/D/8C (--'89)	6E0-45251-12-00
F6A/B/F8C / F9.9F / F9.9J	68T-45251-00-00
F8A/B/9.9D/F9.9B/15D / F9.9A (--'94)	6E8-45251-02-00
F9.9A/FT9.9A ('94-)	6G8-45251-01-00
FT8D/9.9F/F9.9C/FT9.9D/ FT9.9G / FT9.9L /15F/ F15A/F20A / F25A/25B/V/ F25D /30G/H/40V/X/ F30A/F40A/B/C/ F50A/F/50H/FT25B/C ('00-)	61N-45251-01-00
F15C / F20B	6AH-45251-00-00
FT25F / F30B / F40F / F60A/C/FT60B / 40V/X/50H/ F40A/F50A/B (--'99) / F50H / F60F	67C-45251-00-00
F25G	6G8-11325-00-00
F50H / F60F / FT50J / FT60G	65W-45251-00-00
F(L)300A / F(L)350A / F(L)375 XTO / F(L)425 XTO	6AW-45373-00-00

TRIM TAB ANODES

F9.9C/F15A	66M-45371-00-00
40Q/50G/55B/PRO50	679-45371-00-00
20C/D/25D/N/30A/D/40H/V/X/50D/H / F40A/ F45A/F50A (--'00)	664-45371-01-00
FT25B/C/F30A/ FT25F / F25G / F30B / F40F / F40A/B/C/F50A/F/ F50H /F60A/C / F60F	67C-45371-00-00
60F/70B/75A/C/PRO75/80A/85A/90A / FT50B (--'00) FT50C/G/ FT50J /FT60B/D/ FT60G / F70A / F80A/B/F100A/D	67F-45371-00-00
100A/115A/B/C/130B/140A/B/F100B/F100F/ F115A/F115B /150A/175A/200A (--'97) 220A/ PROV100	6E5-45371-01-00
150A/175A/200A ('98-)/ 150C/F/175B/D/200B/ F/G/225A/F/225B/D / PROV200/F150A/Z150P/Q/ Z175G/H/Z200N / F200F / F(L)200G	6J9-45371-01-00
150A/175A/200A	6K1-45371-00-00
LF150A/L150C/F/L200B/F/LZ150P/LZ200N	6K1-45371-02-00
FL115A/ FL115B /L130B/L140B	6L6-45371-00-00
(L)225C/G/(L)250A/B/ F(L)200A/ F(L)200C / F(L)225A / / F(L)225B / F(L)250A / F(L)250B / F(L)225F / F(L)250D / F(L)300B	6CE-45373-00-00
Z200P/(L)Z250D/F(L)Z300A	69L-45371-00-00
F(L)375 XTO / F(L)425 XTO	6AW-45373-00-00

BRACKET ANODES

FT8D/FT9.9D/F15A/F20A / F15C / F20B / F25A / F25G (PT model) /FT25B/F30A/30D/F40B/C / 40X/V/FT50C/50H/F60A/FT60B / F70A	65W-45251-00-00
25B/Q/40H/50D/G/55B/60F/70B/75A/C/80A /85A/90A/F80A/B/F100A/D/ F100F/ F(L)115B / PRO50/75 ('90-)	6H1-45251-03-00
40H/50D/60F/70B/80A/90A ('89)	99999-03935-00
40H/50D/60F/70B/80A/90A (--'88)	688-45251-01-00
25B/FT25B/F30A/40V/F40A/B/F45A / FT50A/B/50G/H/PRO50/55B/60F/70B	663-45251-00-00
40V/F40A/F45A/50H/F50A/FT50B	63D-45251-01-00
115A/140A/150A/175A/200A/220A	6E5-45251-00-00

PROV100/150/200/Vmax	6AW-45251-00-00
(L)F150A/(L)150A/C/F/175A/B/D/F	6AW-45251-00-00
(L)200A/B/F/G/(L)225A/B/C/D/G/(L)250A/B	6AW-45251-00-00
(L)Z150P/Q/Z175G/H/(L)Z200N/P/ Z250D/F/ F(L)200A / F200B / F(L)200C	6AW-45251-00-00
F(L)225A / F(L)225B / F225C / F(L)250A	6AW-45251-00-00
F(L)250B / (L)Z300A / F(L)300A / F(L)350A	6AW-45251-00-00
F(L)225F / F(L)250D / F(L)300B	6AW-45251-00-00
F(L)150G / F(L)175C / F175A / F(L)200F / F(L)200G / F(L)375 XTO / F(L)425 XTO	6AW-45251-00-00

STERN-DRIVE DIESEL ANODES

TYPE / ENGINE MODEL	PART NUMBER
Anode for intercooler - ME370 / ME422	N51-45251-00-00
Anode for heat exchanger - ME370 / ME422	N51-11325-01-00
intermediate Anode - ME422	6U0-45251-00-00
Anode for TRP Drive (rear) - ME422	6U4-45251-00-00
Anode for TRP Drive (front) - ME422	6U4-45373-00-00
Anode for SP drive - ME422	6U3-45251-00-00

F300A/F350A (V8) ANODES

TYPE	PART NUMBER
Anode for thermostat cover	6AW-1132R-00-00
Anode for rectifier/regulator	6E5-11325-00-00
Bolt Anode	6AW-11325-00-00
Cylinder head anode	67F-11328-00-00
Anode for engine block	6AW-1132P-00-00
Anode for Exhaust cover	6AW-1132M-00-00
Anode for Exhaust	99999-03946-00
Anode for Exhaust	6AW-1132L-00-00
Anode for engine block	63P-11325-01-00
Anode intermediate plate/Exhaust Guide	6AW-1132T-00-00
Anode intermediate plate/Exhaust Guide	6AW-1132S-00-00
Anode intermediate plate/Exhaust Guide	63P-11325-11-00

IMPELLERS

This vital component of the water pump ensures a continuous supply of the correct amount of coolant to the engine. Like all our parts, a Yamaha Impeller is intended for use with a Yamaha engine, so it's advisable to specify one every time it needs replacing.

OUTBOARD/ENGINE MODEL	PART NUMBER
2A/2B/2C	646-44352-01-00
F2.5A/3A/Malta	6L5-44352-00-00
4A/5C/F4A/F4B/F5A/F6C	6E0-44352-00-00
F6A/F8C/F9.9F/F9.9J	68T-44352-00-00
6C/8C	6G1-44352-00-00
F8B/F9.9A/B/D/FT9.9A/9.9D/15D	682-44352-03-00
FT8D/F9.9C/FT9.9D/FT9.9G/FT9.9L/9.9F/15F/F15A/ F15C/F20B	63V-44352-01-00
20C/25D/30A	689-44352-02-00
20D/25N	6L2-44352-00-00
F20A/F25A/FT25B/F25G/25B/V/F25D/FT25F/F30A/ F30B/F40F/30D/G/F40B/40H/X/50D	6H4-44352-02-00
F40A/C/40V/F45A/50G/H/55B/PRO50/F50A/B/F/ F50H FT50B/C/G/FT50J/F60A/C/F60F/FT60B/D/ FT60G/60F/70B (--'03)/F70A	6H3-44352-00-00

IMPELLERS

40Q	6F5-44352-00-00
60F ('04 --)/70B ('04 --)/75A/C/PRO75/80A/85A/90A	688-44352-03-00
F80A/B/F100A/D	67F-44352-00-00
V4/V6 2T/F100F/F(L)115A/F(L)115B/F(L)150A/ F175A/F(L)200F/F(L)200G	6E5-44352-01-00
F(L)225F/F(L)250D/F(L)300B	6CE-44352-00-00
F(L)300A/F(L)350A	6AW-44352-00-00
F(L)375 XTO / F(L)425 XTO	6GR-44352-00-00
Stern-drive diesel ME370/ME372/ME422/ME432	6TA-12457-00-00

THERMOSTATS

A thermostat regulates the perfect engine operating temperature. A correctly performing thermostat prevents engine over-cooling which can cause dilution of the oil and reduction of filtration, resulting in greater engine wear.

OUTBOARD MODEL:	PART NUMBER
3A/4A/5C/6C/8C/25N (--'93)/25NWO ('01/'02)	6E5-12411-02-00
9,9F/15F/25N ('94--)/40V/100A/115C/(L)130B/ (L)150F/175D/(L)200F/200G/225D/(L)250A/(L)Z150P/ Z150Q/Z175G/(L)Z200N/Z200P/225G/(L)250B	6E5-12411-30-00
F15C/F20B	6AH-12411-00-00
9,9D/15D/20C/25D/40Q/55B	6F5-12411-03-00
30D/75C/90A	688-12411-11-00
50G/60F/70B	6H3-12411-11-00
F100B/F(L)115A/(L)Z250D/Z250F/(L)Z300A	60V-12411-00-00
F2,5A	69M-12411-01-00
F4A/F4B/F5A/F6C/F6A/F8B/F8C/FT8D/F9,9C/F9,9F/ F9,9J/FT9,9A/FT9,9D/FT9,9G/FT9,9L/F15A/F9,9B/ F25A/FT25B/F25D/FT25F/F30B/F40F/F30A/F40B/ F40A/F50A/FT50B/C/F50F/F50H/FT50G/FT50J/F60A/ FT60B/F60C/F60F/FT60D/FT60G/F70A	66M-12411-01-00
F25G	6FM-12411-00-00
F80A/F100A (99/'00')	66M-12411-01-00
F80A/F100A (01'/'--)	67F-12411-01-00
F100D	6D9-12411-00-00
F(L)115B	6EK-12411-00-00
F80B/F100B/F(L)150A/F(L)200A F(L)200C/F(L)225A/F(L)225B/ F225C/F(L)250A/F(L)250B	67F-12411-01-00
F100F	6FP-12411-00-00
F(L)225F/F(L)250D/F(L)300B	6CE-12411-00-00
F(L)200F/F(L)200G/F175A	6DA-12411-00-00
F(L)300A/F(L)350A	6AW-12411-00-00
F(L)375 XTO / F(L)425 XTO	6GR-12411-00-00

WAVERUNNER MODEL:

WAVERUNNER MODEL:	PART NUMBER
FX.../FZS/FZS	60E-12411-01-00
VX... FZR/FZS 2014-- 6D3-12411-00-00 35 a SUPERJET 2021--	6D3-12411-00-00



PRIMARY FUEL FILTERS

Fuel filters and replacement cartridges with high power filtering to block any small particles in the fuel. Remember to change this filter regularly using genuine Yamaha parts.

OUTBOARD MODEL	PART NUMBER
3A / F2,5A / F4A	6L5-24251-00-00
4A / 5C / 6C / 8C	646-24251-02-00
F4B / F5A / F6A / F6C / F8C / FT8D / F9,9J / FT9,9L F9,9C / FT9,9D / F15A / F25A / FT25B (--'04)	68T-24251-01-00
F9,9C (1001584 --) / FT9,9D (1001139 --) / F15A (1009198 --) / F25A & FT25B (1013331 --) ('04 --)	61N-24563-10-00
F25G	6D8-24563-00-00
F30A / F40B	65W-24251-10-00
FT50B (--'00)	61N-24563-10-00

PRIMARY FUEL FILTERS

FT50B ('01--)	68V-24563-00-00
F60A / FT60B (--'03)	68V-24563-00-00
F60A / FT60B ('04--)	61N-24563-10-00
F50F / FT50G / F60C / FT60D (--'06)	68V-24563-00-00
F50F / FT50G / F60C / FT60D ('07--)	6D8-WS24A-00-00
F30B / F40F / F50H / F60F / FT50J / FT60G / F70A	6D8-WS24A-00-00
F80A / F100A (--'01)	67F-24251-02-00
F80A / F100A ('02--)	61N-24563-10-00
F80B / F100D / F(L)115A (--'06)	68V-24563-00-00
F80B / F100D / F(L)115A ('07--) / F(L)115B	6D8-WS24A-00-00
F100F	6D8-24563-00-00
F(L)150A / F(L)200A / F200B / F(L)225A (--'06)	65L-24563-00-00
F(L)150A / F(L)200A / F200B / F(L)225A ('07--)	6P3-WS24A-01-00
F(L)200C / F(L)250A (--'06)	6P2-WS245-00-00
F(L)200C / F(L)250A ('07--)	6P3-WS24A-01-00
F(L)225B / F225C / F(L)225F (V6 4,2L) / F(L)250D (V6 4,2L) / F(L)300A / F(L)300B (V6 4,2L) / F(L)350A / F(L)200F / F(L)200G / F175A	6P3-WS24A-01-00
9,9F / 15F / F15C / F20B / 25N / F25D / FT25F / 30D / 40V / 50G / F50A / 60F / 75C / 90A / 100A / F100B / 115C / (L)130B / (L)150F / 175D / (L)200F / 200G / 225D	61N-24563-10-00
115B	6F5-24563-00-00
(L)250A	61A-24563-00-00
225G / 250B	65L-24563-00-00
(L)Z150P / (L)Z150Q / Z175G / (L)Z200N / Z200P (--'04)	68F-24563-00-00
(L)Z150P / (L)Z150Q / Z175G / (L)Z200N / Z200P ('05/'06)	68F-24563-10-00
(L)Z150P / (L)Z150Q / Z175G / (L)Z200N / Z200P ('07--)	6P3-WS24A-01-00
(L)Z250D / Z250F (--'03)	68F-24563-00-00
(L)Z250D / Z250F ('04/'06)	68F-24563-10-00
(L)Z250D / Z250F ('07--)	6P3-WS24A-01-00
(L)Z300A (--'06)	68F-24563-10-00
(L)Z300A ('07--)	6P3-WS24A-01-00



NGK SPARK PLUGS

These provide the ultimate performance for your engine. They're high-quality, reliable and their advanced materials and design provide superior anti-fouling characteristics, which reduce carbon build-up over a wide heat range. "V Type" plugs include a thin centre electrode tip, which is made of precious metal for added corrosion and oxidation resistance. The result: fast, sure starts and less misfiring, even in the coldest weather.

- Ribbed to eliminate flash-over and improve performance
- Highest quality ceramic insulators improve heat dissipation and electrical insulation to provide long term durability
- More Gaskets for peak performance
- Deep-seated copper core provides maximum engine efficiency at high and low speeds
- Projected insulator precision-engineered to prevent fouling and misfiring
- Nickel alloy tip prevents fouling, maximises performance and extends plug life

OUTBOARD MODEL	PART NUMBER	NGK REF.
(L)Z150P/Z150Q (VMAX)	94702-00405-00	BKR6EKU
Z175G/(L)Z200N/Z200P (VMAX)/(L)Z250D/Z250F (VMAX)/(L)Z300A	94702-00404-00	BKR7EKU
2B	94702-00249-00	BR5HS
F2,5A/F4A	94701-00248-00	BR6HS
3A/F6A/F8C/FT8D/F9,9F/F9,9J/FT9,9G/FT9,9L	94702-00274-00	BR6HS10
4A/5C/20C/25D/40X	94701-00110-00	BR7HS
6C/8C/9,9D/9,9F/15D/15F/20D/25N/25V/25B/30D/40H/40V	94702-00271-00	BR7HS10
40Q	94701-00195-00	BR8HS
30G/50D/50G/50H/55B/60F/70B/75A/75C/80A/85A/90A/100A/115A/ 115B/115C/140A/150A/150C/150F/175A/175B/175D/200A/200B/200 F/200G/225D/(L)250A/(L)250G	94702-00247-00	BR8HS10
130B/140B/200C/225B/250B/225G (VMAX)	94701-00309-00	BR9HS10
F8B	94701-00300-00	CR5HS
F9,9A/F9,9B	94701-00282-00	CR6HS
F60A/FT60B	94701-00406-00	DPR5EA9
F9,9C/FT9,9D/F15A/F25A/FT25B/F30A/F40A/F40B/F50A/FT50B/ FT50C	94701-00375-00	DPR6EA9
F15C/F20B/F25D/F25G/FT25F/F30B/F40F/F50F/F50H/FT50G/FT50J/ F60C/F60F/FT60D/FT60G	94702-00418-00	DPR6EB9
F80A/F80B/F100A/F100B/F100D/F(L)150A/F(L)200A/F(L)225A	94702-00391-00	LFR5A11
F(L)115A / F(L)150G / VF150 Vmax SHO / F(L)175C / F175A / VF175 Vmax SHO / F(L)200C / F(L)200F / F(L)200G / F(L)225B / F225C / F(L)250A / F(L)250B / F(L)300A / F(L)350A / F(L)225F / F(L)250D / F(L)300B	94702-00400-00	LFR6A11
F100F	NC	LKR6E-9N
F4B/F5A/F6C	94702-00372-00	CR6HSB
F70A	94702-00429-00	LKR7E
F(L)115B	94702-00437-00	LKR6E
F80D / VF90 Vmax SHO / F100F	94702-00440-00	LKR6E-9N
F(L)375 XTO / F(L)425 XTO	94702-00442-00	ILMAR7E
STERN-DRIVE ESSENCE	94701-00365-00	BR6FS



OIL FILTERS

The oil filter is an essential component that contributes to the lifetime of the engine. Compromising on the quality or replacement timing of this part may result in serious technical issues and we always recommend the use of a genuine YAMAHA oil filter. Build quality and high filtering power ensure your engine receives the very highest levels of safety.

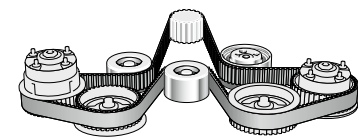
OUTBOARD MODEL	PART NUMBER
F8A/B/F9,9A/B/FT9,9A (--1989)	6G8-13411-01-00
F8A/F9,9A/B/FT9,9A (1990--)	6G8-13440-00-00
F9,9C 2000--/FT9,9D 2000--/F15A 2000--/F20A 2000--/F25A 2000--/FT25B/F30A/F40A 2000--/F40B '01--/F50A '99--'05/ F50F --05/FT50B 2000--/FT50C --05/FT50G --05/F60A --05/ F60C --05/FT60B --05/FT60D --05/F80A 2000--/F80B/F100A 2000--/F100B/F100D/F(L)115A/F115B	5GH-13440-71-00
F15C 07--/F20B 07--/F20G/F25G/F25D/FT25F/F30B/F40F/ F50A 06--/FT50C 06--/FT60B 06--/F50F 06--/FT50G 06--/F60A 06--/ F60C 06--/FT60D 06--/F50H/F60F/FT50J/FT60G/F70A/ VX CRUISER/DELUXE 08--11/VX SPORT 08/FX/FX HO/FX HO CRUISER 08	5GH-13440-80-00
F9,9C '98/FT9,9D '99/F15A '98/F20A '98/F25A '98/'99/F40A '99/ F40B 2000/F50A '95--'98/FT50B '96--'99/F80A/F100A '99	3FV-13440-30-00
F(L)150A/F175A/F(L)200A/F(L)200C/F(L)200F/F(L)200G/ F(L)225A/F(L)225B/F225C/F(L)250A/F(L)250B/FX SHO/FX SHO CRUISER/ FX HO CRUISER/FZR/FZS	69J-13440-03-00
F(L)300A / F(L)350A / F(L)225F / F(L)250D / F(L)300B / F(L)375 XTO / F(L)425 XTO	N26-13440-02-00
WAVERUNNER MODEL	PART NUMBER
EX / EX DELUXE / EX SPORT / EXR / V1 / V1 SPORT / VX / VX CRUISER / DELUXE / SPORT / SUPERJET (2021--)	5GH-13440-30-00
FZR / FZS / FZR SVHO / FZS SVHO / FX SVHO / FX SHO / FX CRUISER SHO / FX CRUISER SVHO / FX HO / FX CRUISER HO / FX LIMITED SVHO / GP1800R / VXR / VXS / VX CRUISER HO	69J-13440-04-00



ENGINE TIMING BELTS

The timing belt is a vital element of your 4-stroke engine, used to synchronize the movement of valves with the pistons. For 2-stroke HPDI engines the timing belt is used to drive the high pressure fuel pump. The timing belt should be replaced every five years or every 1000 hours of operation (1st maturity reached).

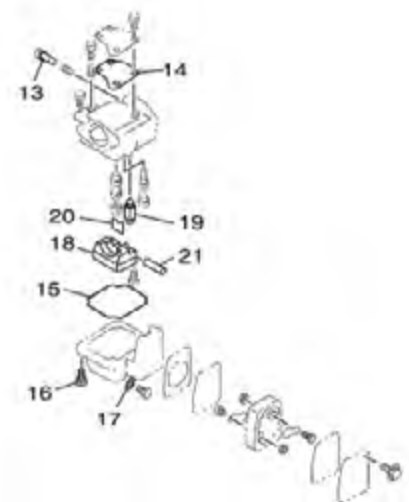
OUTBOARD/STERN DRIVE MODEL	PART NUMBER	REMARKS
F6A --04 / F8C --04 / FT8D --04 / F9,9F / F9,9J / FT9,9G / FT9,9L	68T-46241-00-00	
F6A 05-- / F8C 05-- / FT8D 05--	68T-46241-00-00	
F8B/FT9,9A/F9,9B	6G8-46241-00-00	
F9,9C/FT9,9D/F15A	66M-46241-00-00	
F15C / F20B	6AH-46241-00-00	
F25A/FT25B/F30A/F40B	65W-46241-00-00	
F40A/F50A/FT50B/C/F60A/FT60B	62Y-46241-00-00	
F25D / FT25F / F30B / F40F / F50F/FT50G/ FT50J / F50H / F60C/ F60F /FT60D / FT60G / F70A	6C5-46241-00-00	
F25G	6FM-46241-00-00	
F80A/B/F100A/B/D/F(L)115A/	67F-46241-00-00	
F100F	6FP-W4624-00-00	
F(L)115B	6EK-W4624-00-00	With rotor bolts
F(L)150A	63P-46241-00-00	
F(L)200A/F(L)225A/	69J-46241-00-00	
F(L)200C / F(L)225B / F225C / F(L)250A / F(L)250B	6P2-46241-01-00	
(L)Z150P / Z150Q / Z175G / (L)Z200N / Z200P (--2003)	68F-46241-00-00	
(L)Z150P / Z150Q / Z175G / (L)Z200N / Z200P (2004--)	68F-46241-10-00	
(L)Z250D/Z250F/(L)Z300A	60V-46241-00-00	
F175A /F(L)200F / F(L)200G	6DA-W4624-00-00	
F(L)225F / F(L)250D / F(L)300B	6CB-W4624-00-00	With rotor bolts
F(L)300A / F(L)350A	6AW-W4624-00-00	With rotor bolts
F(L)375 XTO / F(L)425 XTO	6GR-W4624-00-00	With rotor bolts
ME422	YU1-35681-91-95	
ME422 / ME432	6TA-12444-00-00	
ME370 / ME372	6TC-12444-00-00	
ME370 / ME372	6TC-12445-01-00	



CARBURETOR REPAIR KIT

Outboard Models ('15-'21)	Part Number
9.9F /15F	63V-W0093-01-00
E40X ('15-'20)	66T-W0093-10-00
40X ('21) /E40X (21)	66T-W0093-11-00
F2.5B	69M-W0093-00-00
F9.9H /F15C /F20B ('20-'21) /F20C ('16)	6AH-W0093-02-00
F20D ('15-'17) /F25D ('15-'20) /FT25F	6BL-W0093-00-00
F4B /F5A /F6C	6BX-W0093-00-00
F8F /FT8G /F9.9J /FT9.9L	6DR-W0093-00-00
4C ('16-'21) /5C ('15)	6E0-W0093-04-00
75C ('15-'16) /90A ('15-'18)	6H1-W0093-10-00
60F /70B ('15-'17)	6H2-W0093-10-00
E60H	6H3-W0093-02-00
40V /50H	6H4-W0093-03-00
25N ('15-'16)	6L2-W0093-00-00

For details please see YPEC



OUTBOARD MOTOR KEYS



300 and 700 series - Key cover replacement
703-82577-00-00



300 and 700 series - 18mm Switch cap replacement
6K1-82532-00-00

OM KEY NUMBER:	PART NUMBER	MATCHING CAP KEY	PART NUMBER
111	90890-55957-00	Cap Key	676-82577-00-00
112	90890-55958-00	Cap Key	676-82577-00-00
113	90890-55959-00	Cap Key	676-82577-00-00
121	90890-55960-00	Cap Key	676-82577-00-00
122	90890-55961-00	Cap Key	676-82577-00-00
123	90890-55962-00	Cap Key	676-82577-00-00
371	90890-55868-00	Cap Key	703-82577-00-00
372	90890-55869-00	Cap Key	703-82577-00-00
373	90890-55870-00	Cap Key	703-82577-00-00
374	90890-55871-00	Cap Key	703-82577-00-00
375	90890-55872-00	Cap Key	703-82577-00-00
376	90890-55873-00	Cap Key	703-82577-00-00
377	90890-55874-00	Cap Key	703-82577-00-00
378	90890-55875-00	Cap Key	703-82577-00-00
379	90890-55876-00	Cap Key	703-82577-00-00
380	90890-55877-00	Cap Key	703-82577-00-00
381	90890-55878-00	Cap Key	703-82577-00-00
382	90890-55879-00	Cap Key	703-82577-00-00
383	90890-55880-00	Cap Key	703-82577-00-00
384	90890-55881-00	Cap Key	703-82577-00-00
385	90890-55882-00	Cap Key	703-82577-00-00
386	90890-55883-00	Cap Key	703-82577-00-00
387	90890-55884-00	Cap Key	703-82577-00-00
388	90890-55885-00	Cap Key	703-82577-00-00
389	90890-55886-00	Cap Key	703-82577-00-00
390	90890-55887-00	Cap Key	703-82577-00-00
451	90890-55820-00	Cap Key	676-82577-00-00
452	90890-55821-00	Cap Key	676-82577-00-00
453	90890-55822-00	Cap Key	676-82577-00-00
454	90890-55823-00	Cap Key	676-82577-00-00
455	90890-55824-00	Cap Key	676-82577-00-00
456	90890-55825-00	Cap Key	676-82577-00-00
457	90890-55826-00	Cap Key	676-82577-00-00
458	90890-55827-00	Cap Key	676-82577-00-00
459	90890-55828-00	Cap Key	676-82577-00-00
460	90890-55829-00	Cap Key	676-82577-00-00
461	90890-55830-00	Cap Key	676-82577-00-00
462	90890-55831-00	Cap Key	676-82577-00-00
463	90890-55832-00	Cap Key	676-82577-00-00
464	90890-55833-00	Cap Key	676-82577-00-00
465	90890-55834-00	Cap Key	676-82577-00-00
466	90890-55835-00	Cap Key	676-82577-00-00
467	90890-55836-00	Cap Key	676-82577-00-00
468	90890-55837-00	Cap Key	676-82577-00-00
469	90890-55838-00	Cap Key	676-82577-00-00
470	90890-55839-00	Cap Key	676-82577-00-00
721	90890-56004-00	Cap Key	703-82577-00-00

OM KEY NUMBER:	PART NUMBER	MATCHING CAP KEY	PART NUMBER
727	90890-56005-00	Cap Key	703-82577-00-00
730	90890-56006-00	Cap Key	703-82577-00-00
731	90890-56007-00	Cap Key	703-82577-00-00
732	90890-56008-00	Cap Key	703-82577-00-00
733	90890-56009-00	Cap Key	703-82577-00-00
741	90890-56010-00	Cap Key	703-82577-00-00
747	90890-56011-00	Cap Key	703-82577-00-00
750	90890-56012-00	Cap Key	703-82577-00-00
751	90890-56013-00	Cap Key	703-82577-00-00
752	90890-56014-00	Cap Key	703-82577-00-00
753	90890-56015-00	Cap Key	703-82577-00-00
821	90890-56016-00	Cap Key	676-82577-00-00
827	90890-56017-00	Cap Key	676-82577-00-00
830	90890-56018-00	Cap Key	676-82577-00-00
831	90890-56019-00	Cap Key	676-82577-00-00
832	90890-56020-00	Cap Key	676-82577-00-00
833	90890-56021-00	Cap Key	676-82577-00-00
841	90890-56022-00	Cap Key	676-82577-00-00
847	90890-56023-00	Cap Key	676-82577-00-00
850	90890-56024-00	Cap Key	676-82577-00-00
851	90890-56025-00	Cap Key	676-82577-00-00
852	90890-56026-00	Cap Key	676-82577-00-00
853	90890-56027-00	Cap Key	676-82577-00-00

2 KEY SET INCLUDING PLASTIC CAP KEY

OM KEY NUMBER:	PART NUMBER
457	6X6-82511-09-A1
462	6X6-82511-09-A2
463	6X6-82511-09-A3
827	6X6-82511-09-A4
832	6X6-82511-09-A5
833	6X6-82511-09-A6
847	6X6-82511-09-A7
852	6X6-82511-09-A8
853	6X6-82511-09-A9



SPRAY PAINT OUTBOARD MOTOR

Scratches can cause rust or other types of damage. Fix them quickly and effectively with our high-quality, durable Yamaha aerosols and primers. They've been developed specifically for marine use and offer the best colour match for Yamaha outboards. Box 6 x 400ml Cans.

DESCRIPTION	PART NUMBER
Ocean Blue (for OM until 1983)	YMM304000B10
Marine Blue (for OM from 1983 until 1993)	YMM304000MB10
Bluish Grey Metal (for OM from 1994)	YMM304000GM10
Bluish Grey Metal 1 (for F30 to F350 OM from 2008)*	YMM304000GM10
Bluish Grey Metal 2 (F2.5 to F25)	YMM304000GM20
Dark Blue (for origin OM)	YMM304000DB10
Paint Spray XTO Base (Pearl) White	YMEXTSPYBWHT
Paint Spray XTO Clear (Pearl) White	YMEXTSPYCLCT
Top Coat	YMM304000TC10
Filling Primer	YMM304000FP10
Zincprimer (anti-corrosive for aluminium parts)	YMM304000ZP10
Propeller White (All aluminium prop)	YMM304000PW10

* For previous model colour codes consult your Yamaha Dealer



SPRAY PAINT WAVERUNNER

WaveRunner Paint Stick White	YMEVXCSTKWHT
WaveRunner Paint Stick Black	YMEVXCSTK0BK
WaveRunner Spray Paint White	YMEVXCSPYWHT
WaveRunner Spray Paint Black	YMEVXCSPY0BK





Marine Service Kits

Introducing marine service kits! These new kits are tailored for easy servicing of your out board Engine. Below the kits are shown per engine family, and separately the content of each kits.

BASIC SERVICE KIT

Part Number	Description
KIT60000BAS0	Serv Kit F30B-F40F
KIT60100BAS0	Serv Kit F40H-F50H-F60F
KIT60200BAS0	Serv Kit F40G-F70A
KIT60300BAS0	Serv Kit F80D-F100F
KIT60400BAS0	Serv Kit F115B-F130A
KIT60500BAS0	Serv Kit F150D-F150F
KIT60600BAS0	Serv Kit F150G-F175A&C-F200F&G
KIT60700BAS0	Serv Kit F200C-F225B
KIT60800BAS0	Serv Kit F225F-F250D-F300B
KIT60900BAS0	Serv Kit F425A-Xf425N



KIT60000BAS0

Part Number	Description	Qty
5GH-13440-61	Element Assy, Oil Cleaner	1
62Y-12414-00	Thermostat Gasket	1
66M-12411-01	Thermostat	1
94702-00418	Plug, Spark (Ngk Dpr6Eb-9)	3
90430-14M09	Engine Oil Gasket	1
90430-08003	Drain / Fill Gasket Geabox Oil	2
6D8-WS24A-00	Fuel Filter	1
6D8-24564-00	O-Ring Fuel Filter	1
6C5-24251-00	Strainer 1	1
6BG-13915-01	Filter	1
6BG-14984-00	Gasket, Float Chamber	1

KIT60100BAS0

Part Number	Description	Qty
5GH-13440-61	Element Assy, Oil Cleaner	1
62Y-12414-00	Thermostat Gasket	1
66M-12411-01	Thermostat	1
94702-00418	Spark Plug Dpr6Eb-9	4
90430-14M09	Engine Oil Gasket	1
90430-08003	Drain / Fill Gasket Geabox Oil	2
6D8-WS24A-00	Fuel Filter	1
6D8-24564-00	O-Ring Fuel Filter	1
6C5-24251-00	Strainer 1	1
6C5-13915-00	Filter Fuel	1
6C5-14984-10	Gasket, Float Chamber	1

KIT60200BAS0

Part Number	Description	Qty
5GH-13440-61	Element Assy, Oil Cleaner	1
62Y-12414-00	Thermostat Gasket	1
66M-12411-01	Thermostat	1
94702-00429	Plug, Spark (Ngk Lkr7E)	4
90430-14M09	Engine Oil Gasket	1
90430-08003	Drain / Fill Gasket Geabox Oil	2
6D8-WS24A-00	Fuel Filter	1
6D8-24564-00	O-Ring Fuel Filter	1
6C5-24251-00	Strainer 1	1
6C5-13915-00	Filter Fuel	1
6C5-14984-10	Gasket, Float Chamber	1

KIT60300BAS0

Part Number	Description	Qty
5GH-13440-71	Element Assy, Oil Cleaner	1
6FP-12411-00	Thermostat	1
94702-00440	Plug, Spark (Ngk Lkr6E 9N)	4
90430-14M09	Gasket	1
90430-08003	Drain / Fill Gasket Geabox Oil	2
6D8-WS24A-00	Element, Filter	1
6D8-24564-00	Gasket	1
6FP-13915-00	Filter	1
6FP-14984-00	Gasket, Float Chamber	1
6C5-24251-00	Strainer 1	1

KIT60400BAS0

Part Number	Description	Qty
5GH-13440-71	Element Assy, Oil Cleaner	1
6EK-12411-00	Thermostat	1
94702-00437	Plug, Spark (Ngk Lkr6E)	4
90430-14M09	Gasket	1
90430-08003	Drain / Fill Gasket Geabox Oil	2
6D8-WS24A-00	Element, Filter	1
6D8-24564-00	Gasket	1
63P-13915-00	Filter	1
6CB-14984-00	Gasket, Float Chamber	1
6CB-13016-00	O-Ring	1

KIT60500BAS0

Part Number	Description	Qty
69J-13440-04	Element Assy, Oil Cleaner	1
63P-12414-00	Gasket, COVER	1
67F-12411-01	Thermostat	1
94702-00391	Plug, Spark (NGK LFR5A-11)	4
90430-14M09	Gasket	1
90430-08003	Drain / fill gasket geabox oil	2
6P3-WS24A-01	Element, Filter	1
6P3-24564-00	Gasket	1
69J-24501-10	Filter, Fuel	1
63P-13915-00	Filter	1
63P-14984-00	Gasket, Float Chamber	1

KIT60600BAS0

Part Number	Description	Qty
69J-13440-04	Element Assy, Oil Cleaner	1
6DA-12411-01	Thermostat	1
94702-00400	Plug, Spark (Ngk Lfr6A-11)	4
90430-14M09	Gasket	1
90430-08003	Drain / Fill Gasket Gearbox Oil	2
6P3-WS24A-01	Element, Filter	1
6P3-24564-00	Gasket	1
6CB-24501-01	Filter, Fuel	1
63P-13915-00	Filter	1
6CB-14984-00	Gasket, Float Chamber	1
6CB-13016-00	O-Ring	1

KIT60800BAS0

Part Number	Description	Qty
N26-13440-03	Element Assy, Oil Cleaner	1
6CE-12411-00	Thermostat	2
94702-00400	Plug, Spark (Ngk Lfr6A-11)	6
90430-14M09	Gasket	1
90430-08003	Drain / Fill Gasket Geabox Oil	2
6P3-WS24A-01	Element, Filter	1
6P3-24564-00	Gasket	1
6CB-24501-01	Filter, Fuel	1
63P-13915-00	Filter	1
6CB-14984-00	Gasket, Float Chamber	1
6CB-13016-00	O-Ring	1

ANODE KIT A

Part Number	Description
KIT60000ANA0	Ana Kit F30B-F40F-F40H-F50H-F60F
67F-45371-00	Tab Trim For F40G-F70A
KIT60300ANA0	Ana Kit F80D-F100F-F115B-F130A
KIT60500ANA0	Ana Kit F150D-F150F
KIT60600ANA0	Ana Kit F150G-F175A&C-F200F&G
KIT60700ANA0	Ana Kit F200C-F225B-F225F-F250D-F300B
KIT60900ANA0	Ana Kit F425A-XF425N

KIT60000ANA0

Part Number	Description	Qty
67C-45371-00	Tab-Trim	1
67C-45251-00	Anode	1

KIT60300ANA0

Part Number	Description	Qty
6E5-45371-01	Tab-Trim	1
6H1-45251-03	Anode	1

KIT60600ANA0

Part Number	Description	Qty
6J9-45371-01	Tab-Trim	1
6AW-45251-00	Anode	1

KIT60900ANA0

Part Number	Description	Qty
6AW-45373-00	Anode	1
6AW-45251-00	Anode	1

KIT60700BAS0

Part Number	Description	Qty
69J-13440-04	Element Assy, Oil Cleaner	1
67F-12411-01	Thermostat	2
94702-00400	Plug, Spark (Ngk Lfr6A-11)	6
90430-14M09	Gasket	1
90430-08003	Drain / Fill Gasket Geabox Oil	2
6P3-WS24A-01	Element, Filter	1
6P3-24564-00	Gasket	1
6CB-24501-01	Filter, Fuel	1
63P-13915-00	Filter	1
6CB-14984-00	Gasket, Float Chamber	1
6CB-13016-00	O-Ring	1

KIT60900BAS0

Part Number	Description	Qty
N26-13440-03	Element Assy, Oil Cleaner	1
6H3-12411-20	Thermostat	1
66M-12411-01	Thermostat	1
6GR-12411-00	Thermostat	2
94702-00442	Plug, Spark (Ngk lmar7E9)	8
93210-34633	O-Ring	1
6GR-13411-00	Strainer, Oil	1
93210-09811	O-Ring	2
6P3-WS24A-01	Element, Filter	1
6P3-24564-00	Gasket	1



67F-45371-00

Part Number	Description	Qty
67F-45371-00	Tab Trim For F40G-F70A	1

KIT60500ANA0

Part Number	Description	Qty
6J9-45371-01	Tab-Trim	1
6G5-45251-02	Anodes	1

KIT60700ANA0

Part Number	Description	Qty
6CE-45373-00	Anode	1
6G5-45251-02	Anode	1

ANODE KIT B

Part Number	Description
KIT60000ANB0	Anb Kit F30B-F40F
KIT60100ANB0	Anb Kit F40H-F50H-F60F
KIT60200ANB0	Anb Kit F40G-F70A
KIT60300ANB0	Anb Kit F80D-F100F
KIT60400ANB0	Anb Kit F115B-F130A
KIT60500ANB0	Anb Kit F150D-F150F
KIT60600ANB0	Anb Kit F150G-F175A&C-F200F&G
KIT60700ANB0	Anb Kit F200C-F225B
KIT60800ANB0	Anb Kit F225F-F250D-F300B
KIT60900ANB0	Anb Kit F425A-Xf425N



KIT60000ANB0

Part Number	Description	Qty
65W-45251-00	Anode	1
6G8-11325-00	Anode	4
62Y-11325-00	Anode	1

KIT60100ANB0

Part Number	Description	Qty
65W-45251-00	Anode	2
663-45251-00	Anode	1
6G8-11325-00	Anode	4
62Y-11325-00	Anode	1

KIT60200ANB0

Part Number	Description	Qty
65W-45251-00	Anode	2
65W-45251-00	Anode	1
6G8-11325-00	Anode	3
62Y-11325-00	Anode	1

KIT60300ANB0

Part Number	Description	Qty
6G8-11325-00	Anode	1
63P-11325-01	Anode	1
6G8-11325-00	Anode	2
63P-11325-21	Anode	1
6G8-11325-00	Anode	1

KIT60400ANB0

Part Number	Description	Qty
6G8-11325-00	Anode	1
63P-11325-01	Anode	1
6G8-11325-00	Anode	1
67F-11325-01	Anode	1
6EK-11325-00	Anode	1
6G8-11325-00	Anode	1

KIT60500ANB0

Part Number	Description	Qty
63P-11325-21	Anode	1
63P-11325-11	Anode	4
63P-11325-01	Anode	1
67F-11325-01	Anode	2
68T-11325-00	Anode	8
67F-11325-01	Anode	1

KIT60600ANB0

Part Number	Description	Qty
67F-11325-01	Anode	2
6E5-11325-00	Anode	1
68T-11325-00	Anode	2
67F-11325-01	Anode	1
6E5-11325-00	Anode	1

KIT60700ANB0

Part Number	Description	Qty
6P3-11325-00	Anode	2
6P2-11325-00	Anode	2
6E5-11325-00	Anode	2
67F-11325-01	Anode	4
6E5-11325-00	Anode	4
6E5-11325-00	Anode	1

KIT60800ANB0

Part Number	Description	Qty
63P-11325-01	Anode	4
6AW-1132P-00	Anode 5	4
68T-11325-00	Anode	2
6AW-1132N-01	Anode 4	2
67F-11325-01	Anode	8
63P-11325-11	Anode	2

KIT60900ANB0

Part Number	Description	Qty
6AW-1132L-00	Anode 2	6
6AW-1132P-00	Anode 5	3
6G8-11325-00	Anode	2
63P-11325-21	Anode	1
6G8-11325-00	Anode	2
6G8-11325-00	Anode	4

IMPELLER REPAIR KIT

Part Number	Description
KIT60000XMP0	Imp Serv F30B-F40F
KIT60100XMP0	Imp Serv F40H-F50H-F60F
KIT60200XMP0	Imp Serv F40G-F70A
KIT60300XMP0	Imp Serv F80D-F100F-F115B-F130A
KIT60500XMP0	Imp Serv F150D-F150F
KIT60600XMP0	Imp Serv F150G-F175A&C-F200C&F&G-F225B
KIT60800XMP0	Imp Serv F225F-F250D-F300B
KIT60900XMP0	Imp Serv F425A-Xf425N

KIT60000XMP0

Part Number	Description	Qty
63D-44322-00	Insert, Cartridge	1
6H4-44352-02	Impeller	1
93210-59MG7	O-Ring	1
90280-03M03	Key, Woodruff	1
63D-44323-00	Outer Plate, Cartridge	1
63D-44316-00	Gasket, Water Pump	1
93210-48001	O-Ring	1

KIT60200XMP0

Part Number	Description	Qty
63D-44322-00	Insert, Cartridge	1
6H3-44352-00	Impeller	1
90280-03M03	Key, Woodruff	1
6CJ-44315-00	Gasket, Water Pump	1
6CJ-44323-00	Outer Plate, Cartridge	1
6CJ-44324-00	Gasket, Cartridge	1
6CJ-44316-00	Gasket, Water Pump	1
93210-46044	O-Ring	1

KIT60500XMP0

Part Number	Description	Qty
93210-86M38	O-ring	1
61A-44322-02	Insert	1
9321037M6700	O-ring	1
6E5-44352-01	Impeller	1
6G5-44323-01	Outer plate	1
6E5-44315-A0	Gasket	1

KIT60800XMP0

Part Number	Description	Qty
9321037M6700	O-RING	1
6AW-44322-00	INSERT, CARTRIDGE	1
93210-94003	O-RING	1
6CE-44352-00	IMPELLER	1
6CE-44323-01	OUTER PLATE, CARTRIDGE	1
6CE-44315-00	GASKET, WATER PUMP	1
90280-04002	KEY, WOODRUFF	1



KIT60100XMP0

Part Number	Description	Qty
63D-44322-00	Insert, Cartridge	1
6H3-44352-00	Impeller	1
93210-59MG7	O-Ring	1
90280-03024	Key, Woodruff	1
63D-44323-00	Outer Plate, Cartridge	1
63D-44316-00	Gasket, Water Pump	1

KIT60300XMP0

Part Number	Description	Qty
9321037M6700	O-RING	1
61A-44322-02	INSERT, CARTRIDGE	1
93210-86M38	O-RING	1
6E5-44352-01	IMPELLER	1
6EK-44323-00	OUTER PLATE, CARTRIDGE	1
6E5-44315-A0	GASKET, WATER PUMP	1
90280-04M05	KEY, WOODRUFF	1

KIT60600XMP0

Part Number	Description	Qty
9321037M6700	O-Ring	1
61A-44322-02	Insert, Cartridge	1
93210-86M38	O-Ring	1
6E5-44352-01	Impeller	1
6G5-44323-01	Outer Plate, Cartridge	1
6E5-44315-A0	Gasket, Water Pump	1
90280-04M05	Key, Woodruff	1

KIT60900XMP0

Part Number	Description	Qty
9321037M6700	O-Ring	1
6GR-44322-00	Insert, Cartridge	1
93211-08001	O-Ring	1
6GR-44352-00	Impeller	1
6GR-44323-00	Outer Plate, Cartridge	1
93210-97690	O-Ring	1

Outboard Accessoires



OUTBOARD MOTOR COVERS

There is no better way of protecting your Outboard than a genuine Outboard motor cover. These breathable covers are designed to fit like a second skin for every engine in the range from the 2.5hp upwards. Smart and stylish, they are manufactured from a highly durable waterproof fabric resistant to rot, mildew and UV exposure.

Outboard Model	Part Number
F2.5A	YMM-09100-00-00
F2.5B	YMM-09100-01-00
F4B/F5A/F6C	YMM-09101-01-00
F6A/F8C/F9.9F/F9.9J	YMM-09102-00-00
F8F/F9.9J	YMM-09102-00-02
F15C/F20B/F20C	YMM-09103-00-00
F20D/F25D	YMM-09104-00-02
F30B/F40F	YMM-09105-00-00
F40D/F50F/F60C	YMM-09106-00-00
F40G/F50H/F60F/FT60G/F70A	MAR-MTRCV-FS-70
F70A	YMM-09113-00-00
F80A/B / F100A/D	YMM-09107-00-00
F80D / F100F	YMM-09107-00-02
F115B/F130A	MAR-MTRCV-11-50
F(L)150D/F	MAR-MTRCV-F2-01
F225F/F250D/F300B	MAR-MTRCV-F4-2L

FLUSHING BAGS

Made out of heavy duty plastic, these bags are designed to hold shape and stand up on their own. After a day of boating, cleanse your engine with fresh water. Just fill the bag until the water passes the intake inlets and idle your engine in neutral for 5 to 10 minutes. Finally, unscrew the drain plug and let the water flow out.

Type	Part Number
Small Flushing Bag	YME-MSVBG-0S-BK
Large Flushing Bag	YME-MSVBG-0L-BK



OUTBOARD VENTED SPLASH COVER

Designed to be fitted while using your engine, this cover provides the ultimate protection against scratches and UV rays. The tight fit allows on and off water usage. Perfect on the waves, perfect on the trailer...

- UV stable, breathable, felt lined and water resistant.
- High quality material and finish.
- Features a breathable mesh around the intake ports.

Type	Part Number
F100F, F80D	YME-MCVR1-00-GY
F115B/BET, F130A	YME-MCVR1-15-GY
F150G, F175A, F200B/F/G	YME-MCVR2-00-GY
F30B/F40F	YME-MCVRF-34-GY
F300B, F250D, F225F	YME-MCVR3-00-GY
F70A, FT70, F60F, FT60G, F50H	YME-MCVR5-67-GY



ENGINE FLUSH KIT

This extremely useful piece of equipment connects in seconds to your garden hose and allows you to flush out harmful salt and sand. It can also be used for out-of-water operation for tune-ups.

For F4/F5/F6 engines

ABB-FLUSH-JD-00



TRAILER SUPPORT

The Yamaha Trailer Support stops your outboard motor moving excessively whilst your boat is being towed on a trailer. Quickly and easily installed over the port trim rod, this support prevents long term damage to both the boat and the engine. One Yamaha Trailer Support will provide adequate support for the F115A up to V6 series. V8 models will require two supports. Please note this product does not work with the F115B or F130A.

Description	Part Number
Trailer Support	MAR-MTSPT-YM-10
Single trim ram support	MAR-MTSPT-SR-00

YAMAHA TIE DOWNS

Both include two 25mm x 1.80m straps rated for 540 kg.

Type	Part Number
Blue, cam-lock buckle	ACC-0SS58-40-28
Blue, ratcheting	ACC-0SS58-40-30



METRIC TOOL KIT

Comprehensive tool set that prepares you for just about anything

Metric Tool Kit	ABA-METRC-00-00
-----------------	-----------------

Yamaha Life vests

Made of high quality materials, it ensures your safety while you enjoy your day on the water.

150 N floating capacity.
ISO12402-3

Orange life vest BABY	YMERNG150BBY
Orange life vest S	YMERNG150N0S
Orange life vest M	YMERNG150N0M
Orange life vest L	YMERNG150N0L
Orange life vest XS	YMERNG150N1S
Orange life vest XXL	YMERNG150N2L
Orange life vest XXS	YMERNG150N2S
Orange life vest XL	YMERNG150N1L



Coastal and offshore use Engineered to sit on the back, rather than on the neck, with added padding, this vest provides increased comfort. Made of high quality materials it ensures your safety while you enjoy boating.

150 N floating capacity.
Automatic inflation.
ISO12402-3.

EVO 150 N Life vest With Strap	YMELV150N200
Arming Kit for EVO 150N Life Vest	YMELVARMNGKT



Yamaha Outboard Locks

2 locks that cover the entire outboard engine range, including the bolts to mount these. These locks have all certifications necessary for the entirety of the EU of market, ensuring insurance policies and safety standards.

MARINE LOCK REEF 808

Unique selling points:

Hardened precision-cast lock body

Includes lock lubricant

Highly corrosion resistant (cylinder and lock body)

Rattle prevention

Very compact construction

Forced locking function - after locking, the key can only be removed if the lock is properly closed

Plus cylinder with unique key service (keyed – alike options with the other marine products possible)

Can be used with all portable outboard engines

Perfect security and function, even at extremely low temperatures in addition to salt water

Bolts required for mounting, provided separately.

Part number	Part name
OB - MARINE LOCK REEF 808	YME-MLKRE-80-80

Hardened bolt to be used with the ABUS 808

Reef outboard lock.

Necessary to fulfill security certifications.

OB BOLT 808 REEF M12X1,25X100	YME-MLKB4-86-58
OB BOLT 808 REEF M12X1,25X130	YME-MLKB4-86-59
OB BOLT 808 REEF M12X1,25X160	YME-MLKB4-86-60



MARINE LOCK NEMO EVO 388

Hardened precision-cast lock body

Includes lock lubricant

Highly corrosion resistant (cylinder and lock body)

Rattle prevention

Very compact construction

Forced locking function - after locking, the key can only be removed if the lock is properly closed

Plug cylinder with unique key service (keyed – alike options with the other marine products possible)

Can be used with all portable outboard engines

No need to drill trough the hull, it is only necessary to drill a few millimeters deep

Perfect security and function, even at extremely low temperatures in addition to salt water

All the materials needed to replace the original mounting are included.

OB - MARINE LOCK NEMO EVO 388	YME-MLKNE-38-80
-------------------------------	-----------------



Maintenance Essential



OIL FILTERS

WaveRunner Models ('17-'22)	Part Number
EX /EX DLX/ EX LTD/ EXR/ EX SPORT/ JetBlaster/ SuperJet 4st/ VX/ VX-C/ VX CR/ VX CR HO/ VX DLX/ VX LTD	5GH-13440-61-00
FX HO/ FX CR HO/ FX SVHO/ FX CR SVHO/ FX CR LTD SVHO/ GP1800/ GP 1800R HO/ GP 1800R SVHO/ VX CR HO/ VXR	69J-13440-04-00

NGK SPARK PLUGS

WaveRunner Models ('17-'22)	Part Number	NGK Ref
EX /EX DLX/ EX LTD/ EXR/ EX SPORT/ JetBlaster/ SuperJet 4st/ VX/ VX-C/ VX CR/ VX DLX/ VX LTD	94702-00409-00	CR9EB
FX HO/ FX CR HO/ GP 1800R HO/ VX CR HO/ VXR	94702-00427-00	LFR6A
FX SVHO/ FX CR SVHO/ FX CR LTD SVHO/ GP1800/ GP 1800R SVHO	94702-00435-00	LFR7A
SuperJet 2st	94701-00110-00	BR7HS



AIR FILTERS

WaveRunner Models ('17-'22)	Part Number
EX /EX DLX/ EX LTD/ EXR/ EX SPORT/ JetBlaster/ SuperJet 4st/ VX/ VX-C/ VX CR/ VX DLX/ VX LTD	6EY-14451-00-00
FX HO/ FX CR HO/ FX SVHO/ FX CR SVHO/ FX CR LTD SVHO/ GP1800/ GP 1800R HO/ GP 1800R SVHO/ VX CR HO/ VXR	6S5-E4451-01-00
SuperJet 2st	62T-14451-00-00

IMPELLERS

WaveRunner Models ('17-'22) Part Number	Part Number
GP 1800R HO ('20)/ VX CR HO ('17-'20)/ VXR ('17-'19)	6AP-R1321-20-00
FX HO ('17-'20)/ FX CR HO ('17-'20)	6BH-R1321-01-00
FX HO ('21-'22)/ FX CR HO ('21-'22)	6BH-R1321-10-00
FX SVHO ('17-'19)/ FX CR SVHO ('17-'19)/ FX CR LTD SVHO ('17) 6ET-R1321-00-00	6ET-R1321-00-00
FX SVHO ('20-'22)/ FX CR SVHO ('20-'22) 6ET-R1321-10-00	6ET-R1321-10-00
GP 1800 ('17-'19)/ GP 1800R SVHO ('20-'22)	6EV-R1321-00-00
VX ('17-'20)/ VX-C ('19-'20)/ VX CR ('17-'18)/ VX DLX ('17-'18)/ VX LTD ('20)	6EY-R1321-01-00
EX ('17-'20)/ EX DLX ('17-'20)/ EX LTD ('21)/ EX SPORT ('17-'21)	6GA-R1321-00-00
EXR ('19-'21)/ JetBlaster ('22)	6GY-R1321-02-00
GP 1800R HO ('21-'22)/ VX CR HO ('21-'22)	6JP-R1321-00-00
VX ('21-'22)/ VX CR ('21)/ VX DLX ('21)	6JS-R1321-00-00
VX-C ('21-'22)	6JT-R1321-00-00
SuperJet 2st	6BA-51321-00-00
SuperJet 4st	6JF-R1321-00-00



ANODES

WaveRunner Models ('17-'22)	Part Number
EX /EX DLX/ EX LTD/ EXR/ EX SPORT/ FX HO/ FX CR HO/ FX SVHO/ FX CR SVHO/ FX CR LTD SVHO/ GP1800/ GP 1800R HO/ GP 1800R SVHO/ JetBlaster/ SuperJet 4st/ VX/ VX-C/ VX CR/ VX CR HO/ VX DLX/ VX LTD/ VX CR HO/ VXR	68V-11325-02-00 67F-11328-01-00
SuperJet 2st	6E5-11325-00-00

WAVERUNNER BATTERY

Dry charge WaveRunner battery.

Description	Part Number
Battery YUASA YB16CLB (19AH)	EU0-82110-09-00



BS BATTERY

Sealed and factory activated battery line by BS.

- No acid handling, Ready & easy to use and Multi-positional fitment

Description	Part Number	Max Size (mm)
12V-19Ah-260A	90798-3BB16-CL	175x100x175
12V-18A -260A	90798-3BTX2-0L	1475x87x155

WaveRunner Accessories



FOLDING RE-BOARDING STEP

Provides a wide-step surface for ease of boarding, especially in deep water.

Part Number
MWV-FSTEP-VX-11



FENDER

Engineered specifically for WaveRunners. Easy to hang wherever your craft needs protection.

Part Number
MWV-WVRNR-HH-BL (BLUE)
MWV-WVRNR-HH-BK (BLACK)



STORAGE PACK

Need to bring along items that you do not want to move around in the storage compartment or get wet, such as keys, wallets, pagers or cell phones? This pack is your answer.

Part Number
MWV-BOWPA-CK-00



PULL-UP CLEAT

This pop-up cleat can be easily retrofitted and stows flush to maintain the sleek lines of your WaveRunner. A simple and stylish way to tether your ride.

Part Number
MWV-PUCLE-AT-07



WAVERUNNER DOCK LINE

To easily dock your WaveRunner get the Yamaha dockline, made of floating multi-filament polypropylene, oil, gas, UV, mildew & salt water resistant. Black, 1cm diameter line.

Part Number	
MWV-DLDE3-12-BK	3.65m (12ft)
MWV-DLDE3-15-BK	4.55m (15ft)



COVER STORAGE BAG

Yamaha's handy storage bag gives you a place to store your WaveRunner cover neatly while not in use. Made of the same durable material as the Yamaha WaveRunner cover.

Part Number
MWV-WVRNR-BG-01



WAVERUNNER LIFTING HARNESS

Very useful in moving even the heaviest PWC. Brackets grip tight and are vinyl coated to help protect the finish. Two large stainless steel D-rings can be easily connected to a davit or other suitable lifting mechanism. Double-layer, high-strength webbing has superior UV and saltwater resistance. Rated up to 500kg.

Part Number

MWV-LFTHR-ES-10

FLUSHING ADAPTER

67X-E2590-10-00

67X-E2590-00-00



LANYARD

EW2-68348-00-00



SUPER JET MOORING HOOK KIT

Corrosion resistant and easy to access, the Superjet mooring bracket is a simple solution to secure your unit next to the pontoon or behind the boat. It can be used by directly looping a rope around it, or with a mooring hook, up to 80 [mm] long. (not for towing)

SJ Mooring Hook Kit

YMF-4RMHK-US-00



WAVERUNNER COVERS


These tough, durable covers are specifically designed to fit the sleek curves and powerful shape of your machine – so it looks good even when it's not on the water.



Fuel filler access



Ventilation system



Eyelet access



The highest quality water-resistant materials are used, so they shrug off the damaging elements and protect your cover against fading and rot.

Important note: During transport, the cover must always be secured with straps running under the watercraft, using the special reinforced eyelets on the cover sides.

Fuel filler access - The precisely placed zip opening allows easy access to the fuel filler cap without the need to remove the cover.

Eyelet access - The cover allows easy access to the eyelets at the front and stern of the craft for securing with dock lines – or when using tie-down straps for transportation.

Ventilation system - To reduce the risk of humidity formation, these covers have a special ventilation system to allow air to circulate freely around the machine when in storage. The design also helps create a partial vacuum under the cover when moving on a trailer during transport, drawing it more tightly against the hull and topside surfaces.

Model	Black/Charcoal	Gray/Charcoal	Day Covers
Ex Deluxe/Sport Series			
2017-2021	MWV-CVREX-DL-19		MWV-CVREX-DC-17
EXR			
2019-2021	MWV-CVREX-DL-19		MWV-CVREX-DC-17
EX			
2017-2021	MWV-CVREX-BS-18		MWV-CVREX-DC-17
JETBLASTER			
2022-	MWV-CVRJB-BK-22		
GP1800 series			
2017-2020	MWV-CVRGP-00-19		MWV-CVRVX-DC-21
2021	MWV-CVRGP-MC-23		MWV-CVRVX-DC-21
FZR Series			
2009-2016		MWV-CVRFZ-GY-18	
FZS Series			
2015-2017	MWV-CVRFZ-BG-18		
FX series			
2019-2020	MWV-CVRFX-CH-19		MWV-CVRFX-DC-19
2012-2018		MWV-CVRFX-CH-18	
2021			MWV-CVRFX-DC-19
FX CRUISER SERIES			
2019-2020	MWV-CVRRCR-CH-19		MWV-CVRFX-DC-19
2015-2018		MWV-CVRRCR-CH-18	
2021	MWV-CVRRCR-CH-19		MWV-CVRFX-DC-19
VXR series			
2015-2019	MWV-CVRVR-BC-18		MWV-CVRVX-DC-21
VXS series			
2015-2016	MWV-CVRVS-BC-15		
VX Deluxe/VX/VX-C			
2015-2020	MWV-CVRVX-BC-19		MWV-CVRVX-DC-21
2021	MWV-CVRVX-MC-21		MWV-CVRVX-DC-21
VX cruiser series			
2015-2020	MWV-CVRVX-CR-19		MWV-CVRVX-DC-21
2021	MWV-CVRVX-MC-21		MWV-CVRVX-DC-21
V1 series			
2015-2016	MWV-CVRV1-CH-15		
Superjet			
2012-2019	MWV-CVRSJ-GY-19		
2021	MWV-CVRSJ-MC-21		

Storage

UNDER HATCH STORAGE

Custom-made storage specifically designed for the bow storage of VX Series WaveRunners.

-Features mesh dock line pockets.

-2.2 [kg] weight limit.

VX Under Hatch Storage	F4N-U511A-V0-00
FX Under Hatch Storage	F5G-U511A-V0-00



GLOVE BOX ORGANIZER

Custom-made glove box organizer specifically designed for the FX Series WaveRunners.

-Two Integrated zippered phone holder pockets.

-Removable Velcro dividers.

-Cutouts to allow access to WaveRunner outlets.

FX Glove Box Organizer	F5G-F841P-V0
------------------------	--------------

BOW STORAGE

EX waterproof bow storage	F3Y-K810B-V0-00	With Phone compartment
EX On Hatch storage	F3Y-F83P0-V0-00	Waterproof



STERN STORAGE

Compression-molded Stern Storage bag adds to the already abundant storage to ensure you can bring everything you need for long trips on the water.

VX Stern Storage	F2X-U89A1-V0-00	VX DELUXE / VX CRUISER / VX CRUISER HO 2019-2020
FX Stern Storage	F3X-U89A1-V0-00	50L
VX Stern Storage	F4N-U89A1-V0-00	40L 2021

Audio

FX AUDIO ADAPTER BRACKET

Necessary for the installation of the Yamaha exclusive EcoXGear Bluetooth speakers

- Includes two cup holders.

Fx Audio Adapter Bracket	F5G-H81M0-V0
--------------------------	--------------



MY20 FX SPEAKERS EU KIT

The new, exclusive Yamaha, FX series Bluetooth speakers by EcoXGear

-Custom FX cup holder mounts and supporting hardware.

-IP67 Waterproof / Shock resistant / Floating.

-15+ hours of playtime.

-Marine grade materials.

-EcoTalk button for easy activation of Siri & Google voice.

-EcoConnect paired out of the box, for stereo listening.

-Bluetooth 4.2 streams wirelessly from up to 30 meters away.

MY20 FX Speaker Set	F3X-H81C0-T0-01
---------------------	-----------------

FOOTWELL SPEAKERS FOR EX/EXR/JETBLASTER

Removable, floating wireless Bluetooth footwell speakers features a quick-release mechanism for charging and listening on the beach. Mounting brackets are permanently mounted on unit.

Footwell speakers black	F3Y-H81C0-S0-00
Footwell speakers White	F3Y-H81C0-R0-00



SUPERJET AUDIO BRACKET

Solidly built, it allows you to bring your favorite tunes through adrenaline filled rough waves.
-Includes 1/4 inch mounts that can be used with a GoPro or other attachments.

Superjet audio bracket

F4R-H81M0-V0



SUPERJET HANDLEPOLE PACK

Custom molded, soft-goods material provides additional storage for personal items. Mounts easily onto the handlebars with clips.

-Weather resistant.

Superjet Handlepole pack

F4R-F847U-V0

SUPERJET FOOTWELL PACK

Custom molded, soft-goods material provides a water-resistant storage for personal items. Features an interior dry bag. Mounts easily with Velcro straps.

-Weather resistant

WR - Superjet Footwell Pack

F4R-F847U-T0



SUBWOOFER FOR FX

Fits MY2020 and up

-IP67 Waterproof/ Shock resistant /Floating.

-15+ hours of playtime.

-Marine grade materials.

-Bluetooth 4.2 streams wirelessly from up to 30 meters.

FX Subwoofer

F3X-H81D0-T0-00

FX Subwoofer Control

F3X-G8280-V0-00

RecDeck

FX RECDECK

The innovative FX RecDeck is a first of its kind platform, that extends the usable space on the stern and pairs with a multi-use rack and related lifestyle accessories for all new experiences on the water. Packages include JetFish and Lounging so whether you want to catch the next big one or chill in style and comfort, this brand new line of accessories powers a new passion for what you can do on the water.

-Versatile multi-use platform to enhance on-water versatility.

-Full-length reboarding ladder integration.

-Has tracks to accept other accessories.

-Has MarineMat deck.

-Has 4 cleats to accept Multi-Use Rack and/or other accessories.

FX Recdeck

F3X-U53A0-V0



RECDECK MULTI-USE RACK

The Multi-Use Rack links with the RecDeck

Platform to secure coolers and also serves as the seat structure for the Lounge Package.

-The Multi-Use Rack is width adjustable up to 72 [cm].

-Has mounting holes on the side to accept rod holders and other accessories.

WR - Recdeck Multi-use Rack

F3X-F48A0-V0

COOLER SADDLE BAGS

Designed to be used with the RecDeck Multi-Use Rack, these saddlebags attach via Velcro straps for easy on/off attachment. The cooler insulated space allows the bags to be used as a lunchbox or to stow frequently used items while on the water.

-Has 5 [l] capacity.

Cooler Saddle Bag

F3X-F847U-V0





ROD HOLDER

Fishing rod holder that mounts to the track on the RecDeck
 -Removable.
 -Adjustable.

Track mounted Rod holder

MWV-RAMTU-TK-22

MOORING COVER

Protects the units and the RecDeck during storage and transportation.

- UV Resistant.
- Wear resistant.

Recdeck Mooring cover

MWV-CVRFX-RD-21



JETFISH PACKAGE

Everything you need for your fishing needs.

- Rack.
- Hard cooler.
- Two rod holders.
- Two cup holders.
- Two rail mounted shackles.
- Cargo straps.

Premium Jetfish package

F3X-U5909-V0-00

LOUNGE PACKAGE

Lounge seat for the recdeck.

- Folding Chair.
- Two saddlebags.

Recdeck lounge package

F3X-U3730-V0-00





YAM Boats Accessories

PART NAME	MODEL	PART NUMBER	T-Series		S-Series			Air-Series				TAF-Series		
			200T	240T	275S	310S	340S	380S	240 Air	275 Air	310 Air (V)	270 Taf	310 Taf	350 Taf
JOCKEY SEAT FOR 2 PASSENGERS	310Taf/350Taf	SSCLA0002017	No	No	No	No	No	No	No	No	No	No	Yes	Yes
AL CONSOLE W/O SIDE SEAT WITH	310Taf	SSCLA0002020	No	No	No	No	No	No	No	No	No	No	Yes	Yes
AL CONSOLE WITH SIDE SEAT WITH	350Taf	SSCLA0002021	No	No	No	No	No	No	No	No	No	No	No	Yes
AL BACKSEAT FOR 2 PASSENGERS	310Taf/350Taf	SSCLA0002022	No	No	No	No	No	No	No	No	No	No	Yes	Yes
FOLDING BAG S BLUE	YAM-200T	SSCLH0001001	Yes	No	No	No	No	No	No	No	No	No	No	No
FOLDING BAG M BLUE	YAM-240T YAM-275/310S YAM-240/275/310Air V	SSCLH0001002	No	Yes	Yes	Yes	No	No	Yes	Yes	Yes	Yes	Yes	No
FOLDING BAG L BLUE	YAM-340/380S	SSCLH0001003	No	No	No	No	Yes	Yes	No	No	No	No	No	Yes
FLOOR FOLDING BAG EM BLUE	YAM-275/310S	SSCLH0001005	No	No	Yes	Yes	No	No	No	No	No	Yes	Yes	No
FLOOR FOLDING BAG EL BLUE	YAM-340/380S	SSCLH0001006	No	No	No	No	Yes	Yes	No	No	No	No	No	Yes
BOW COVER BLACK FOR 340/380S	YAM-340/380S	SSCLH0007303	No	No	No	No	Yes	Yes	No	No	No	No	No	Yes
BOW COVER BLACK FOR 240Air WITH SEA SMALL D-RING	YAM-240Air	SSCLH0007304	No	No	No	No	No	No	Yes	No	No	No	No	No
BOW COVER BLACK FOR 275/310S/275/310Air-V WITH SEA SMALL D-RING	YAM-275/310S YAM-275/310Air-V	SSCLH0007305	No	No	Yes	Yes	No	No	No	Yes	Yes	Yes	Yes	No
BOW COVER BLACK FOR 340/380S WITH SEA SMALL D-RING	YAM-340/380S	SSCLH0007306	No	No	No	No	Yes	Yes	No	No	No	No	No	Yes
BOAT COVER BLACK FOR 310S	YAM-310S	SSCLH0007403	No	No	No	Yes	No	No	No	No	No	No	Yes	No
BOAT COVER BLACK FOR 340S	YAM-340S	SSCLH0007404	No	No	No	No	Yes	No	No	No	No	No	No	Yes
BOAT COVER BLACK FOR 380S	YAM-380S	SSCLH0007405	No	No	No	No	No	Yes	No	No	No	No	No	No
BOAT COVER LIGHT GREY FOR 240Air	YAM-240Air	SSCLH0007412	No	No	No	No	No	No	Yes	No	No	No	No	No
BOAT COVER BLACK FOR 275S/275Air	YAM-275S YAM-275Air	SSCLH0007413	No	No	Yes	No	No	No	No	Yes	No	Yes	No	No
BOAT COVER BLACK FOR 310S/310Air V	YAM-310S YAM-310Air V	SSCLH0007414	No	No	No	Yes	No	No	No	No	Yes	No	Yes	No
BOAT COVER BLACK FOR 340S	YAM-340S	SSCLH0007415	No	No	No	No	Yes	No	No	No	No	No	No	Yes
BOAT COVER BLACK FOR 380S	YAM-380S	SSCLH0007416	No	No	No	No	No	Yes	No	No	No	No	No	No
BOAT COVER LIGHT GREY FOR 200T	YAM-200T	SSCLH0007421	Yes	No	No	No	No	No	No	No	No	No	No	No
BOAT COVER LIGHT GREY FOR 240T	YAM-240T	SSCLH0007422	No	Yes	No	No	No	No	No	No	No	No	No	No
BOAT COVER GREY PVC FABRIC	YAM-310S YAM-310Air V	SSCLH0007425	No	No	No	Yes	No	No	No	No	Yes	No	Yes	No
BOAT COVER GREY PVC FABRIC	YAM-340S	SSCLH0007426	No	No	No	No	Yes	No	No	No	No	No	No	Yes
SADDLE BAG BLACK LOGO 75CM	YAM-240/275S YAM-310Air V	SSCLH0007501	No	Yes	Yes	No	No	No	No	No	Yes	Yes	Yes	Yes
SADDLE BAG BLACK WITH LOGO FOR SEAT 75CM	YAM-275/310/340/380S YAM-240/275/310Air V	SSCLH0007504	No	No	Yes	Yes	Yes	Yes	Yes	Yes	Yes	Yes	Yes	Yes
MANOTER WITH RUBBER PROTECTION FOR VALVE	YAM-275/310/340/380S YAM-240/275/310Air V	SSCL00024102	Yes		No	No	Yes	Yes	Yes	Yes	Yes	Yes	Yes	No



YAM Boats Parts

More Spare parts can be found YPEC. Under tab Others/OEM				T-Series	S-Series					Air-Series			TAF-Series			
PART NAME	MODEL	PART NUMBER	show?	PHOTO	200T	240T	275S	310S	340S	380S	240 Air	275 Air	310 Air (V)	270 Taf	310 Taf	350 Taf
VALVE ASS'Y BLACK	YAM-200/240T YAM-275/310/340/380S YAM-240/275/310Air V	SSCL00009112	y		Yes	Yes	Yes	Yes	Yes	Yes	Yes	Yes	Yes	Yes	Yes	Yes
VALVE TOOL	YAM-200/240T YAM-275/310/340/380S YAM-240/275/310Air V YAM-270Taf/310Taf/350Taf	SSCL00009130	y		Yes	Yes	Yes	Yes	Yes	Yes	Yes	Yes	Yes	Yes	Yes	Yes
OAR STOPPER BLACK	YAM-200T,YAM-240T	SSCL00010210	y		Yes	Yes	No	No	No	No	No	No	No	No	No	No
OAR 132cm BLACK	YAM-200T	SSCL00010345	y		Yes	No	No	No	No	No	No	No	No	No	No	No
OAR 162cm BLACK	YAM-240T 275/310/340/380S YAM-240/275/310Air V YAM-270Taf/310Taf/350Taf	SSCL00010350	y		No	Yes	Yes	Yes	Yes	Yes	Yes	Yes	Yes	Yes	Yes	Yes
PVC HOOK GREY	YAM-200/240T YAM-275/310/340/380S YAM-240/275/310Air V YAM-270Taf/310Taf	SSCL00021202	y		Yes	Yes	Yes	Yes	Yes	Yes	Yes	Yes	Yes	Yes	Yes	No
AL JOINER CAP LEFT	YAM-275/310/340S	SSCL00022207	y		No	No	Yes	No	No	No	No	No	No	No	No	No
AL JOINER CAP RIGHT	YAM-275/310/340S	SSCL00022208	y		No	No	Yes	No	No	No	No	No	No	No	No	No
AL JOINER CAP RIGHT FOR YAM380S	YAM-380S	SSCL00022209	y		No	No	No	No	No	Yes	No	No	No	No	No	No
AL JOINER CAP LEFT FOR YAM380S	YAM-380S	SSCL00022210	y		No	No	No	No	No	Yes	No	No	No	No	No	No
GLUE 30G	YAM-200/240T YAM-275/310/340/380S YAM-240/275/310Air V YAM-270Taf/310Taf/350Taf	SSCL00023102	y		Yes	Yes	Yes	Yes	Yes	Yes	Yes	Yes	Yes	Yes	Yes	Yes
REPAIR KIT FOR ALL MODEL	YAM-200/240T YAM-275/310/340/380S YAM-240/275/310Air V YAM-270Taf/310Taf/350Taf	SSCL00023110	y		Yes	Yes	Yes	Yes	Yes	Yes	Yes	Yes	Yes	Yes	Yes	Yes
MANOTER WITH RUBBER PROTECTION FOR VALVE	YAM-275/310/340/380S YAM-240/275/310Air V	SSCL00024102	y		No	No	Yes	Yes	Yes	Yes	Yes	Yes	Yes	No	No	No
EYE NUT ON THE TRANSOM	YAM-275/310/340/380S YAM-240/275/310Air V	SSCL00026302	y		No	No	Yes	Yes	Yes	Yes	Yes	Yes	Yes	No	No	No
TANK REST BLACK WITH BUCKLE 40mm	275/310/340/380S YAM-240/275/310Air V YAM-310Taf/350Taf	SSCL00029403	y		No	No	Yes	Yes	Yes	Yes	Yes	Yes	Yes	No	Yes	Yes
VELCRO SYSTEM L/GREY	YAM-275/310/340/380S YAM-240/275/310Air V YAM-270Taf/310Taf/350Taf	SSCL00047022	y		No	No	Yes	Yes	Yes	Yes	Yes	Yes	Yes	Yes	Yes	Yes
RUBBING ALL BLACK 6CM WIDTH	YAM-275/310/340/380S YAM-240/275/310Air V	SSCL00081010	y		No	No	Yes	Yes	Yes	Yes	Yes	Yes	No	No	No	No
LIFTING HANDLE FOR FABRIC BLACK	YAM-275/310/340/380S YAM-240/275/310Air V YAM-270Taf/310Taf/350Taf	SSCL00111001	y		No	No	Yes	Yes	Yes	Yes	Yes	Yes	Yes	Yes	Yes	Yes
LIFTING HANDLE FOR FABRIC L/GREY(small)	YAM-200T,YAM-240T	SSCL00111003	y		Yes	Yes	No	No	No	No	No	No	No	No	No	No
LIFTING HANDLE FOR FABRIC L/GREY(big)	YAM-275/310/340/380S YAM-240/275/310Air V YAM-270Taf/310Taf/350Taf	SSCL00111004	y		No	No	Yes	Yes	Yes	Yes	Yes	Yes	Yes	Yes	Yes	Yes
HEXAGON DRAIN PLUG ASSY BLACK	YAM-200/240T YAM-275/310/340/380S YAM-240/275/310Air V YAM-270Taf/310Taf/350Taf	SSCL00181021	y		Yes	Yes	Yes	Yes	Yes	Yes	Yes	Yes	Yes	Yes	Yes	Yes
AL SEAT 85CM WITH SLIDING SEAT HOOK	YAM-350Taf	SSCL00200267	y		No	No	No	No	No	No	No	No	No	No	No	Yes
TOWING ROPE 4.0M BLACK	YAM-200/240T YAM-275/310/340/380S YAM-240/275/310Air V YAM-270Taf/310Taf/350Taf	SSCL00311057	y		Yes	Yes	Yes	Yes	Yes	Yes	Yes	Yes	Yes	Yes	Yes	Yes
SEAT PATCH(G), L/GREY	YAM-200/240T YAM-275/310/340/380S YAM-240/275/310Air V YAM-270Taf/310Taf	SSCL00450012	y		Yes	Yes	Yes	Yes	Yes	Yes	Yes	Yes	Yes	Yes	Yes	No
SUPER D RING PATCH L/GREY	YAM-275/310/340/380S YAM-240/275/310Air V	SSCL00450021	y		No	No	Yes	Yes	Yes	Yes	Yes	Yes	Yes	No	No	No
LARGE D RING PATCH, GREY	YAM-200/240T YAM-275/310/340/380S YAM-240/275/310Air V YAM-270Taf/310Taf/350Taf	SSCL00450031	y		Yes	Yes	Yes	Yes	Yes	Yes	Yes	Yes	Yes	Yes	Yes	Yes
SMALL D RING PATCH GREY	YAM-275/310/340/380S YAM-240/275/310Air V YAM-270Taf/310Taf/350Taf	SSCL00450051	y		No	No	Yes	Yes	Yes	Yes	Yes	Yes	Yes	Yes	Yes	Yes
MEDIUM D RING PATCH GREY	YAM-200/240T YAM-275/310/340/380S YAM-240/275/310Air V	SSCL04500411	y		Yes	Yes	Yes	Yes	Yes	Yes	Yes	Yes	Yes	No	No	No
LOCK BASE BLACK	YAM-200/240T YAM-275/310/340/380S YAM-240/275/310Air V YAM-270Taf/310Taf/350Taf	SSCL10101161	y		Yes	Yes	Yes	Yes	Yes	Yes	Yes	Yes	Yes	Yes	Yes	Yes
OAR LOCK ASS'Y BLACK	YAM-200/240T YAM-275/310/340/380S YAM-240/275/310Air V YAM-270Taf/310Taf/350Taf	SSCL101010074	y		Yes	Yes	Yes	Yes	Yes	Yes	Yes	Yes	Yes	Yes	Yes	Yes

CAP BLACK	YAM-200/240T YAM-275/310/340/380S YAM-240/275/310Air V YAM-270Taf/310Taf/350Taf	SSCL01010123	y			Yes	Yes	Yes	Yes	Yes	Yes	Yes	Yes	Yes	Yes	Yes
LOCK PIN BLACK	YAM-200/240T YAM-275/310/340/380S YAM-240/275/310Air V YAM-270Taf/310Taf/350Taf	SSCL01010135	y			Yes	Yes	Yes	Yes	Yes	Yes	Yes	Yes	Yes	Yes	Yes
ROD BLACK	YAM-200/240T YAM-275/310/340/380S YAM-240/275/310Air V	SSCL01010141	y			Yes	Yes	Yes	Yes	Yes	Yes	Yes	Yes	Yes	Yes	Yes
HALKEY PUMP ASS'Y	YAM-200T/240T	SSCL01910011	y			Yes	Yes	No	No	No	No	No	No	No	No	No
HALKEY PUMP ASS'Y	YAM-275/310/340/380S	SSCL01910022	y			No	No	Yes	Yes	Yes	No	No	No	No	No	No
HIGH PRESSURE PUMP ASS'Y	YAM-240/275/310Air V YAM-270Taf/310Taf/350Taf YAM-275/310S	SSCL01910051	y			No	No	No	No	No	Yes	Yes	Yes	Yes	Yes	Yes
AL FLOOR GUARD 28*6CM		SSCLB0501033	y			No	No	Yes	Yes	No	No	No	No	No	No	No
AL FLOOR GUARD 33*6CM	YAM-340/380S	SSCLB0501034	y			No	No	No	No	Yes	Yes	No	No	No	No	No
ALLUMINIUM FLOOR SET FOR 275S	YAM-275S	SSCLC0001006	y			No	No	Yes	No	No	No	No	No	No	No	No
ALLUMINIUM FLOOR SET FOR 340S	YAM-340S	SSCLC0001095	y			No	No	No	No	Yes	No	No	No	No	No	No
ALLUMINIUM FLOOR SET FOR 380S	YAM-380S	SSCLC0001096	y			No	No	No	No	No	Yes	No	No	No	No	No
STRINGER 700mm YAM340S	YAM-340S	SSCLC0004001	y			No	No	No	No	Yes	No	No	No	No	No	No
STRINGER 900mm YAM 275S 340S	YAM-275/340S	SSCLC0004008	y			No	No	Yes	No	Yes	No	No	No	No	No	No
NEW STYLE STRINGER 750mm YAM380S	YAM-380S	SSCLC0004101	y			No	No	No	No	No	Yes	No	No	No	No	No
NEW STYLE STRINGER 1100mm YAM380S	YAM-380S	SSCLC0004103	y			No	No	No	No	No	Yes	No	No	No	No	No
STRINGER 1100mm YAM310S	YAM-310S	SSCLC0004113	y			No	No	No	Yes	No	No	No	No	No	No	No
AL SEAT 85CM WITH PVC HOOK	YAM-270Taf/310Taf	SSCLD0001002	y			No	No	No	No	No	No	No	No	No	Yes	Yes
SLIDING SEAT PATCH BLACK	YAM-350Taf	SS-CLD0002048	y			No	No	No	No	No	No	No	No	No	No	Yes
WOODEN SEAT 100CM L/ GREY	YAM-340/380S	SSCLD0200361	y			No	No	No	No	Yes	Yes	No	No	No	No	No
WOODEN SEAT 75CM L/GREY	YAM-200T YAM-240Air	SSCLD0200561	y			Yes	No	No	No	No	No	Yes	No	No	No	No
WOODEN SEAT 85CM L/GREY	YAM-240T YAM-275/310S YAM-275/ 310Air V	SSCLD0200661	y			No	Yes	Yes	Yes	No	No	No	Yes	Yes	No	No







YAMALUBE®

Yamalube lubricants and Careline marine products

FOR THE SMOOTH, LONG TERM RELIABILITY OF YOUR YAMAHA, THERE'S SIMPLY NOTHING BETTER!

Yamalube marine lubricants are specifically formulated for Yamaha outboard engines and personal watercraft - and tested to levels they would never normally experience in the hands of an owner. The result is a smoother, more confident ride every time you hit the water.

QUALITY PROTECTION FOR EXTREME CONDITIONS

Yamalube is designed to work at its best under pressure - the sort it will face every day in Yamaha's mighty XTO.

HELPING ENGINES TO LIVE LONGER

By minimizing engineering enemies like spark-plug fouling, ring-sticking and pre-ignition, Yamalube oil protects engines better - for longer.

KEEPING YOUR ENGINE CLEANER

The powerful, efficient action of the anti-oxidants in Yamalube marine lubricants keep engine components clean and prevent the formation of sludge.

ANTI-CORROSION AND ANTI-RUST

Special features fight corrosion and rust, ensuring maximum protection of the engine's internal components against the hazards of the marine environment.

FORMULATED TO NMMA STANDARDS

To be certified by the NMMA (National Marine Manufacturers Association) engine oils must meet their stringent standards for viscosity, corrosion, filter-plugging, foaming and aeration.





YAMALUBE 4-S SYNTHETIC MARINE OIL

This high-performance motor oil, has been developed for 4-stroke outboard motors and 4-stroke Yamaha personal watercraft.

FEATURES & BENEFITS

Good anti-wear protection

Powerful anti-oxidant action to protect engine parts and keep them clean

Long lasting protection against engine stress, resulting in smooth operation of the engine

Improved detergency and dispersancy to keep the engine clean and preserve its power & fuel efficiency

Good anti-corrosion and anti-foaming properties

To give your customer the best possible advice, please see the Yamalube application charts.



SPECIFICATIONS

STANDARDS: Approved as FC-W Catalyst Compatible™, a New FC-W Specification, Issued in 2009 by NMMA (National Marine Manufacturers Association) – the only approved 5W30 oil available in the market.

Oil GRADE	SAE	5W-30
Colour	Visual	Brown
Density at 15°C (59°F)	ASTM D1298	0.853 g/cm ³
Kinematic viscosity at 100°C (212°F)	ASTM D445	11.20 mm ² /s
Viscosity index	ASTM D2270	259
Flash point	ASTM D92	225°C
Pour point	ASTM D97	-45°C
Total Base Number	ASTM D2896	7.50 mg KOH/g





YAMALUBE 4-S SUPER SYNTHETIC MARINE OIL

Very high performance motor oil specially developed for 4-stroke outboard motors.

FEATURES & BENEFITS

Approved in rust test and corrosion standard, as specified by the NMMA

Improved fuel economy

Advanced anti-wear protection

Powerful anti-oxidant action to protect engine parts and keep them clean

Unique corrosion inhibitor protects the vital engine parts against the marine environment - both when running and at idle

Good detergency & dispersancy to clean the engine and preserve its power

Excellent shear stability to ensure good lubrication under all conditions

To give your customer the best possible advice, please see the Yamalube application charts.



SPECIFICATIONS

STANDARDS: Officially approved as FC-WTM by NMMA (National Marine Manufacturers Association)

Oil GRADE	SAE	10W-30
Colour	Visual	Brown
Density at 15°C (59°F)	ASTM D1298	0.879 g/cm ³
Kinematic viscosity at 100°C (212°F)	ASTM D445	10.8 mm ² /s
Viscosity index	ASTM D2270	145
Flash point	ASTM D92	225°C
Pour point	ASTM D97	-37.5°C
Total Base Number	ASTM D2896	6.88 mg KOH/g
Sulphated ash	ASTM D874	0.76 mass %





YAMALUBE 4-S SYNTHETIC MARINE OIL

This high-performance motor oil, has been developed for 4-stroke outboard motors and 4-stroke Yamaha personal watercraft.

FEATURES & BENEFITS

Good anti-wear protection

Powerful anti-oxidant action to protect engine parts and keep them clean

Long lasting protection against engine stress, resulting in smooth operation of the engine

Improved detergency and dispersancy to keep the engine clean and preserve its power & fuel efficiency

Good anti-corrosion and anti-foaming properties

To give your customer the best possible advice, please see the Yamalube application charts.



SPECIFICATIONS

STANDARDS: Exceeds API SJ standards

OIL GRADE	SAE	10W-30	10W-40
Colour	Visual	Brown	Brown
Density at 15°C (59°F)	ASTM D1298	0.880 g/cm ³	0.879 g/cm ³
Kinematic viscosity at 100°C (212°F)	ASTM D445	10.8 mm ² /s	13.4 mm ² /s
Viscosity index	ASTM D2270	147	155
Flash point	ASTM D92	224°C	220°C
Pour point	ASTM D97	-40°C	-40°C
Total Base Number	ASTM D2896	7.64 mg KOH/g	7.61 mg KOH/g
Foam sequence II	ASTM D892	20/0 ml max.	20/0 ml max.
Sulphated ash	ASTM D874	1.0 mass %	1.02 mass %





YAMALUBE 2-W ENGINE OIL

A premium semi-synthetic oil, specially developed, tested and approved by Yamaha for 2-stroke Yamaha personal watercraft engines

FEATURES & BENEFITS

Low ash minimizes plug fouling and pre-ignition

Detergent/dispersant formulation to minimise deposits on pistons and cylinder rings

Good lubricity and anti-scuffing protection for smooth engine operation

Good anti-corrosion and anti-rust capability

Reduces production of exhaust smoke

To give your customer the best possible advice, please see the Yamalube application charts.



SPECIFICATIONS

Colour	Visual	Purple
Density at 15°C (59°F)	ASTM D1298	0.8628 g/cm ³
Kinematic viscosity at 100°C (212°F)	ASTM D445	6.74 mm ² /s
Viscosity index	ASTM D2270	136
Flash point	ASTM D92	96°C
Pour point	ASTM D97	-42°C
Total Base Number	ASTM D2896	1.6 mg KOH/g





YAMALUBE 2-M SUPER ENGINE OIL

High quality special formulation for 2-stroke marine engines. Developed, tested and approved by Yamaha.

FEATURES & BENEFITS

High quality anti-wear formula to protect against piston binding

Enhances the cleanliness of engine components - particularly the piston and exhaust port - and prevents sludge formation

Outstanding anti-corrosion and anti-rust capability to provide protection for the engine components

Lowers exhaust smoke by burning without leaving sticky deposits

Reduces ring-sticking, spark plug fouling and pre-ignition

Withstands the high temperatures and pressures found in modern engines - low aquatic toxicity

To give your customer the best possible advice, please see the Yamalube application charts.



SPECIFICATIONS

Colour	Visual	Dark Green
Density at 15°C (59°F)	ASTM D1298	0.8714 g/cm ³
Kinematic viscosity at 100°C (212°F)	ASTM D445	6.807 mm ² /s
Viscosity index	ASTM D2270	145
Flash point	ASTM D92	88°C
Pour point	ASTM D97	-45°C
Total Base Number	ASTM D2896	10.7 mg KOH/g

YAMALUBE SAE90 GL5 GEAR OIL

This top-performance gear oil was mainly developed to meet the demands of our V8 F350 outboard engine, and is therefore the natural choice for all sterndrive gear cases. Developed, tested and approved by Yamaha.

FEATURES & BENEFITS

Extreme pressure and anti-wear properties give good gear performance under heavy loads and repeated shocks.

Provides very good rust protection against the harsh conditions of the marine environment

High oxidation stability and thermal resistance helps prevent the formation of deposits around seals

Smooth, easy gear shifting is ensured, both at high and low temperatures

Designed to control foaming in the gear case

Retains viscosity and leaves a protective oil film on all surfaces

To give your customer the best possible advice, please see the Yamalube application charts.



SPECIFICATIONS

STANDARDS: Equivalent to API GL5 specifications

OIL Grade	SAE90	GL5
Colour	Visual	Brown
Density at 15°C (59°F)	ASTM D1298	0.899 g/cm3
Kinematic viscosity at 100°C (212°F)	ASTM D445	16.55 mm2/s
Viscosity index	ASTM D2270	98
Flash point	ASTM D92	232°C
Pour point	ASTM D97	-18°C
Total Acid Number	ASTM D664	2.23 mg KOH/g
Foam sequence II	ASTM D892	10/0 ml max.

YAMALUBE SAE90 GL4 GEAR OIL

A premium quality gear oil developed for all outboard gear cases. Developed, tested and approved by Yamaha.

FEATURES & BENEFITS

Better cold flow characteristics ensure easier engine starting

Excellent viscosity stability in use, with reduced friction

Exceptional anti-wear and anti-corrosion protection to prolong engine life

Good anti-oxidant action and detergency to protect engine parts and keep them clean

Strong dispersancy to keep carbon particles in suspension and prevent the build-up of damaging sludge

To give your customer the best possible advice, please see the Yamalube application charts.



SPECIFICATIONS

STANDARDS: Equivalent to API CF specifications

OIL Grade	SAE90	GL4
Colour	Visual	Brown
Density at 15°C (59°F)	ASTM D1298	0.895 g/cm3
Kinematic viscosity at 100°C (212°F)	ASTM D445	15.22 mm2/s
Viscosity index	ASTM D2270	97
Flash point	ASTM D92	224°C
Pour point	ASTM D97	-18°C
Total Acid Number	ASTM D664	1.06 mg KOH/g
Foam sequence II	ASTM D892	10/0 ml max.

YAMALUBE GEAR OIL PUMP

This handy pump makes light work of gearbox oil changes on outboards. Designed to fit the Yamalube 1 Litre gear oil containers, it comes complete with adapters to fit the gearbox fillers on all Yamaha models, as well as most other leading brands.

FEATURES & BENEFITS

Simple and compact

Easy operation



PACKAGING SIZE	CONTAINER TYPE	PACK LOT	PART NUMBER
1 Pcs		1x	YMD-GL4PM-P1-00

YAMALUBE LICAL GREASE

Premium multi-purpose grease - combining the advantages of both lithium and calcium - dispersed in highly refined base oils. It contains anti-wear and extreme pressure additives, anti-oxidants and corrosion inhibitors. Developed, tested and approved by Yamaha.

FEATURES & BENEFITS

Mixability with almost all other conventional soap greases

Excellent mechanical stability prevents ejection - or losses of consistency - even under severe operating conditions

Very good pumpability

Does not contain lead or other heavy metals considered harmful to health or the environment

Outstanding water-resistance. In fact, no significant change in performance has been observed, even when this grease has been deliberately contaminated with water

Can help to lower maintenance costs

Equivalent to ISO 6743-9: L-XBDHB 2 and DIN 51 502: KP2K – 25 standards



PACKAGING SIZE	CONTAINER TYPE	PACK LOT	PART NUMBER
250 ML	Tube	12x	YMD-69010-0T-A3
400 GR	Cartridge	1x	YMD-69010-0C-02

YAMALUBE HYDRAULIC STEERING FLUID

Yamalube Hydraulic Steering Fluid is a perfectly blended oil that combines corrosion inhibitors, anti-wear agents and viscosity stabilizers with the aim of extending the longevity and quality of your boat's steering system performance.

FEATURES & BENEFITS

- protection against wear and corrosion
- high shear stability
- excellent low-temperature properties
- excellent ageing behaviour
- high thermal stability
- excellent shifting properties
- broad application spectrum



PACKAGING SIZE	Container Type	PACK LOT	PART NUMBER
1 L	Bottle	12x	YMD-65049-17-20

YAMALUBE POWER TRIM & TILT FLUID

Yamalube Power Trim & Tilt Fluid is a multigrade hydraulic oil with a high viscosity index. This premium formula is non-foaming and resists heat and pressure found in power trim & tilt and power steering systems. Excellent for smooth quiet operation and reduced wear.

FEATURES & BENEFITS

- excellent wear protection
- best viscosity / temperature behavior
- Multigrade hydraulic oil
- no drop in the HV index (high viscosity)
- excellent protection against corrosion
- low pour point
- excellent shear stability
- high pressure properties



PACKAGING SIZE	Container Type	PACK LOT	PART NUMBER
1 L	Bottle	12x	YMD-65049-17-80

YAMALUBE POWER TRIM & TILT FLUID BIO

Sustainability is one of the key elements we are considering with all new additions. We therefore introduce this environmentally acceptable lubricant (EAL).

Environmentally Safe Lubricants are defined as biodegradable, non-bioaccumulative and minimally harmful to the aquatic environment.

Yamalube Power Trim & Tilt Fluid BIO is a rapidly biodegradable, fully synthetic hydraulic oil.

3 to 5 times longer service life possible and is miscible with comparable products and mineral oil-based hydraulic oils.

FEATURES & BENEFITS

- rapidly biodegradable
- designed for long-life use
- very wide temperature range
- very good filterability
- very high shear stability (stay in grade)
- very high wear protection
- Very good material compatibility, especially with regard to seals and elastomers



PACKAGING SIZE	Container Type	PACK LOT	PART NUMBER
1 L	Bottle	12x	YMD-65049-18-50

YAMALUBE EFI STORAGE FOGGING OIL 1L

designed to lubricate, prevent rust and protect internal engine components.

Yamalube Engine Fogging Oil offers superior film retention, providing long-term protection against corrosion and dry starts, extending engine life and reducing operating expense.

Excellent for winter storage and during extended storage periods.



PACKAGING SIZE	Container Type	PACK LOT	PART NUMBER
1L	Bottle	12	YMD-65049-18-70



YAMALUBE STORAGE FOGGING OIL STOR-RITE



PACKAGING SIZE	Container Type	PACK LOT	PART NUMBER
300 ML	Aerosol can	12x	YMD-65049-18-80

YAMALUBE FUEL STABILIZER

A fuel oxidation protection, binds water and protects the system from rust and corrosion. For petrol and diesel systems.



PACKAGING SIZE	Container Type	PACK LOT	PART NUMBER
125 ML	bottle	12x	YMD-65049-18-60

YAMALUBE SYSTEM GUARD

Cleans the entire fuel system and dissolves deposits. Improves corrosion protection and binds water. Long-term effect.



PACKAGING SIZE	Container Type	PACK LOT	PART NUMBER
125 ML	bottle	12x	YMD-65049-19-80

A full maintenance at your official YAMAHA dealer is not a SIMPLE oil exchange !

- Check/Replace Timing belt
- Replace filter OCV
- Check fuel/oil leakage
- Check and replace the thermostat
- Check/Adjust/replace Fuel filter
- Check internal anodes
- Check cooling water leakage
- Replace sparkplugs
- Spray surface protection
- Check Wiring harness connections/ Wiring coupler connections
- Change engine oil filter
- Check cowling clamp
- Check tightening of general bolts
- Check pilot water
- Check greasing point
- Replace engine oil gasket
- Apply grease to engine shaft grooves
- Replace engine oil
- Check/Adjust PTT oil level
- Check exhaust leakage
- Check gear oil leakage
- Check impeller Water pump housing
- Replace gear oil gaskets
- Replace impeller Water pump housing
- Remplacer le joint de vidange/ remplissage d'huile d'embase
- Check/Replace external anodes
- Reset maintenance alarm on hourmeter
- Check/Apply grease to propeller shaft
- Connect YDIS : read and save the engine ECU memory
- Check/Apply grease to SDS system
- Rinse the cooling system with fresh water during 1 hour
- Check/Replace Propeller/ Propeller nut/ Cotter pin
- Check applicable improuvent campaign or recall

Liste non exhaustive, périodicité et informations complémentaires auprès de votre concessionnaire agréé.

YAMALUBE CONTACT CLEANER

A non-chlorinated degreasing agent which removes persistent dirt, grease and grime from contacts, electrical systems and spark plugs.

FEATURES & BENEFITS

The exclusive formula replaces standard chlorinate-based cleaners and is therefore less aggressive to some plastics.

APPLICATION

Spray from a short distance directly onto dirty areas

Allow approximately 10 seconds to dry

Finish drying off with a rag or compressed air



PACKAGING SIZE	CONTAINER TYPE	PACK LOT	PART NUMBER
400 ML	Aerosol can	12x	YMD-65049-A0-93

YAMALUBE CARBURETTOR & INJECTOR CLEANER

A powerful formula, specially developed to eliminate deposits and varnish on butterfly valves, throttle-chambers, nozzles, tanks, floats, and venturi tubes.

FEATURES & BENEFITS

Reduces fuel consumption while increasing engine performance. It also helps the engine idle more evenly and improves acceleration - clean engines last longer too!

APPLICATION

With the engine turned off, spray the Yamalube Carburettor & Injector Cleaner into the air intake pipe

Leave for 10 minutes

Repeat with the engine on, spraying the product directly onto nozzles, throttle-chambers etc.



PACKAGING SIZE	CONTAINER TYPE	PACK LOT	PART NUMBER
400 ML	Aerosol can	12x	YMD-65049-A1-03



YAMALUBE PAINT & PLASTIC POLISH

The powered vehicle industry uses more and more high-quality metal, plastic and Perspex parts, treated with different paints, varnish, dyes and finishes. Yamalube Paint & Plastic Polish restores and maintains a deep gloss on almost any smooth surface.

FEATURES & BENEFITS

Removes fine scratches, treats matt areas and revitalizes colours

Economical - easy to handle and use

Solvent-free

Water-repellent

APPLICATION

Shake well before use. Apply sparingly with a cloth or polishing swab.

Polish off with a soft polishing cloth

For surfaces, such as:

- Lacquered metal parts (uni-colour, multi-colour, metallic paints)
- Dyed or varnished smooth plastic parts
- Perspex panels
- Airbrushed, weathered or refurbished paint
- Decorative stickers and decals - it will not remove them



PACKAGING SIZE	Container Type	PACK LOT	PART NUMBER
500 ML	Sprayer	6	YMD-65049-18-30
500 ML	Sprayer	6	YMD-65049-19-50

YAMALUBE CLEANING GEL

This cleaning gel is designed for use on all components to remove dirt, grime and grease quickly and efficiently. Its gentle acid and alkaline-free formula ensures that there's no risk of damage or staining.

FEATURES & BENEFITS

Removes the toughest contaminants actively and without residue

Incorporates anti-corrosion additives

Adheres strongly, even to vertical surfaces

Dries without residue and leaves a lasting shine

APPLICATION

Spray the entire vehicle with Yamalube Cleaning Gel, let it work in for 5 minutes, then rinse down thoroughly with a strong water jet

For extreme contamination (e.g. chain grease or encrusted oil) leave it to work for up to 30 minutes after application before thoroughly rinsing down, until there is no more noticeable foaming - if necessary, a sponge can be used to remove the toughest blemishes or dirt.

Do not use under hot sun or apply to heated surfaces!



TYPE	PACKAGING SIZE	CONTAINER TYPE	PACK LOT	PART NUMBER
Pro-Active Cleaning Gel	500 ML	Bottle	6x	YMD-65049-18-90
Pro-Active Cleaning Gel	20 L	Barrel	1x	YMD-65049-19-00
Tap for 25 L barrel	1 Pcs		3x	YMD-65049-P0-21

YAMALUBE PARTS CLEANER

Yamalube Parts Cleaner is a potent multipurpose degreaser designed to clean and degrease metal parts.

FEATURES & BENEFITS

Brings engine back to its original appearance

Effectively dissolves and removes stains, dirty grease, oil, fuel and grime without the need for water

Safe on most rubber, plastic and painted metal surfaces

APPLICATION

Spray 20 cm from the surface

Allow approximately 10 seconds to dry

Respray on very dirty areas



PACKAGING SIZE	CONTAINER TYPE	PACK LOT	PART NUMBER
400 ML	Aerosol can	12x	YMD-65049-A0-72

YAMALUBE WEATHER PROTECTION SPRAY

Suitable for: Rust and corrosion, caused by wetness and humidity, eat away at metal parts thus reducing its value and appeal. Not many know there is a reliable and effective protection against it. Yamalube Weather Protection Spray protects and prevents metal parts from corrosion.

FEATURES & BENEFITS

With regular use, reliably protects all metal parts of the vehicle against corrosion and stops existing corrosion in its tracks

Forms a "self-healing", transparent protective film that closes immediately again after being touched, making it better than wax

Perfect for winter lay-up to protection

Lubricates and displaces moisture

APPLICATION

Shake the can before use. Only apply the product to clean, dry surfaces

Spray on the product evenly and sparingly, or apply with a soaked cloth, and wipe down with a soft cloth afterwards. For winter lay-up, spray on generously (without wiping off)

Tip: The product can be easily removed with Yamalube Cleaning Gel

Note: Do not spray on hot surfaces!



PACKAGING SIZE	CONTAINER TYPE	PACK LOT	PART NUMBER
300 ML	Aerosol can	6x	YMD-65049-19-10

YAMALUBE SILICON SPRAY

Black engine parts often suffer from dulling as a result of the harsh environment to which they are exposed and especially from the effect of sun-bleaching. Yamalube Silicon Spray restores and refreshes sun-bleached parts while protecting plastics.

FEATURES & BENEFITS

Yamalube Silicon Spray serves to optically refurbish:

- Greyed and bleached metal parts painted or unpainted (e.g. engine block, engine side covers, etc.)
- Rough and varnished plastic and rubber parts

APPLICATION

Wash thoroughly with Yamalube Cleaning Gel and then chamois it down

Shake the can well and spray on a thin, even coat from about 20 cm away. Then allow to dry thoroughly

Wipe down any smooth plastic parts, such as linings, with an absorbent cloth after application

Note: To protect surfaces that may not be treated, with a soaked cloth. Do not spray directly onto these parts!



PACKAGING SIZE	CONTAINER TYPE	PACK LOT	PART NUMBER
300 ML	Aerosol can	6x	YMD-65049-19-60

Application charts for Yamalube marine products

YAMALUBE LUBRICANTS FOR: OUTBOARD ENGINES, WAVERUNNERS AND HYDRADRIVE (STERNDRIVE) ENGINES

APPLICATION	SAE	AVAILABLE PACKAGING SIZE	CONTAINER TYPE	PACK LOT	PART NUMBER
4-S Fully Synthetic Marine Oil					
4-stroke engines	5W-30	1 L	Bottle	12x	YMD-63080-01-00
		4 L	Bottle	4x	YMD-63080-04-00
4-S Super Synthetic Marine Oil					
4-stroke engines	10W-30	1 L	Bottle	12x	YMD-63070-01-00
		4 L	Bottle	4x	YMD-63070-04-00
		60 L	Barrel	1x	YMD-63070-60-00
4-S Synthetic Marine Oil					
4-stroke engines	10W-30	1 L	Bottle	12x	YMD-63050-01-00
		4 L	Bottle	4x	YMD-63050-04-00
		60 L	Barrel	1x	YMD-63050-60-00
		200 L	Drum	1x	YMD-63052-08-00
	10W-40	1 L	Bottle	12x	YMD-63060-01-00
		4 L	Bottle	4x	YMD-63060-04-00
		60 L	Barrel	1x	YMD-63060-60-00
		200 L	Drum	1x	YMD-63062-08-00
2-W engine oil					
2-stroke engines	NA	1 L	Bottle	12x	YMD-63023-01-10
		4 L	Bottle	4x	YMD-63023-04-00
2-M Super engine oil					
2-stroke engines	NA	1 L	Bottle	12x	YMD-63021-01-A4
		4 L	Bottle	4x	YMD-63021-04-01
		60 L	Barrel	1x	YMD-63021-60-04
Sterndrive diesel oil					
Sterndrive diesel engines	15W-40	1 L	Bottle	12x	YMD-63042-01-A3
		4 L	Bottle	4x	YMD-63042-04-01
		60 L	Barrel	1x	YMD-63042-60-01
SAE90 GL5 gear oil					
V8 F350 outboard engine & all sterndrive gear cases	NA	1 L	Bottle	12x	YMD-73011-10-03
		20 L	Barrel	1x	YMD-73011-20-03
		60 L	Barrel	1x	YMD-73011-60-02
		200 L	Drum	1x	YMD-73011-20-52
SAE90 GL4 gear oil					
All outboard gear cases	NA	250 ML	Tube	12x	YMD-73010-0T-A3
		1 L	Bottle	12x	YMD-73010-10-A3
		20 L	Barrel	1x	YMD-73010-20-03
		60 L	Barrel	1x	YMD-73010-60-02
		200 L	Drum	1x	YMD-73010-20-52

YAMALUBE CARELINE

APPLICATION	AVAILABLE PACKAGING SIZE	CONTAINER TYPE	PACK LOT	PART NUMBER
Lical Grease				
Outboard, personal watercraft and inboard gear cases	250 ML	Tube	12x	YMD-69010-0T-A3
	400 GR	Cartridge	12x	YMD-69010-0C-02
Gear Oil Pump				
Gear oil pump 1L	1 Pcs		1x	YMD-GL4PM-P1-00
<i>Yamalube Oil Funnel</i>			1x	<i>DBY-ACC50-50-46</i>
Grease WR No2				
Grease WR	200 GR	Tube	12x	90790-74068

YAMALUBE LUBRICANTS FOR: OUTBOARD ENGINES (BY MODEL)

HP	MODEL	ENGINE OIL				GEAR OIL		
		SAE	SAE	Yamalube TYPE	ENGINE OIL CHANGE QUANTITY (LITRE)	SAE	GRADE	LITRE
4-Stroke								
2.5	F2.5A	10W-30	10W-40	•	0.4	90	GL-4	0.75
4	F4A	10W-30	10W-40	•	0.5	90	GL-4	0.1
4 ~ 6	F4B / F5A / F6C	10W-30	10W-40	•	0.6	90	GL-4	0.1
6 ~ 8	F6B / F8C / F8F / FT8D / FT8G	10W-30	10W-40	•	0.8	90	GL-4	F: 0.15 / FT: 0.37
9.9	F9.9F / FT9.9G	10W-30	10W-40	•	0.8	90	GL-4	F: 0.15 / FT: 0.37
9.9 ~ 15	F9.9C / FT9.9D / F15A / F15B	10W-30	10W-40	•	1.2	90	GL-4	F: 0.25 / FT: 0.37
9.9 ~ 20	F9.9H / F13.5B / F15C / F20B / F20C	10W-30	10W-40	•	1.8	90	GL-4	0.3
20 ~ 25	F20D / F25D / FT25F	10W-30	10W-40	•	1.6	90	GL-4	F: 0.32 / FT: 0.43
25	F25G	10W-30	10W-40	•	1.1	90	GL-4	0.37
30 ~ 40	F30A / F30B / F40B / F40F	10W-30	10W-40	•	1.7	90	GL-4	0.43
30 ~ 40	F30B / F40F	10W-30	10W-40	•	1.7	90	GL-4	0.43
40 ~ 60	F40D / F50F / F50D / FT50C / F60C / FT50G / FT60T	10W-30	10W-40	•	2.1	90	GL-4	F: 0.43 / FT: 0.67
70	F70A	10W-30	10W-40	•	2.1	90	GL-4	0.67
80 ~ 100	F80B / F100D	10W-30	10W-40	•	3.7	90	GL-4	0.67
80 ~ 100	F80C / F100B	10W-30	10W-40	•	3.7	90	GL-4	0.76
115	F115A / FL115A	10W-30	10W-40	•	3.7	90	GL-4	F: 0.76 / FL: 0.72
115	F100F / F115B / FL115B / F130A	10W-30	10W-40	•	3.2	90	GL-4	F: 0.76 / FL: 0.72
150	F150A / FL150A / F150D / FL150D	10W-30	10W-40	•	4.7	90	GL-4	F: 0.98 / FL: 0.87
175	F175A	10W-30	10W-40	•	4.5	90	GL-4	0.98
200	F200F / FL200F / F200G / FL200G	10W-30	10W-40	•	4.5	90	GL-4	0.98
200	F200A / FL200A / F200B / FL200B / F200C / FL200C	10W-30	10W-40	•	4.7	90	GL-4	F: 1.15 / FL: 1.0
225	F225A / FL225A / F225B / FL225B	10W-30	10W-40	•	4.7	90	GL-4	F: 1.15 / FL: 1.0
225	F225C	10W-30	10W-40	•	4.7	90	GL-4	0.92
250	F250A / FL250A / F250B / FL250B	10W-30	10W-40	•	4.7	90	GL-4	F: 1.15 / FL: 1.0
225 ~ 300	F225F / FL225F / F250D / FL250D / F300B / FL300B	10W-30	10W-40	•	6.3	90	GL-5	F: 1.04 / FL: 1.0
300 ~ 350	F300A / FL300A / F350A / FL350A	10W-30	10W-40	•	6.5	90	GL-5	F: 1.52 / FL: 1.31
375 ~ 425	F(L)375 XTO / F(L)425 XTO	10W-30	10W-40	•	7.8	9	GL-5	F: 1.52 / FL: 1.31
2-Stroke								
4 ~ 5	4A/B/C ~ 5C	TCW3-RL	NA	+	NA	90	GL-4	0.1
6 ~ 8	6C ~ 8C	TCW3-RL	NA	+	NA	90	GL-4	0.16
9.9 ~ 15	9.9D / 9.9F ~ 15D / 15F	TCW3-RL	NA	+	NA	90	GL-4	0.19
20	20C	TCW3-RL	NA	+	NA	90	GL-4	0.18
20 ~ 25	20D ~ 25D	TCW3-RL	NA	+	NA	90	GL-4	0.37
25 ~ 30	25B/X ~ 30H	TCW3-RL	NA	+	NA	90	GL-4	0.32
25 ~ 30	25J ~ 30D	TCW3-RL	NA	+	NA	90	GL-4	0.2
40 ~ 50	40V/X/Y ~ 50H	TCW3-RL	NA	+	NA	90	GL-4	0.43
50 ~ 55	50G ~ 55B	TCW3-RL	NA	+	NA	90	GL-4	0.5
60 ~ 90	60F / 70B / 75A / 80A / 85A / 90A	TCW3-RL	NA	+	NA	90	GL-4	0.61
115 ~ 130	115A ~ 130C	TCW3-RL	NA	+	NA	90	GL-4	0.61
150	150A/F/G/J	TCW3-RL	NA	+	NA	90	GL-4	0.98 / L: 0.87
150 ~ 200	Z150P ~ Z200P	TCW3-RL	NA	+	NA	90	GL-4	Z: 0.98 / LZ: 0.87
175 ~ 200	175A/B/D/F/G/H ~ 200G	TCW3-RL	NA	+	NA	90	GL-4	0.98
200	200A/C/F/H/J	TCW3-RL	NA	+	NA	90	GL-4	0.98 / L: 0.87
200	Z200N / LZ200N	TCW3-RL	NA	+	NA	90	GL-4	Z: 0.98 / LZ: 0.87
200	Z200P/Q	TCW3-RL	NA	+	NA	90	GL-4	0.98
225 ~ 250	225B/C/D/F/G/H ~ 250A/C/D/G	TCW3-RL	NA	+	NA	90	GL-4	1.15 / L: 1.0
250 ~ 300	Z250C/D/F - LZ250C/D/F ~ Z300A / LZ300A	TCW3-RL	NA	+	NA	90	GL-4	Z: 1.15 / LZ: 1.0
300	Z300B	TCW3-RL	NA	+	NA	90	GL-4	1.0

YAMALUBE LUBRICANTS FOR: WAVERUNNERS

MODEL	ENGINE OIL	SAE	grade	Oil Capacity
4-Stroke				
GP 1800R HO/ GP 1800R SVHO/ FX HO/FX CR HO/ FX SVHO/ FX CR SVHO/ FX LTD SVHO/ VX CR HO/ VX LTD HO	1812 cm ³ / 4 cyl	10W30 / 10W40	Synthetic or semi-synthetic engine oil	5,3l
EX / EX SPORT / EX DELUXE / EXR / VX / VX Deluxe / VX CRUISER / VX CRUISER HO / VX LIMITED / JETBLASTER	1049 cm ³ / 3 cyl	10W30 / 10W40	Synthetic or semi-synthetic engine oil	3,7L
V1 / VX / FX140 / FX160	1052 cm ³ / 4 cyl	10W30 / 10W40	Synthetic or semi-synthetic engine oil	4,5L
SUPERJET (2021--)	1049 cm ³ / 3 cyl	10W30 / 10W40	Synthetic or semi-synthetic engine oil	3,7L

YAMALUBE LINE-UP CONVERSION TABLE

Usage	Old Line Up		New Line Up				
	4-Stroke		Especially good for low/medium/high HP				
IF USED	Fuel ECO 10W30	UPGRADE TO	Synthetic 10W30	OR	Super Synthetic FC-W 10W30	OR	Fully Synthetic FC-W 5W30
IF USED	Fuel ECO 10W40	UPGRADE TO	Synthetic 10W40				
IF USED	FC-W 10W30	UPGRADE TO		OR	Super Synthetic FC-W 10W30		Fully Synthetic FC-W 5W30
IF USED	FC-W 10W40	UPGRADE TO		OR	Super Synthetic FC-W 10W30		Fully Synthetic FC-W 5W30

FULLY SYNTHETIC FC-W 5W30

This premium marine engine oil offers excellent fuel economy and extended oil drain intervals, along with ultimate engine cleanliness & protection. Important note: Use this oil only after the running-in period - and for engines with low mileage. As a guide, we recommend you do not use this oil for an engine which is more than 7 years old.

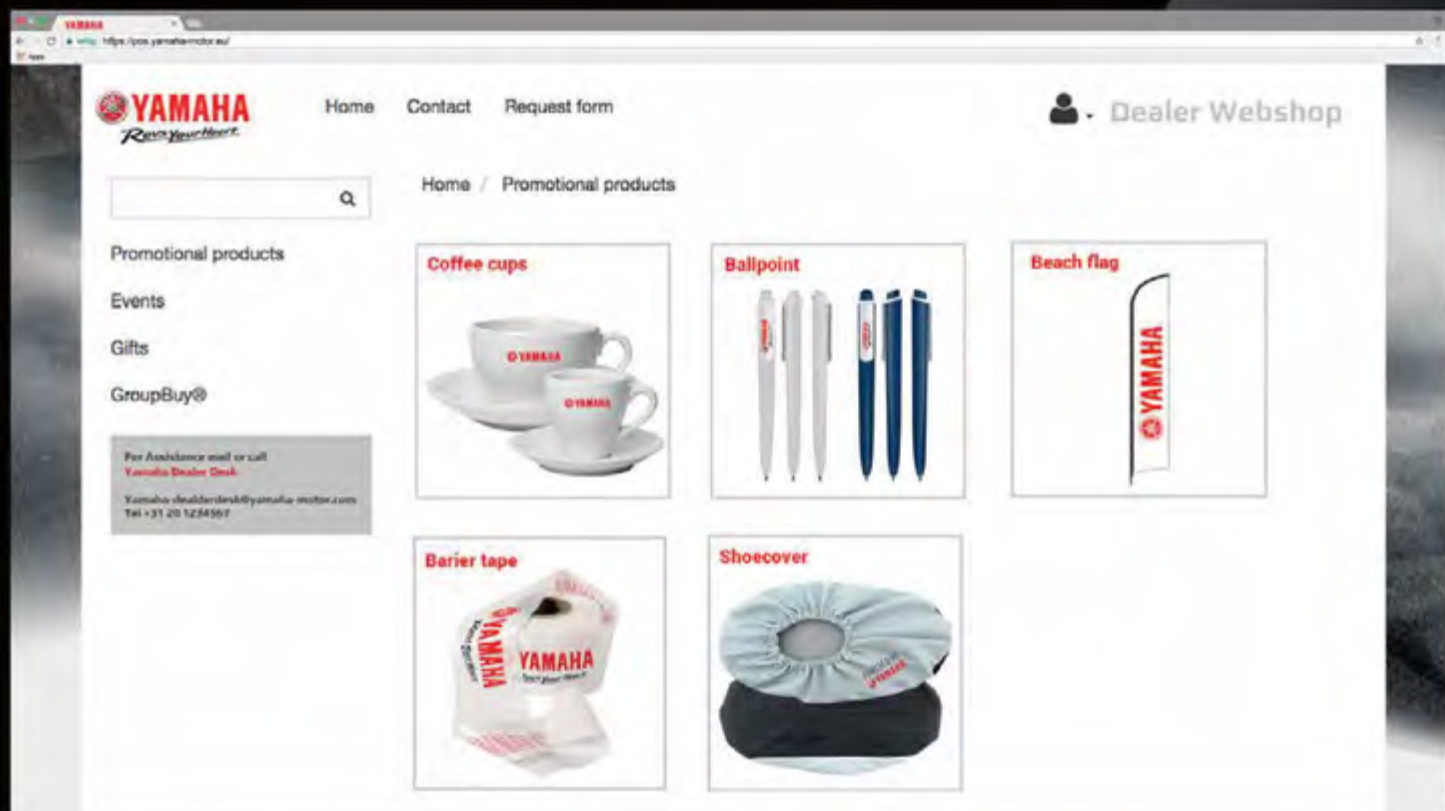


VISIT OUR MARINE DEALER WEBSHOP

Dedicated webshop for Dealers


POS material

Corporate items to support Dealer VI program



>> Visit the webshop on <http://pos.yamaha-motor.eu>



 **YAMAHA**



Workwear collection

Our genuine Yamaha mechanics workwear collection provides modern patterns, comfortable fabric and a wide choice of items.

The workwear is designed to make sure our mechanics can focus on the job, and there is official Yamaha workwear for all weather types.



Mechanic Full Suit Men

Part No. Y22-BS102-B7 **XX**

SIZE: 44-46-48-50-52-54-56-58-60-62

Functional and comfortable full suit for work with several pockets and elastic waist. Good to move during work.

- Cotton polyester fabric
- Clean front zipper closure, opening 2 sides
- Elastic at waist and stretch material inside crotch
- Functional pockets
- Back elastic part and back gussets for more movements
- Light padded cordura knee area
- Washable up to 60 degrees





Mechanic Bib & Brace Men

Part No. Y22-BS103-B7 **XX**

SIZE: 44-46-48-50-52-54-56-58-60-62

Comfortable Bib & Brace for work with easy buckle and strap construction, and elastic parts to move easy during work.

- Cotton polyester fabric
- Front buckle with straps structure
- Elastic at waist and stretch material inside crotch
- Functional pockets
- Back elastic part for better movement
- Light padded cordura knee area
- Washable till 60 degrees





Mechanic Pants Regular Men and Mechanic Pants Extra Long Men

Part No. Regular Y22-BS1R0-B7 **XX**
inseam length 77 cm

Part No. Extra Long Y22-BS1L0-B7 **XX**
inseam length 81 cm

SIZE: 44-46-48-50-52-54-56-58-60-62

Comfortable work pants with adjustable waistband and functional pockets. Regular size.

- Cotton polyester fabric
- Leg opening with zipper
- Elastic at waist and stretch material inside crotch
- Functional pockets
- Back elastic part for better movement
- Light padded cordura knee area
- Washable up to 60 degrees





Mechanic Shorts Men

Part No. Y22-BS1H2-B7 XX

SIZE: 44-46-48-50-52-54-56-58-60-62

Comfortable shorts for work with adjustable waistband and functional pockets.

- Cotton polyester fabric
- Elastic at waist and stretch material inside crotch
- Functional pockets
- Back elastic part for better movement
- Washable up to 60 degrees





Mechanic Bodywarmer Men

Part No. Y22-BT106-B7 **XX**

SIZE: 1S-0S-0M-0L-1L-2L-3L

Bodywarmer softshell outside, inside warm fleece with 2 pockets and Yamaha branded badges.

- Polyester spandex softshell fabric
- Water resistant and breathable
- Inside soft fleece
- 2 Zippered pockets
- Washable up to 40 degrees celsius





Mechanic Softshell Men

Part No. Y22-BJ102-B7 **XX**

SIZE: 1S-0S-0M-0L-1L-2L-3L

Softshell outside and inside warm fleece with 2 pockets and Yamaha branded badges.

- Polyester spandex softshell fabric
- Water resistant and breathable
- Inside soft fleece
- 2 Zippered pockets
- Washable up to 40 degrees celsius





Mechanic Sweater Men

Part No. Y22-BT113-B7 XX

SIZE: 1S-0S-0M-0L-1L-2L-3L

Functional sweater with hood and 2 pockets with zippers.

- Polyester spandex knitted fabric
- Ribbing at cuffs and hem
- Lined hood
- 2 Zippered pockets
- Washable up to 40 degrees celsius





Mechanic Short Sleeve T-Shirt Men

Part No. Y22-BT101-B7 **XX**

SIZE: 1S-0S-0M-0L-1L-2L-3L

Soft cotton mix fabric, wearing daily.

- Cotton polyester fabric
- Washable up to 60 degrees celsius
- Yamaha badges and embroidery branding





Mechanic Long Sleeve T-Shirt Men

Part No. Y22-BT102-B7 XX

SIZE: 1S-0S-0M-0L-1L-2L-3L

Soft cotton mix fabric, with long sleeves.

- Cotton polyester fabric
- Washable up to 60 degrees celsius
- Yamaha badges and embroidery branding





Mechanic Polo Men

Part No. Y22-BT111-B7 **XX**

SIZE: 1S-0S-0M-0L-1L-2L-3L

Soft pique fabric with nice design stripes in collar and cuffs.

- Cotton polyester pique fabric
- Washable up to 60 degrees celsius
- Yamaha badges and embroidery branding
- Ribbed collar and cuffs
- Buttoned closure





Corporate Wear Showroom

Our genuine Yamaha corporate workwear is designed using a tailored way of fitting for extra comfort, without compromising style.

The corporate wear offers a smart and professional look, including white and blue shirts, cardigans and pullovers for men and women.



Corporate Shirt White Men

Part No. Y22-DT120-W0 **XX**

SIZE: 1S-0S-0M-0L-1L-2L-3L

Tailored shirt for representative events,
with Yamaha embroidery at chest.

- Egypton cotton fabric
- Classic collar
- Tailored dressed fit
- Also available in dark blue





Corporate Shirt Blue Men

Part No. Y22-DT120-E4 XX

SIZE: 1S-0S-0M-0L-1L-2L-3L

Tailored shirt for representative events, with Yamaha embroidery at chest.

- Egyption cotton fabric
- Classic collar
- Tailored dressed fit
- Also available in white





Corporate Shirt Women

Part No. Y22-DT224-W0 **XX**

SIZE: 1S-0S-0M-0L-1L-2L

Tailored shirt for representative events,
with Yamaha embroidery at chest.

- Egypton cotton fabric
- Classic collar
- Tailored dressed fit





Corporate Polo Men

Part No. Y22-DT125-B7 **XX**

SIZE: 1S-0S-0M-0L-1L-2L-3L

Comfortable and casual men's corporate Polo.

- 50/50 Cotton Polyester Fabric
- Knitted red lines in collar and sleeve hem
- Ribbing at cuffs
- Washable up to 60 degrees celsius
- Direct embroidered logo at chest





Corporate Polo Women

Part No. Y22-DT225-B7 **XX**

SIZE: 1S-0S-0M-0L-1L-2L

Comfortable and casual women's corporate Polo.

- 50/50 Cotton Polyester Fabric
- Knitted red lines in collar and sleeve hem
- Ribbing at cuffs
- Washable up to 60 degrees celsius
- Direct embroidered logo at chest





Corporate Pullover Men

Part No. Y20-CC114-B0 **XX**

SIZE: 1S-0S-0M-0L-1L-2L-3L

Cotton acrylic fine knit pullover with Yamaha embroidery at chest.

- V-neck
- Ribbing at cuffs and bottom





Corporate Cardigan Men

Part No. Y20-CC115-F0 **XX**

SIZE: 1S-0S-0M-0L-1L-2L-3L

Cotton acrylic fine knit pullover with Yamaha embroidery at chest.

- Button closure
- V-neck
- Ribbing at cuffs and bottom





Corporate Cardigan Women

Part No. Y20-CC215-B0 **XX**

SIZE: 1S-0S-0M-0L-1L-2L

Cotton acrylic fine knit cardigan with Yamaha embroidery at chest.

- Button closure
- V-neck
- Ribbing at cuffs and bottom



Corporate Pullover Women

Part No. Y20-CC214-F0 **XX**

SIZE: 1S-0S-0M-0L-1L-2L

Cotton acrylic fine knit pullover with Yamaha embroidery at chest.

- V-neck
- Ribbing at cuffs and bottom

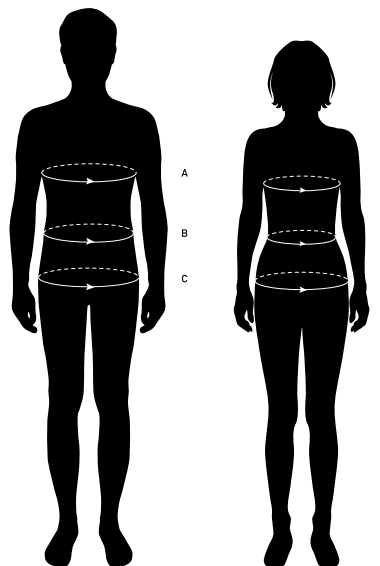


SIZE CHARTS

TOPS / MALE



SIZE	MEN SIZE	WAIST	CHEST SIZE
XS	42	73-75 cm	83-85 cm
S	44	76-79 cm	86-89 cm
	46	80-83 cm	90-93 cm
M	48	84-87 cm	94-97 cm
	50	88-91 cm	98-101 cm
L	52	92-95 cm	102-105 cm
XL	54	96-99 cm	106-109 cm
	56	100-103 cm	110-113 cm
2XL	58	104-109 cm	114-119 cm
	60	110-115 cm	120-125 cm
3XL	62	116-121cm	126-131 cm



TOPS / FEMALE



SIZE	WOMEN SIZE	WAIST	CHEST SIZE
XS	32	58-61 cm	74-77 cm
S	34	62-65 cm	78-81 cm
	36	66-69 cm	82-85 cm
M	38	70-73 cm	86-89 cm
	40	74-77 cm	90-93 cm
L	42	78-81 cm	94-97 cm
XL	44	82-85 cm	98-101 cm
	46	86-89 cm	102-105 cm
2XL	48	90-95 cm	106-111 cm
	50	96-101 cm	112-117 cm
3XL	52	102-107 cm	118-123 cm

BOTTOMS / MALE

SIZE	SIZE	WAIST	HIP
XS	42	73-75 cm	85-87 cm
S	44	76-79 cm	88-91 cm
	46	80-83 cm	92-95 cm
M	48	84-87 cm	96-99 cm
	50	88-91 cm	100-103 cm
L	52	92-95 cm	104-107 cm
XL	54	96-99 cm	108-111 cm
	56	100-103 cm	112-115 cm
2XL	58	104-109 cm	116-121 cm
	60	110-115 cm	122-127 cm
3XL	62	116-121cm	128-133 cm





www.yamaha-motor.eu

YOU YAMAHA MOTOR EXPERIENCE

YOU YAMAHA MOTOR SERVICES

follow us on:



Yamaha Motor Europe N.V.

Koolhovenlaan 101
1119 NC Schiphol-Rijk
P.O.Box 75033
1117 ZN Schiphol
The Netherlands
+ 31 20 654 6000

Dealer

Always wear a helmet, eye protection and protective clothing. Yamaha encourage you to ride safely and respect fellow riders and the environment. Images shown depict professional riders performing under controlled conditions. Specifications and appearance of Yamaha products as shown here are subject to change without notice and may vary according to requirements and conditions. For further details, please consult your Yamaha dealer.



23-DL1-MAR-EU-EN

